



# SEI ROBOTICS SN8BKC Power Adaptor User Manual

[Home](#) » [SEI ROBOTICS](#) » SEI ROBOTICS SN8BKC Power Adaptor User Manual 

# SEI

## Contents

- [1 QUICK GUIDE](#)
- [2 DEVICE INFORMATION](#)
- [3 Setup](#)
- [4 Powered by Android TV™](#)
- [5 SPECIFICATION](#)
- [6 SAFETY INFORMATION](#)
- [7 Documents / Resources](#)
- [8 Related Posts](#)

## QUICK GUIDE



1 Claro STB

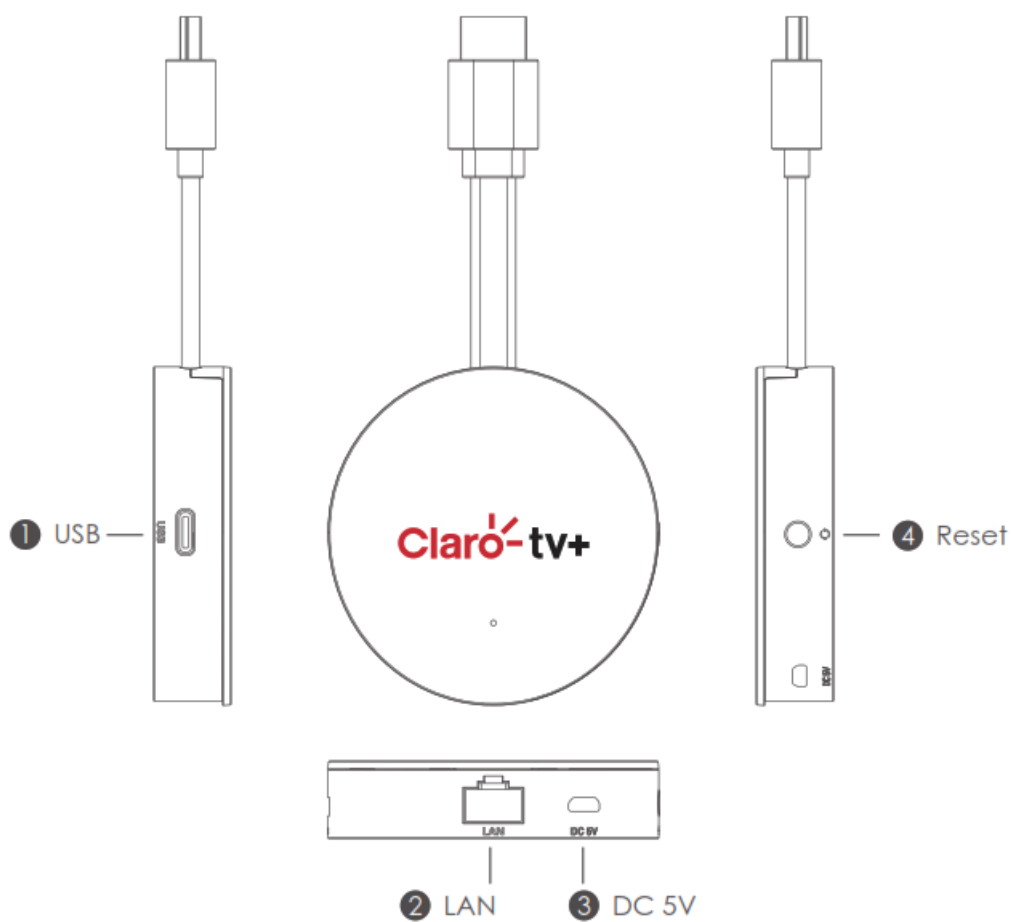


2 Quick Guide



3 Power Adapter

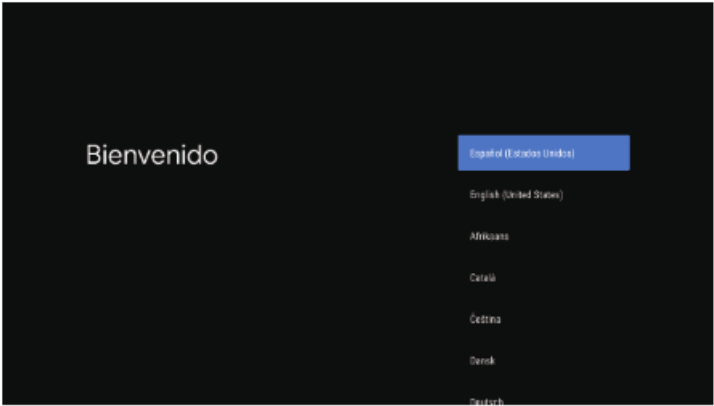
## DEVICE INFORMATION



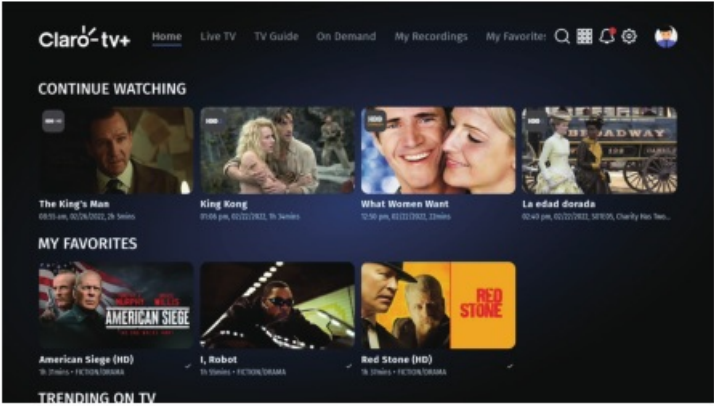
# Setup

## Complete the on-screen setup

Follow the on-screen instructions using your remote to navigate through the setup process.



## Powered by Android TV™



## SPECIFICATION

Hardware	
Chipset	Amlogic 905Y4-B
RAM	2GB
Flash	eMMC 8GB
Video	
Video Decoding	AV1 MP-10@t5.1 up to 4Kx2K@60fps VP9 Profile-2 up to 4Kx2K@60fps H.265 HEVC MP-10:415.1 up to 4Kx2K@60fps AVS2-P2 Profile up to 4Kx2K@60fps H.264 AVC HP@L5.1 up to 4Kx2K@30fps H.264 MVC up to 1080P460fps MPEG-4 ASP@L5 up to 1080P@60fps (ISO-14496) WMV/VC-1 SP/MP/AP up to 1080P460fps AVS-P16(AVS+) /AVS-P2 JiZhun Profile up to 1080P@60fps MPEG-2 MP/HL up to 1080P@60fps (150-13818) MPEG-1 MP/HL up to 1080P@60fps (ISO-11172) Real Video 8/9/10 up to 1080PCsm6Ofps
Video File Format	Support *.mkv, *.wmv, *.mpg, *.mpeg, *.dat, *.avi, *.mov, *.iso, *.mp4, *.rm, *.jpg, *.bmp, *.gif etc...
Video Output	HDMI 2.1 , HDCP2.2
Aspect Ratio	Auto, Full screen
Video Resolution	480i/p, 576i/p, 720p, 1080i/p and 4Kx2K
Power	
DC Input Range	5V 1A
Power Consumption	Maximum 5W

## SAFETY INFORMATION



**NOTICE:** To prevent fire and electric shock. do not expose this device to rain or moisture. In order to avoid any possible risk of electric shock, never attempt to open the unit. In case of the unit breaking down, repair of the unit should be carried out by qualified technicians. No

**CAUTION!** part of this unit should be repaired by users.

**WARNING!**

- Protect the device from high temperatures, humidity, water and dust.
- Donot place any objects that might damage your unit near it (e.g. liquid filled objects or candies).

Google, Google Play, YouTube, Android TV and other marks are trademarks of Google LLC.

Google Assistant is not available in certain languages and countries.

Access and Availability to this applications subject to terms and conditions.

Third party applications may require monthly subscription.



This device complies with Part 15 of the FCC Rules. Operation is subject to the following two conditions: (1) this device may not cause harmful interference, and (2) this device must accept any interference received, including interference that may cause undesired operation.

Changes or modifications to this unit not expressly approved by the party responsible for compliance could void the user’s authority to operate the equipment.

**NOTE:** This equipment has been tested and found to comply with the limits for a Class B digital device, pursuant to Part 15 of the FCC Rules. These limits are designed to provide reasonable protection against harmful interference in a residential installation. This equipment generates, uses and can radiate radio frequency energy and, if not installed and used in accordance with the instructions, may cause harmful interference to radio communications. However, there is no guarantee that interference will not occur in a particular installation. If this equipment does cause harmful interference to radio or television reception, which can be determined by turning the equipment off and on, the user is encouraged to try to correct the interference by one or more of the following measures:


- Reorient or relocate the receiving antenna.
- Increase the separation between the equipment and receiver.
- Connect the equipment into an outlet on a circuit different from that to which the receiver is connected.
- Consult the dealer or an experienced radio/TV technician for help.

This device and its antenna(s) must not be co-located or operation in conjunction with any other antenna or transmitter.

Radiation Exposure Statement

To maintain compliance with FCC’s RF Exposure guidelines, This equipment should be installed and operated with minimum distance of 20cm from your body.

Documents / Resources

	<a href="#">SEI ROBOTICS SN8BKC Power Adaptor</a> [pdf] User Manual SN8BKC, 2AOVU-SN8BKC, 2AOVUSN8BKC, SN8BKC Power Adaptor, SN8BKC, Power Adaptor, Adaptor
---	--