



SEI ROBOTICS SC6BHA Android Set Top Box User Guide

[Home](#) » [SEI ROBOTICS](#) » SEI ROBOTICS SC6BHA Android Set Top Box User Guide 

Contents

- [1 SEI ROBOTICS SC6BHA Android Set Top Box](#)
- [2 OVERVIEW](#)
- [3 DEVICE INFORMATION](#)
- [4 SETUP DIAGRAM](#)
- [5 REMOTE CONTROL](#)
- [6 Powered by Android TVTM](#)
- [7 Powered by Android TVTM](#)
- [8 SPECIFICATION](#)
- [9 SAFETY INFORMATION](#)
- [10 FCC](#)
- [11 Documents / Resources](#)
- [12 Related Posts](#)

SEI

SEI ROBOTICS SC6BHA Android Set Top Box



Android SET TOP BOX

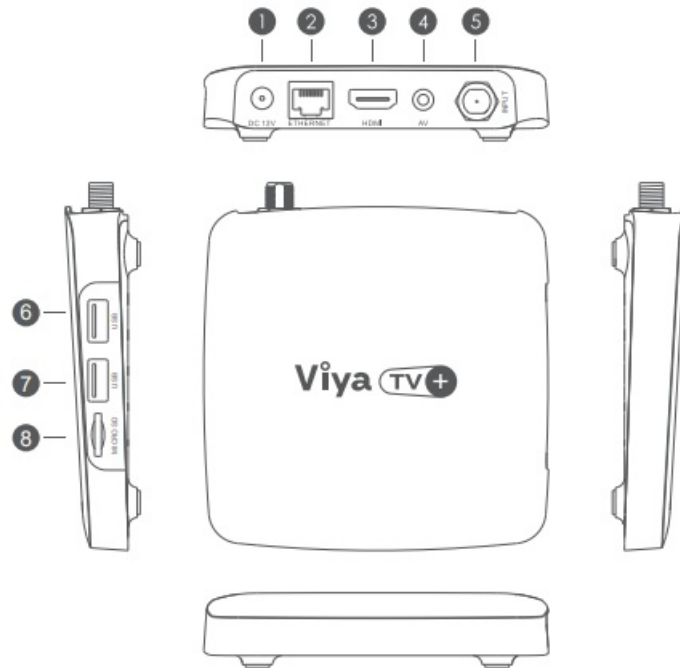
Model: Sc6BHA

OVERVIEW



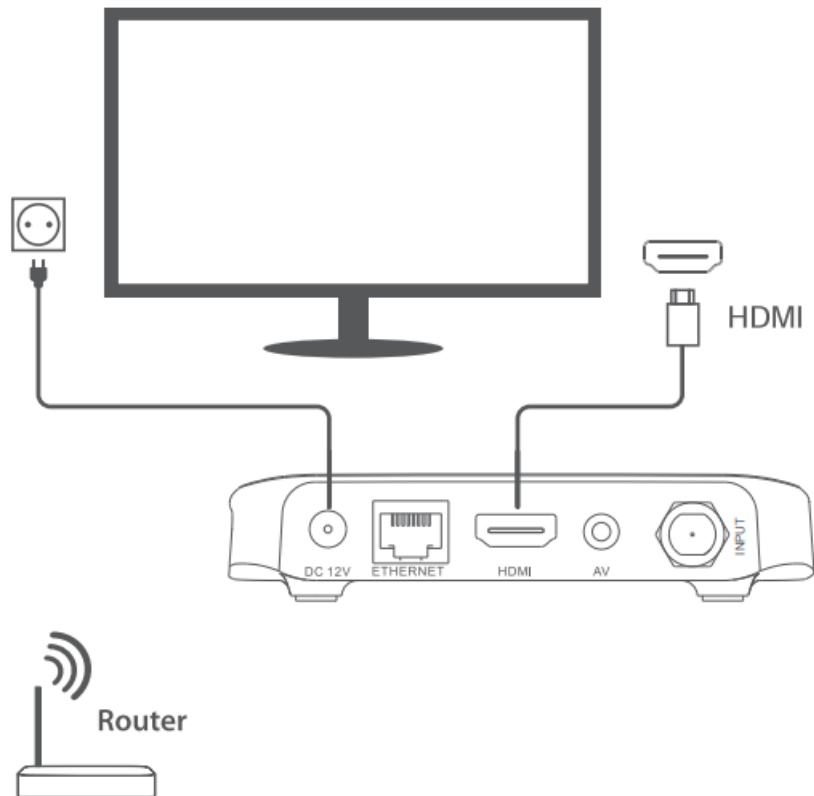
- STB
- Quick Guide
- Remote Control
- Power Adapter
- Battery
- HDMI Cable

DEVICE INFORMATION



- DC 12V
- HDMI
- AV
- LAN
- INPUT
- USB
- USB
- MICRO SD

SETUP DIAGRAM



REMOTE CONTROL

Do more on your TV with your voice



Use your voice to search across live TV, on-demand, and streaming apps to find what you want to watch. Talk to Google to control your TV and smart home devices, g answers, and more.

Pairing guide

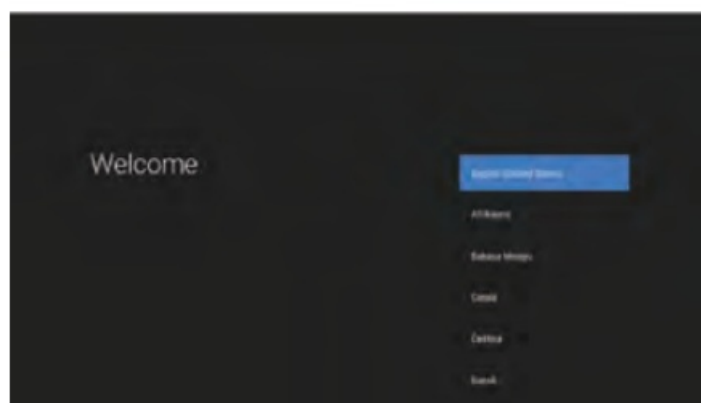


Long press the BackHome button at the same time, until the red light flashes quickly, then release that means RCU enter the pairing mode. Wait for few seconds and stop pressing any buttons, until it pop up the message of pairing successfully.

Powered by Android TVTM

Complete the on-screen setup

Follow the on-screen instructions using your remote to navigate through the setup process.



Powered by Android TVTM

Bring your entertainment together in one place to easily jump from live TV and on-demand to the top streaming apps, or cast your favorites from your smartphone to your TV. And do it all with your voice – search for shows, control your TV and smart devices, answer questions, manage tasks, and more. Just ask Google.



SPECIFICATION

Hardware	
Chipset	Amlogic S905X4-BU
RAM	2GB LPDDR4
Flash	8GB eMMC
WiFi	Wi-Fi 802.11 b/g/n/ac 2.4GHz & 5GHz
Video	
Video Decoding	AV1 MP-10@L5.1 up to 4Kx2K@60fps VP9 Profile-2 up to 4Kx2K@60fps H.265 HEVC MP-10@L5.1 up to 4Kx2K@60fps AVS2-P2 Profile up to 4Kx2K@60fps H.264 AVC HP@L5.1 up to 4Kx2K@30fps H.264 MVC up to 1080P@60fps MPEG-4 ASP@L5 up to 1080P@60fps (ISO-14496) WMV/VC-1 SP/MP/AP up to 1080P@60fps AVS-P16(AVS+) /AVS-P2 JiZhun Profile up to 1080P@60fps MPEG-2 MP/HL up to 1080P@60fps (ISO-13818) MPEG-1 MP/HL up to 1080P@60fps (ISO-11172) RealVideo 8/9/10 up to 1080P@60fps
Video File Format	Support *.mkv, *.wmv, *.mpg, *.mpeg, *.dat, *.avi, *.mov, *.iso, *.mp4, *.rm, *.jpg, *.bmp, *.gif etc...
Video Output	HDMI 2.1 , HDCP2.2
Aspect Ratio	Auto, Full screen
Video Resolution	480i/p, 576i/p, 720p, 1080i/p and 4Kx2K
Power	
DC Input Range	12V 1A
Power Consumption	Maximum 12 W

SAFETY INFORMATION

NOTICE: To prevent fire and electric shock, do not expose this receiver to rain or moisture. In order to avoid any possible risk of electric shock, never attempt to open the unit. In case of the unit breaking down, repair of the unit should be carried out by qualified technicians. N part of this unit should be repaired by users.

CAUTION/WARNING

- Place the receiver in a well-ventilated location to prevent accumulation of internal heat.
- Protect the receiver from high temperatures, humidity, water and dust.
- Do not place any objects that might damage your unit near it (e.g. liquid filled objects or candles).
- Google, Google Play, YouTube, Android TV and other marks are trademarks of Google LLC.
- Google Assistant is not available in certain languages and countries.

FCC

This device complies with Part 15 of the FCC Rules. Operation is subject to the following two conditions:

1. This device may not cause harmful interference,
2. This device must accept any interference received, including interference that may cause undesired operation.

Changes or modifications to this unit not expressly approved by the party responsible for compliance could void the user's authority to operate the equipment.

NOTE: This equipment has been tested and found to comply with the limits for a Class B digital device, pursuant to Part 15 of the FCC Rules. These limits are designed to provide reasonable protection against harmful interference in a residential installation. This equipment generates, uses and can radiate radio frequency energy and, if not installed and used in accordance with the instructions, may cause harmful interference to radio communications. However, there is no guarantee that interference will not occur in a particular installation.

If this equipment does cause harmful interference to radio or television reception, which can be determined by turning the equipment off and on, the user is encouraged to try to correct the interference by one or more of the following measures:


- Reorient or relocate the receiving antenna.
- Increase the separation between the equipment and receiver.
- Connect the equipment into an outlet on a circuit different from that to which the receiver is connected.
- Consult the dealer or an experienced radio/TV technician for help.

This device and its antenna(s) must not be co-located or operation in conjunction with any other antenna or transmitter.

Radiation Exposure Statement

To maintain compliance with FCC's RF Exposure guidelines, This equipment should be installed and operated with minimum distance of 20cm from your body.

Documents / Resources

	<p>SEI ROBOTICS SC6BHA Android Set Top Box [pdf] User Guide SEI830AT, 2AOVU-SEI830AT, 2AOVUSEI830AT, SC6BHA Android Set Top Box, SC6BHA, Android Set Top Box, Top Box, Box</p>
---	--