



# SEGWAY P Series Ninebot Handlebar Extender User Manual

[Home](#) » [Segway](#) » SEGWAY P Series Ninebot Handlebar Extender User Manual 

## Contents

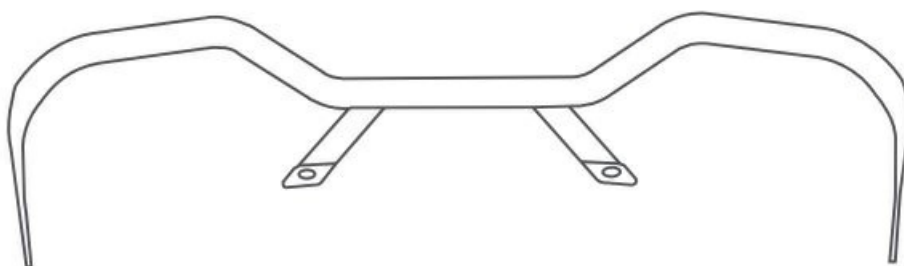
- [1 SEGWAY P Series Ninebot Handlebar Extender](#)
- [2 Packing list](#)
- [3 Installation](#)
- [4 Specifications](#)
- [5 4 After-sales Service](#)
- [6 Documents / Resources](#)



**SEGWAY P Series Ninebot Handlebar Extender**



## Packing list



① Extension bar × 1



② M8\*16 Screw/  
Vis M8\*16 × 2



③ Flat washer/  
Rondelle plate × 2



④ M6\*20 Screw set/  
Jeu de vis M6\*20 × 2

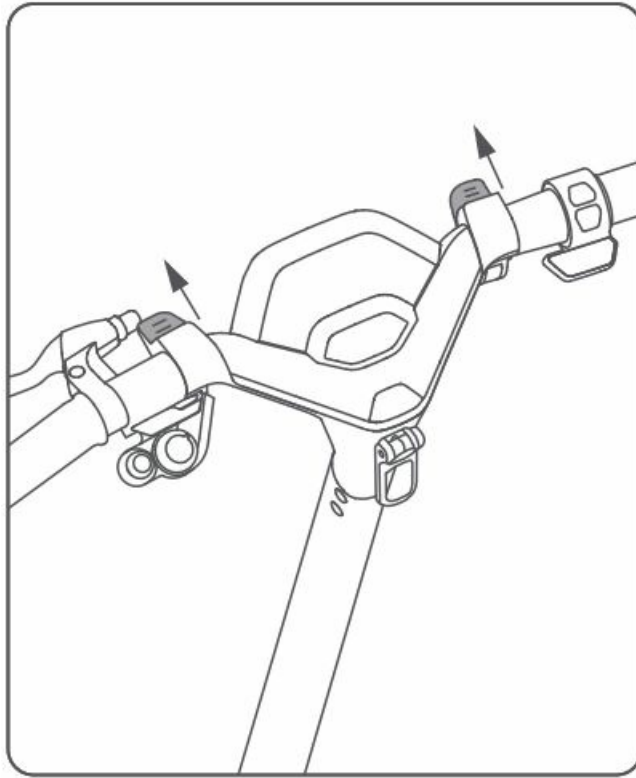


⑤ L-Shaped wrench/  
Clé en forme de L × 1

## Installation

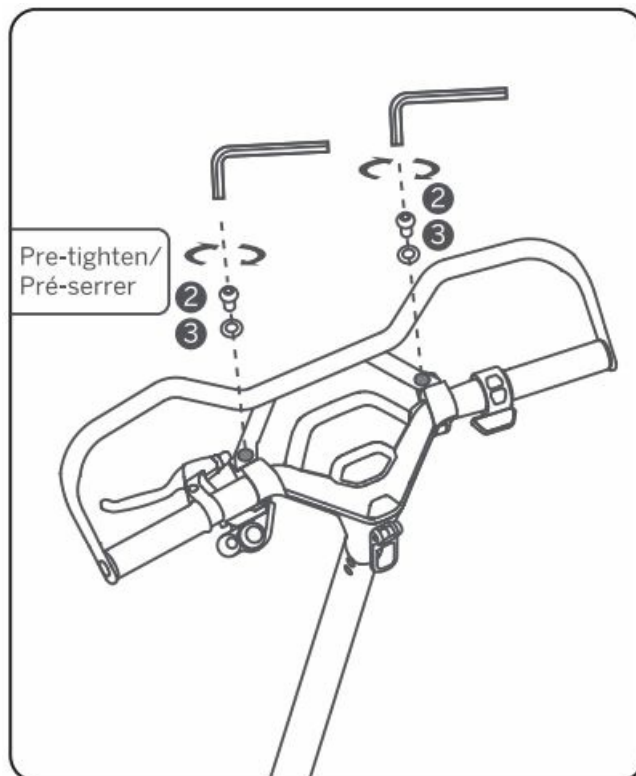
### Step 1

- Remove the rubber stoppers.



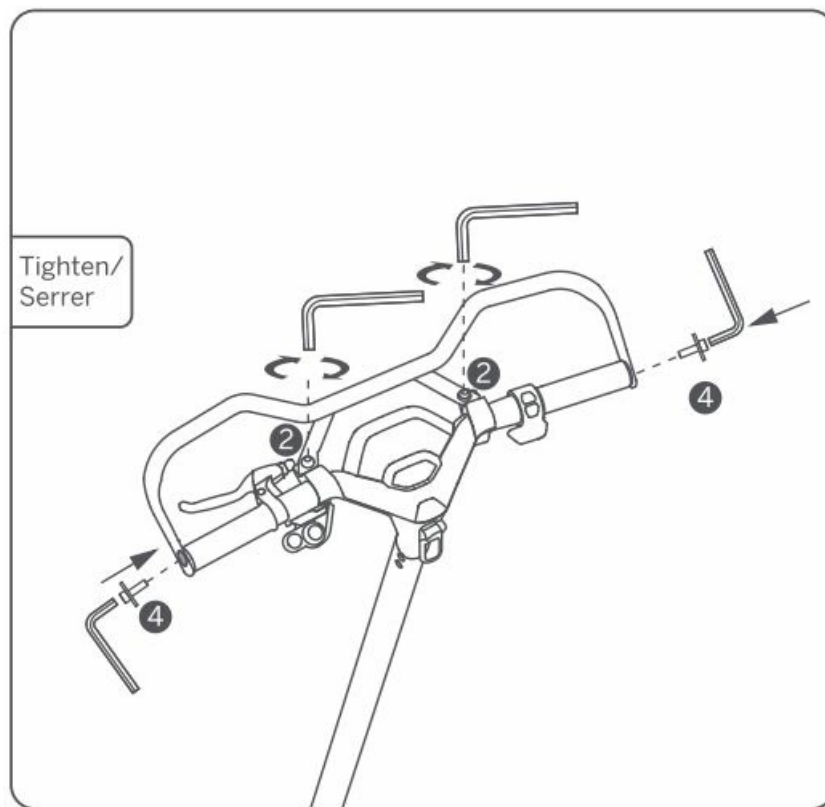
## Step 2

- Place the extension bar on the handlebar and pre-tighten with screws and flat washers.



## Step 3

- Adjust to the proper position and tighten all screws as illustrated.



## Specifications

- Net weight/Poids net Approx. 1.8 lbs (800 g)
- Material High-strength steel (Acier a haute resistance) Q235A/SPCC
- Length x width/Longueur x largeur 26 x 7.4 inch (661 x 187 mm)
- Diameter 0.9 inch (22 mm)
- Compatible with/Compatible avec Segway KickScooter P65/PI00S

## 4 After-sales Service

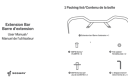
### Warranty

- We offer 180 days warranty service for Segway Extension Bar purchased directly from Segway official on-line store and authorized channels. In each case, the warranty period is measured starting on the date of purchase by the original consumer purchaser.
- THIS LIMITED WARRANTY DOES NOT IN ANY WAY AFFECT OR LIMIT THE STATUTORY RIGHTS YOU MAY HAVE AS A CONSUMER.

### Customer Support

- For product issues, please contact Segway customer support in your region, Segway's support personnel are available to assist you.
- The Americas: [technicalsupport@segway.com](mailto:technicalsupport@segway.com)

## Documents / Resources

	<p><a href="#">SEGWAY P Series Ninebot Handlebar Extender</a> [pdf] User Manual</p> <p>P Series Ninebot Handlebar Extender, P Series, Ninebot Handlebar Extender, Handlebar Extender, Extender</p>
---	--