




SECURECOM DM-RF Wireless Open-Close Sensor for Door Master Door Controllers User Manual

[Home](#) » [SecureCom](#) » SECURECOM DM-RF Wireless Open-Close Sensor for Door Master Door Controllers User Manual 

SECURECOM DM-RF Wireless Open-Close Sensor for Door Master Door Controllers User Manual



Contents

- [1 Content of the package](#)
- [2 General information](#)
- [3 Installation](#)
- [4 Battery replacement](#)
- [5 Documents / Resources](#)
- [6 Related Posts](#)

Content of the package

- DM-RF transmitter
- Neodymium magnet counter pair
- Self-tapping screw (4pcs)
- Screw protection cap (2pcs)
- Warranty ticket

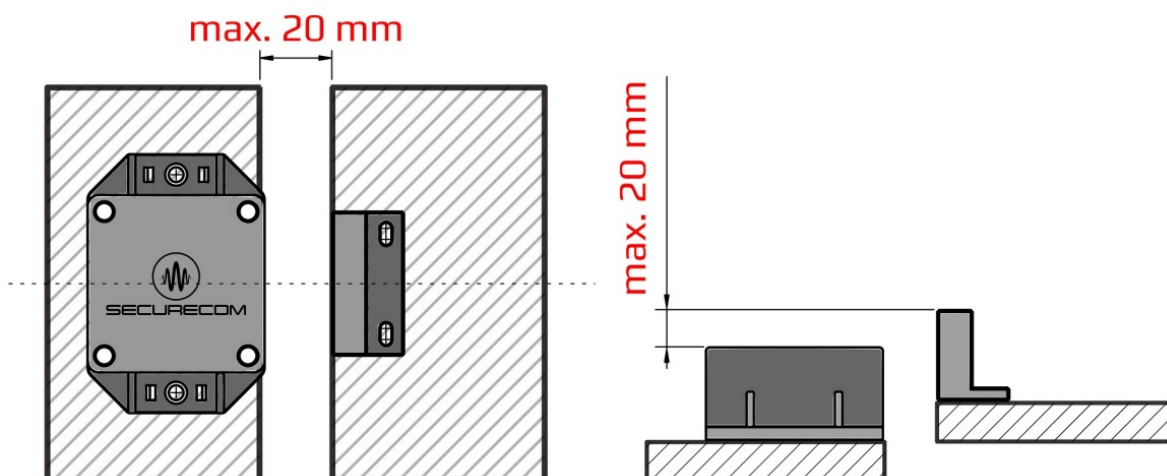
General information

The DM-RF opening sensor is an additional component of the DOOR MASTER Smartphone door control/remote control units. The DM-RF contains a state-of-the-art semiconductor-based magnetic field sensor that detects the proximity of a magnetic counter-pair – included in the package – and indicates its presence or absence. The signal is sent via Bluetooth radio link using a broadcasting messaging protocol to the gate opener controller and therefore does not require any training or device pairing. To activate the opening detector, just enter the 4 digits on the back of the door opener in the corresponding field of the door opener settings and the closed or open position of the opening detector will be visible.

- **Power supply:** lithium battery ER-14250 3V (included)
- **Battery life:** 10.000 indications – 5 years (10 events per day)
- **RF communication:** Bluetooth 2.4GHz
- **Operating range from the receiver:** max. 20 m
- **Detection distance of magnet:** max. 20mm
- **Degree of protection:** IP68
- **Temperature range:** -40°C / +85°C
- **Transmitter dimensions:** 70x48x24mm
- **Magnet dimensions:** 40x20x25mm

Installation

When mounting on the gate, care must be taken to ensure that the mounting clearances remain within the permissible clearance in the closed gate position.




Moving the magnet closer or further away from the device, i.e. opening or closing the gate will cause the blue LED on the unit to flash. (this is visible under the cover plate in low light conditions)

Battery replacement

The voltage of the ER14250 lithium (Li-SOCl₂) battery in the device is continuously monitored by the application. If the value is low, it will alert the user, indicating the need for battery replacement.

By removing the 4pcs rubber protection caps on the cover plate of the unit, it can be unscrewed and the battery can be replaced with the above mentioned type.

Documents / Resources

	<p>SECURECOM DM-RF Wireless Open-Close Sensor for Door Master Door Controllers [pdf]</p> <p>User Manual</p> <p>DM-RF Wireless Open-Close Sensor for Door Master Door Controllers, DM-RF, Wireless Open-Close Sensor for Door Master Door Controllers, Wireless Open-Close Sensor, Open-Close Sensor, Door Master Door Controllers, Door Controllers, Controllers</p>
-----------------------------------------------------------------------------------	--------------------------------------------------------------------------------------------------------------------------------------------------------------------------------------------------------------------------------------------------------------------------------------------------------------------------------------------------------------------------------------