



# SEAWARD PATGuard 3 Testing Software User Guide

[Home](#) » [SEAWARD](#) » SEAWARD PATGuard 3 Testing Software User Guide 

## Contents

- [1 SEAWARD PATGuard 3 Testing Software User Guide](#)
- [2 How to shrink text to fit the columns on PATGuard 3 reports?](#)
- [3 In PATGuard 3](#)
- [4 Read More About This Manual & Download PDF:](#)
- [5 Documents / Resources](#)
  - [5.1 References](#)

## SEAWARD PATGuard 3 Testing Software User Guide

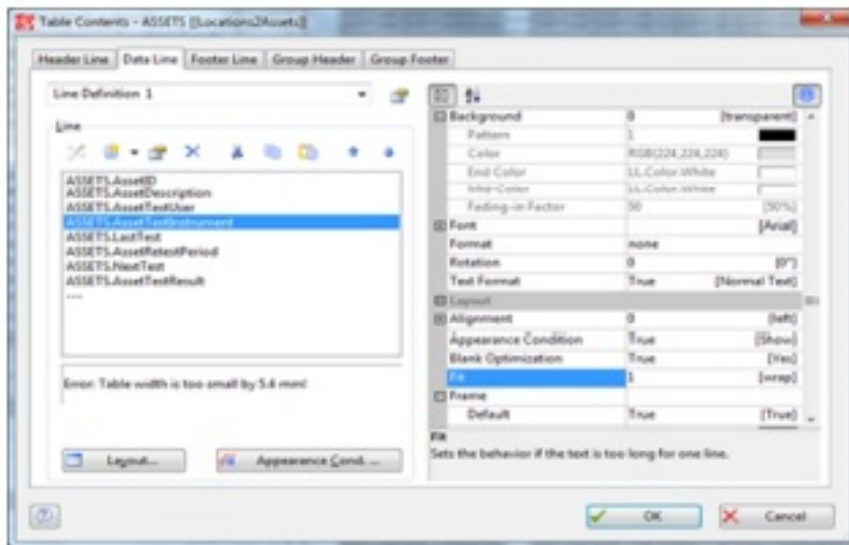


### How to shrink text to fit the columns on PATGuard 3 reports?

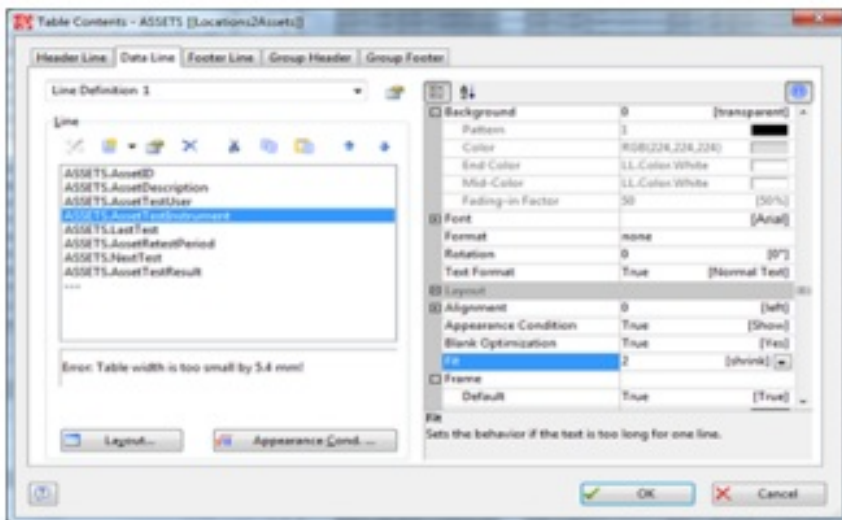
In some reports if the text is too long it can go over more than one line. If you wish to prevent this you can shrink the text to fit the column width using these instructions.

## In PATGuard 3

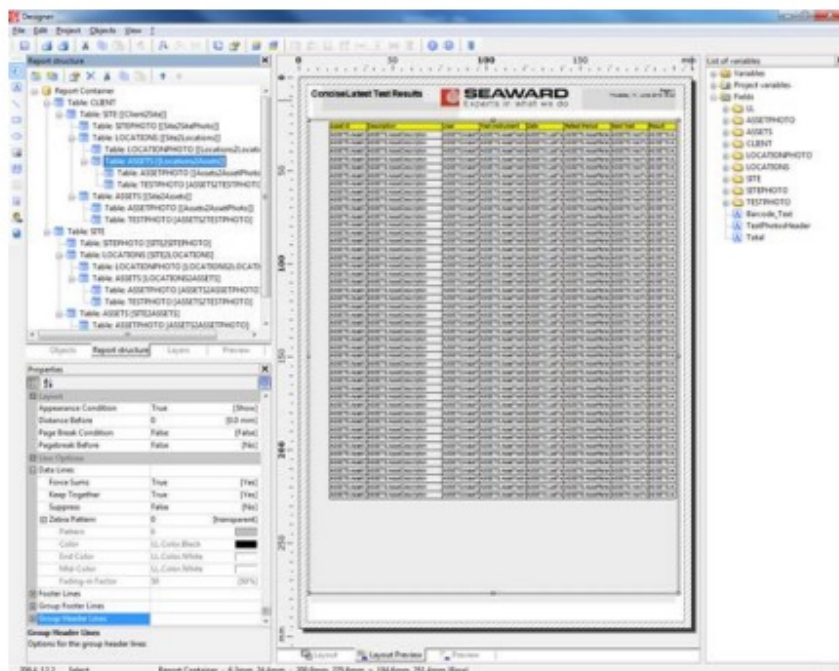
1. In the reports tab right click on the desired report and select
2. Once in the Designer ensure you are in the 'Report Structure' window select 'Table: ASSETS  
[[Locations2Assets]]' as per the



3. Double click on the area under the column you wish to shrink in the report preview to open a new window, see below.



4. In the right hand list select 'Fit'.
5. Use the dropdown to select '2 (shrink)' and press OK




6. Back in the 'Report Structure' window select the next 'Table: ASSETS' and repeat the process.
7. Depending upon which report, you will need to do this 4 or 8
8. Press Save, to confirm your

If you require more help, please contact us at <https://www.seaward.com/cms/enquire/>.

5-18 Bracken Hill, South West Industrial Estate, Peterlee, County Durham, SR8 2SW  
, United Kingdom t: +44 (0) 191 586 3511 l f: +44 (0) 191 586 0227 l e: sales@seaward.com sea

## Read More About This Manual & Download PDF:

## Documents / Resources



How to shrink text to fit the columns on PATGuard 3 reports?

SEAWARD PATGuard 3 Testing Software [pdf] User Guide  
PATGuard 3 Testing Software, Testing Software, Software

**SEAWARD PATGuard 3 Testing Software [pdf] User Guide**  
PATGuard 3 Testing Software, Testing Software, Software

## References

- [Electrical Safety Test Equipment Manufacturers | Seaward](#)
- [User Manual](#)

### Manuals+, Privacy Policy

This website is an independent publication and is neither affiliated with nor endorsed by any of the trademark owners. The "Bluetooth®" word mark and logos are registered trademarks owned by Bluetooth SIG, Inc. The "Wi-Fi®" word mark and logos are registered trademarks owned by the Wi-Fi Alliance. Any use of these marks on this website does not imply any affiliation with or endorsement.