



# SearchPean ECS2206 Tiny Coffee Scale with Timer User Manual

[Home](#) » [SearchPean](#) » SearchPean ECS2206 Tiny Coffee Scale with Timer User Manual 



**SearchPean®**  
SearchPean Tiny Coffee Scale User Manual

## Contents

- [1 ECS2206 Tiny Coffee Scale with Timer](#)
- [2 Product introduction](#)
- [3 Function introduction](#)
- [4 Operating instructions](#)
- [5 Basic parameters](#)
- [6 Matters needing attention](#)
- [7 Documents / Resources](#)
- [8 Related Posts](#)

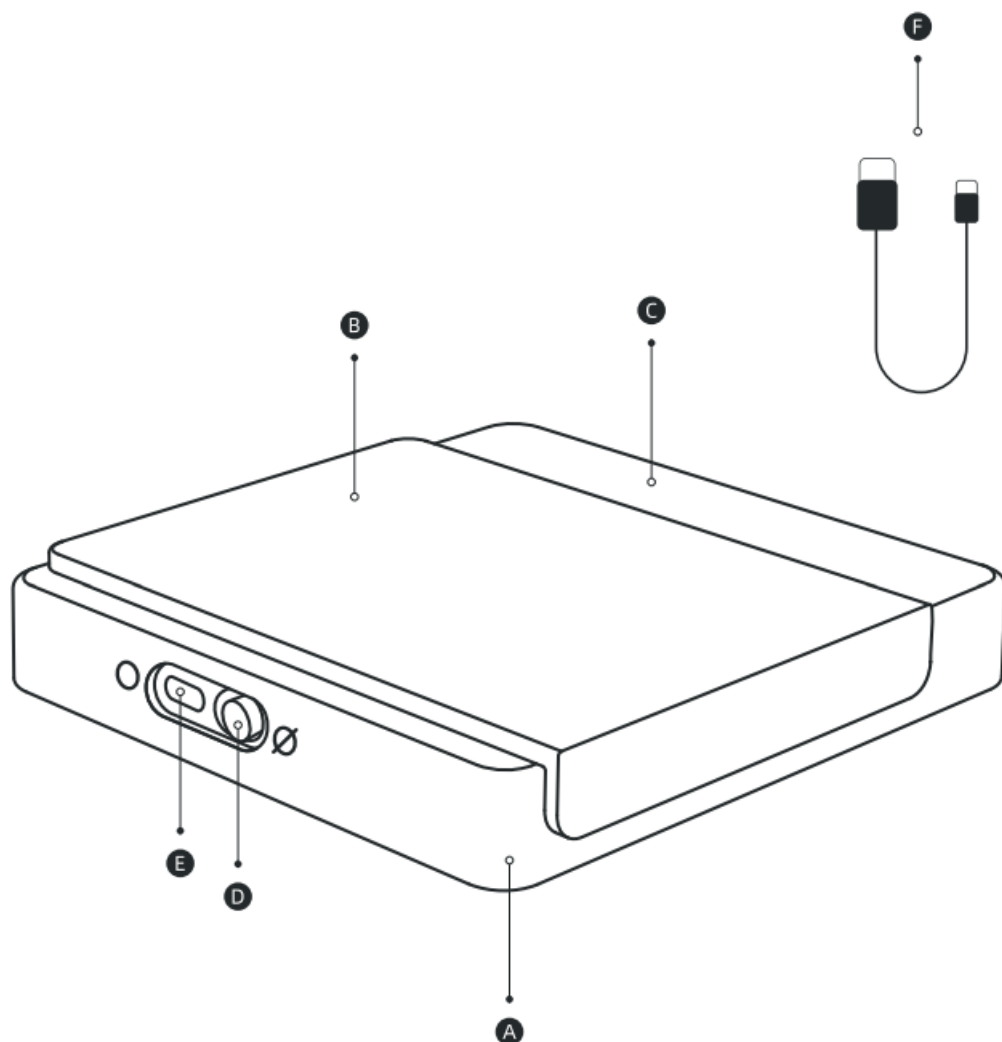
## ECS2206 Tiny Coffee Scale with Timer

Please read this manual carefully and keep it properly before using the product.

The illustrations of products, accessories and display panels in the manual are schematic diagrams for reference only.

Due to the update and upgrade of the product, the actual product may be slightly different from the schematic diagram. Please take the actual product as the standard.

## Product introduction



**A** Intelligent coffee scale (subject to the actual object) ×1

**B** Silicone heat insulation pad (subject to the actual object) ×1

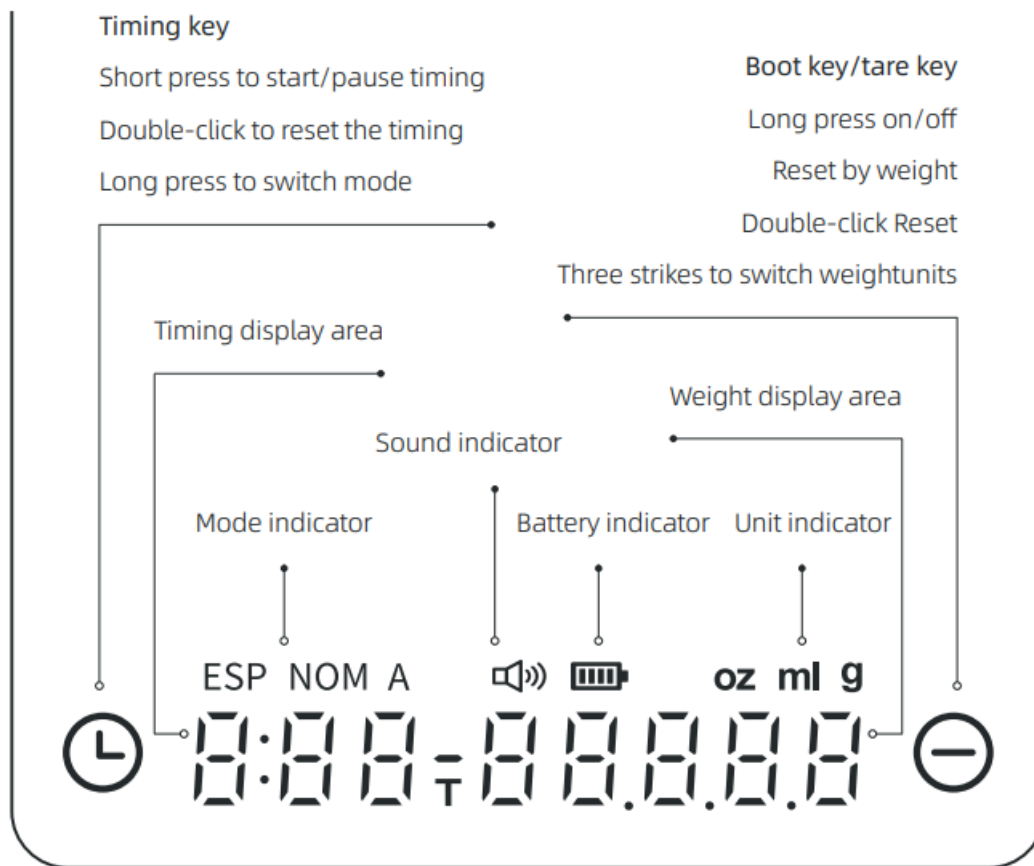
**C** LED display panel

**D** Power switch button: toggle this button to turn on ☐ ☒ /off ☒ ☐

**E** TYPE-C Charging socket

**F** TYPE-C Charging cable ×1

## Function introduction



- Mode indicator: indicates that ESP Espresso Auto Timing/NOM Brewing Manual Timing/A Brewing Auto Timing is currently on.
- Sound indicator: the indicator light is on, indicating that the sound is on.
- At the same time, press and hold " ⌚ " to turn on/off the sound prompt.
- Battery indicator: indicates the current power. Please charge in time if the power is insufficient.
- Charging display: " 🔋 " flashing display when charging, " 🔋 " long bright display when fully charged.
- Lack of power display: " 🔋 " blinking display, until no power display " L0 "off.
- Unit indicator: indicates that the current opening is oz/ml/g.
- Automatic sleep: the current state is still, and the weight and time have no change. After 10 minutes, it will automatically sleep.
- Automatic wake-up: when the weight changes  $\geq 100g$  in the sleep state, the electronic scale will start automatically.

**Tip:** The initial panel sticker marks the above key functions and display contents, and you can remove the sticker after you are familiar with the basic function operation.

## Operating instructions

Press and hold the " ⌚ " timing key to select the desired mode. Switch in sequence according to "ESP Espresso Auto Timing, NOM Brewing Manual Timing, A Brewing Auto Timing".

### 1. ESP Espresso Auto Timing

Place the coffee scale on the tray of the portable coffee machine, open the coffee scale, place the coffee cup on the coffee scale platform, and then the coffee scale will automatically peel.



Turn on the espresso machine. When the coffee drops into the cup, the coffee scale starts to calculate the weight and automatically counts. After the drip is over, the timing and weighing stop. Take away the cup, and the coffee scale will return to the initial state for the next brew.



## 2. NOM Brewing Manual Timing

Turn on the coffee scale, put the hand washing tools on the scale table in turn, do a good job of soaking the coffee filter paper, and press the "⊖" tare button briefly.



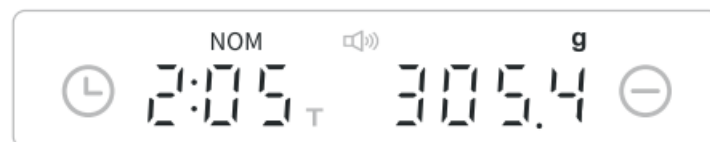
Add the ground coffee powder and pay attention to the specific weighing value at the same time.



Briefly press the "⊖" tare button, and the weight will be cleared. Prepare for coffee brewing; Briefly press the "⌚" timing key to start the timing function to help you better control the time of steaming and water injection.



After brewing, press the "⌚" timing key briefly to stop the timing, and the coffee scale will accurately display the brewing data for you.



### 3. A Brewing Auto Timing

Turn on the coffee scale, put the hand washing tools on the scale table in turn, do a good job of soaking the coffee filter paper, and press the "⊖" tare button briefly.



Add the ground coffee powder and pay attention to the specific weighing value at the same time.



Briefly press the "⌚" timing key, and the coffee scale will automatically enter the timing/weighing state when it counts down to "3, 2, and 1". It is ready for coffee brewing; When the water is injected, the timing and weighing will run automatically.



After brewing, take away the coffee appliance, and the coffee scale will accurately display the brewing data for you. Double-click “⊖”, and the coffee scale will return to the initial state for next brewing.



## Basic parameters

Product name: SearchPean Tiny Coffee Scale	Product model: ECS2206
Maximum weighing capacity: 2000g	Weighing unit: oz/ml/g
Timing range: 9'59"	Error range: 1kg/0.1g
Product size: 95x100x19mm	Product material: ABS/silica gel
Battery: built-in 800mAh rechargeable lithium battery	
Charging mode: TYPE-C interface charging line, with 5V DC/1A adapter	

## ⚠ Matters needing attention

- The coffee scale needs to be used on a static horizontal plane. The parts of the coffee scale are precise. Do not collide vigorously.
- Do not use the fast charging function power supply to charge.
- Do not use this product during charging.
- The coffee scale is not waterproof. Do not wash and keep the charging port dry.
- The maximum weight of the coffee scale is 2000g. Do not weigh too heavy objects to cause damage.
- The surface temperature of the product is – 10 ° C to 60 ° C. After placing the insulation pad, -20 ° C to 100 ° C.
- The internal structure of the equipment is precise, and unauthorized disassembly is prohibited.
- The warranty period of this equipment is one year. Unauthorized disassembly or artificial damage is not covered by the warranty.

If the violation of the above precautions leads to product damage, misalignment and other adverse consequences, our company will not bear the relevant responsibilities.



<div>寻品小小咖啡秤使用说明书</div> <div>SearchPean Tiny Coffee Scale User Manual</div> <div>0</div>	<div><a href="#">SearchPean ECS2206 Tiny Coffee Scale with Timer</a> [pdf] User Manual</div> <div>B0BG8M92V5, B0CF1WC8FG, B0BYNGSZMX, ECS2206, ECS2206 Tiny Coffee Scale with Ti mer, Tiny Coffee Scale with Timer, Coffee Scale with Timer, Scale with Timer, Timer</div>
--	--