




SEAR PRO 365511 Multi Use Torch User Guide

[Home](#) » [SEAR PRO](#) » SEAR PRO 365511 Multi Use Torch User Guide 



Contents

- [1 FIRE/EXPLOSION HAZARD A CARBON MONOXIDE HAZARD](#)
- [2 BEFORE USE](#)
- [3 AFTER USE](#)
- [4 Documents / Resources](#)

FIRE/EXPLOSION HAZARD A CARBON MONOXIDE HAZARD

DANGER: EXTREMELY FLAMMABLE GAS. CARBON MONOXIDE CAN CAUSE DEATH.

WARNING: THIS PRODUCT EXPELS FLAMMABLE GAS. KEEP OUT OF REACH OF CHILDREN AT ALL TIMES.

NEVER ALTER THE TORCH IN ANY WAY. USER ASSUMES ALL RISK.

NOTE; IMPROPER USE OF THIS PRODUCT MAY CAUSE BODILY HARM AND/OR DEATH.



FLAMMABLE




BEFORE USE

1. Read all warning labels, guidelines & instructions on propane bottle before attaching to the torch.
2. Turn off torch (clockwise to tighten & counterclockwise to loosen).
3. Attach torch to the propane cylinder using hand-tighten method only and ensure proper sealing.
4. Slightly loosen red fuel valve on top & push igniter until torch lights. (Use very little fuel)
5. Adjust red fuel valve to control the amount of flame needed.
6. Always monitor your torch & never use in excess as the item could overheat & cause damage.
7. Ambient air temperature could affect the burn time on the torch & must be monitored.
8. Never leave the torch unattended or use in a confined area.
9. Never use indoors and always have a fire extinguisher nearby.


AFTER USE

1. Ensure pilot light is out & unit is fully shut off.
2. Let the torch cool down after use before storing.
3. Never leave the torch attached to the propane tank.
4. Never store the unit outside or leave in the elements.
5. Inspect the torch before & after every use.


Please see instructions below:



 **CAUTION:**

 **BURN TIME:** NEVER BURN MORE THAN 1 MINUTE AT ANY ONE TIME TO AVOID DAMAGING YOUR UNIT.

LIGHTING: SLIGHTLY TURN RED KNOB COUNTERCLOCKWISE, THEN CLICK THE IGNITER 1-2 TIMES. IF IGNITION DOES NOT HAPPEN, SLOWLY DECREASE FUEL AND RETRY UNTIL IGNITION OCCURS. RESTART PROCESS IF ATTEMPTS FAIL.

 **NOTE:** VERY LITTLE FUEL IS NEEDED TO LIGHT THE TORCH. WINDY CONDITIONS MAKE TORCH LIGHTING DIFFICULT .

WARNING: TIP OVER HAZARD

 SEARPRO.ORG
 SEARPROLLC@GMAIL.COM
 @SEARPRO
 @SEARPRO
 @SEARPRO

Documents / Resources

	<p>SEAR PRO 365511 Multi Use Torch [pdf] User Guide 365511 Multi Use Torch, 365511, Multi Use Torch, Use Torch</p>
---	---