



SEALEY HVD16C 2-IN-1 Cordless Coded High Velocity Drum Fan Instructions

[Home](#) » [SEALEY](#) » SEALEY HVD16C 2-IN-1 Cordless Coded High Velocity Drum Fan Instructions 

Contents

- [1 SEALEY HVD16C 2-IN-1 Cordless Coded High Velocity Drum Fan](#)
- [2 SAFETY](#)
- [3 GENERAL SAFETY](#)
- [4 INTRODUCTION](#)
- [5 SPECIFICATION](#)
- [6 OPERATION](#)
- [7 MAINTENANCE](#)
- [8 ENVIRONMENT PROTECTION](#)
- [9 WEEE REGULATIONS](#)
- [10 Documents / Resources](#)
 - [10.1 References](#)
- [11 Related Posts](#)



SEALEY HVD16C 2-IN-1 Cordless Coded High Velocity Drum Fan



Thank you for purchasing a Sealey product. Manufactured to a high standard, this product will, if used according to these instructions, and properly maintained, give you years of trouble free performance.

IMPORTANT: PLEASE READ THESE INSTRUCTIONS CAREFULLY. NOTE THE SAFE OPERATIONAL REQUIREMENTS, WARNINGS & CAUTIONS. USE THE PRODUCT CORRECTLY AND WITH CARE FOR THE PURPOSE FOR WHICH IT IS INTENDED. FAILURE TO DO SO MAY CAUSE DAMAGE AND/OR PERSONAL INJURY AND WILL INVALIDATE THE WARRANTY. KEEP THESE INSTRUCTIONS SAFE FOR FUTURE USE.

SAFETY

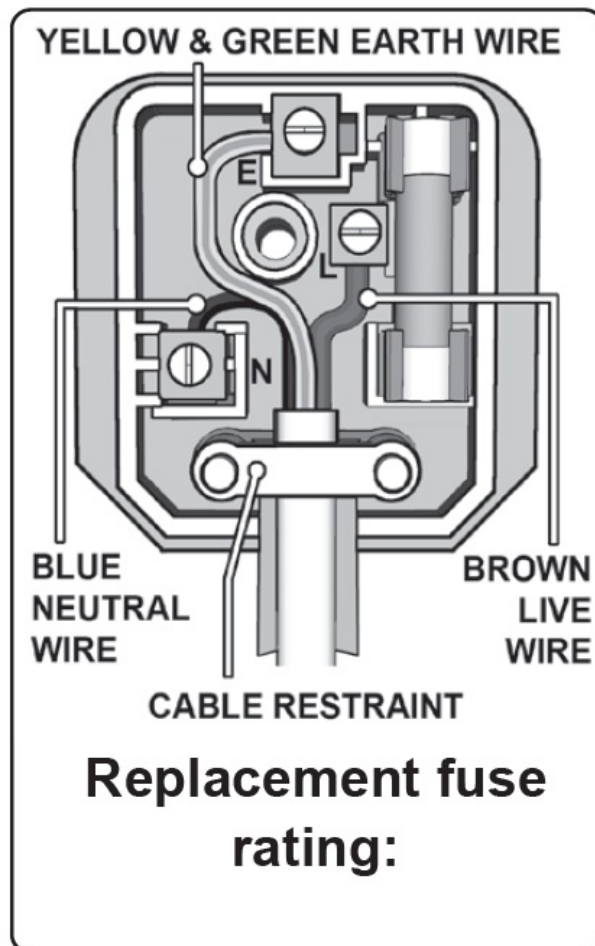
ELECTRICAL SAFETY

WARNING! It is the user's responsibility to check the following: Check all electrical equipment and appliances to ensure that they are safe before using. Inspect power supply leads, plugs and all electrical connections for wear and damage. Sealey recommend that an RCD (Residual Current Device) is used with all electrical products. You may obtain an RCD by contacting your local Sealey stockist. If the product is used in the course of business duties, it must be maintained in a safe condition and routinely PAT (Portable Appliance Test) tested. Electrical safety information: it is important that the following information is read and understood.

- Ensure that the insulation on all cables and on the appliance is safe before connecting it to the power supply.
- Regularly inspect power supply cables and plugs for wear or damage and check all connections to ensure that they are secure.
- Important: Ensure that the voltage rating on the appliance suits the power supply to be used and that the plug is fitted with the
 - DO NOT pull or carry the appliance by the power cable.
 - DO NOT pull the plug from the socket by the cable.
 - DO NOT use worn or damaged cables, plugs or connectors. Ensure that any faulty item is repaired or replaced immediately by a qualified electrician.
- This product is fitted with a BS1363/A 13 Amp 3 pin plug.
- If the cable or plug is damaged during use, switch the electricity supply and remove from use. Ensure that repairs are carried out by a qualified electrician.

Replace a damaged plug with a BS1363/A 13 Amp 3 pin plug. If in doubt contact a qualified electrician.

- Connect the GREEN/YELLOW earth wire to the earth terminal 'E'.
- Connect the BROWN live wire to the live terminal 'L'.
- Connect the BLUE neutral wire to the neutral terminal 'N'. Ensure that the cable outer sheath extends inside the cable restraint and that the restraint is tight. Sealey recommend that repairs are carried out by a qualified electrician.



GENERAL SAFETY

- Disconnect the fan from the mains power when not in use and before servicing or performing any maintenance.
- Use the fan in dry areas only. DO NOT use in wet or areas with high condensation such as showers, pools etc.
- **WARNING!** If the fan falls into water or any other liquid, immediately switch off and disconnect from the mains power supply. DO NOT touch the fan until the mains power supply has been disconnected.
- Always disconnect the fan from the power supply when moving from one location to another and ensure fan is stood on a level surface.
- The fan air flow is powerful. Before use ensure that there is nothing nearby that will be damaged or displaced by the stream of air.
- Keep the fan clean and maintained in good condition. For motor service, contact an authorised service agent.
- Use recommended parts only. Unapproved parts may be dangerous, and will invalidate your warranty.
 - DO NOT operate the fan where there are explosive or flammable gases, fumes or other hazardous substances.

- DO NOT stand the fan on the power cable.
- DO NOT insert any objects through the fan guard.
- DO NOT cover the fan when in use.
- DO NOT immerse the fan in water or any other liquid.
- DO NOT allow children to operate the fan.
- DO NOT stand the fan where it may be knocked over or off a surface, or where the lead may cause a person to trip.
- DO NOT use the fan outdoors.
- DO NOT modify speed control or attempt to fit any additional external speed control device to the fan.
- When not in use place the fan in original box, or otherwise cover to protect from dust and store in a safe, dry, childproof location.

INTRODUCTION

High velocity continuous variable speed drum fan which is mains or cordless power meaning increased versatility in positioning cooling where it is most required. Lightweight, portable and robust unit fitted with rubber feet for stability. Features a handle plus 360° tilting stand allowing control of airflow to exactly where it is needed. Carefully balanced and fully guarded aluminium blades provide quiet and safe operation and is suitable for use in industrial, commercial, agricultural, automotive workshop, showroom and home applications. To run cordless requires compatible 20V battery and mains charger, sold separately. CP20VBP4 (4Ah), CP20VBP6 (6Ah), CP20VMC (Mains Charger).

SPECIFICATION

- **Model No:** HVD16C
- **Current:** 1.1A
- **Fan diameter:** 16"
- **Maximum Airflow:** 1650cfm
- **Power:** 24W
- **Speed Range:** 580-14700rpm
- **Speeds:** Continuous Variable Speed
- **Supply:** 20V


Maximum Fan Flow Rate (F):	48.5m ³ /min
Fan Power Input (P):	22.8W
Service Value (SV):	2.1 (m ³ /min)/W
Standby Power Consumption (Psb):	0.3W
Seasonal Electricity Consumption (Q):	7.6kWh/a
Fan Sound Power Level (Lwa):	68dB(A)
Maximum Air Velocity (c):	3.4m/s

OPERATION

WARNING! Ensure that you read, understand and apply safety instructions in Section 1 before using fan. Check that the speed control is set to OFF and then plug into the mains power supply and switch the power on. To adjust the fan speed use the control knob on the Power Adaptor (fig.1) Adjust the direction of the air flow by moving from side to side and tilting the fan up or down as required. Turn the speed control switch to OFF and disconnect the fan from mains power or remove battery pack after use (fig.1).

MAINTENANCE

- **WARNING!** Ensure that the fan is disconnected from the mains power supply before attempting any of the following: Use a soft, damp cloth to clean the fan.
- **DO NOT** immerse the fan in water and never allow water to drip onto the motor housing. **DO NOT** use solvents, petroleum, paint thinner or other chemicals to clean the fan.
- To clean the fan blade, undo the cross headed screws around the circumference, remove the grille and clean the blade with a slightly damp cloth. Replace the grille as required and refit the cross headed screws.
- Should the motor, switch or the power lead require service or maintenance contact your local Sealey stockist.



ENVIRONMENT PROTECTION

Recycle unwanted materials instead of disposing of them as waste. All tools, accessories and packaging should be sorted, taken to a recycling centre and disposed of in a manner which is compatible with the environment. When the product becomes completely unserviceable and requires disposal, drain any fluids (if applicable) into approved containers and dispose of the product and fluids according to local regulations.

WEEE REGULATIONS

Dispose of this product at the end of its working life in compliance with the EU Directive on Waste Electrical and Electronic Equipment (WEEE). When the product is no longer required, it must be disposed of in an environmentally protective way. Contact your local solid waste authority for recycling information.

Note: It is our policy to continually improve products and as such we reserve the right to alter data, specifications and component parts without prior notice.

Important: No Liability is accepted for incorrect use of this product.


Warranty: Guarantee is 12 months from purchase date, proof of which is required for any claim.

Sealey Group, Kempson Way, Suffolk Business Park, Bury St Edmunds, Suffolk. IP32 7AR 01284 757500 01284 703534

sales@sealey.co.uk

www.sealey.co.uk

Documents / Resources

	<p>SEALEY HVD16C 2-IN-1 Cordless Corded High Velocity Drum Fan [pdf] Instructions HVD16C, 2-IN-1 Cordless Corded High Velocity Drum Fan, HVD16C 2-IN-1 Cordless Corded High Velocity Drum Fan, Cordless Corded High Velocity Drum Fan, Corded High Velocity Drum Fan, High Velocity Drum Fan, Velocity Drum Fan, Drum Fan, Fan</p>
---	--

References

-  [Sealey - Leading Professional Tool & Workshop Equipment Supplier](#)