




SEALEY APMS84 Modular 4 Drawer Cabinet with Worktop User Manual

[Home](#) » [SEALEY](#) » SEALEY APMS84 Modular 4 Drawer Cabinet with Worktop User Manual 



665MM MODULAR 4
DRAWER CABINET WITH
WORKTOP
MODEL NO: APMS84

Contents

- [1 APMS84 Modular 4 Drawer Cabinet with Worktop](#)
- [2 SAFETY](#)
- [3 INTRODUCTION](#)
- [4 SPECIFICATION](#)
- [5 CONTENTS](#)
- [6 4.1. Check contents prior to assembly. 4.2. Contact stockist with regard to any discrepancy.ASSEMBLY](#)
- [7 Documents / Resources](#)
 - [7.1 References](#)

APMS84 Modular 4 Drawer Cabinet with Worktop

Thank you for purchasing a Sealey product. Manufactured to a high standard, this product will, if used according to these instructions, and properly maintained, give you years of trouble free performance.

IMPORTANT: PLEASE READ THESE INSTRUCTIONS CAREFULLY. NOTE THE SAFE OPERATIONAL REQUIREMENTS, WARNINGS & CAUTIONS. USE THE PRODUCT CORRECTLY AND WITH CARE FOR THE PURPOSE FOR WHICH IT IS INTENDED. FAILURE TO DO SO MAY CAUSE DAMAGE AND/OR PERSONAL INJURY AND WILL INVALIDATE THE WARRANTY. KEEP THESE INSTRUCTIONS SAFE FOR FUTURE USE.

		
Refer to instructions	Wear protective gloves	Wear safety footwear

SAFETY

⚠ WARNING! Use the cabinet on level and solid ground, preferably concrete. Avoid tarmacadam since the cabinet may sink into the surface.

- ✓ Locate the cabinet in a suitable working area.
- ✓ Keep the cabinet clean and tidy in accordance with good workshop practice.
- ✓ Keep children and unauthorised persons away from the working area.
- ✓ Take care of sharp edges when assembling.
- ✗ DO NOT use the cabinet for any purpose other than that for which it is designed.
- ✗ DO NOT use the cabinet outside.
- ✗ DO NOT get the cabinet wet or use in damp or wet locations or areas where there is condensation.
- ✗ DO NOT clean the cabinet with any solvents which may damage the surfaces.

Note: The assembly of this product may require assistance.

INTRODUCTION

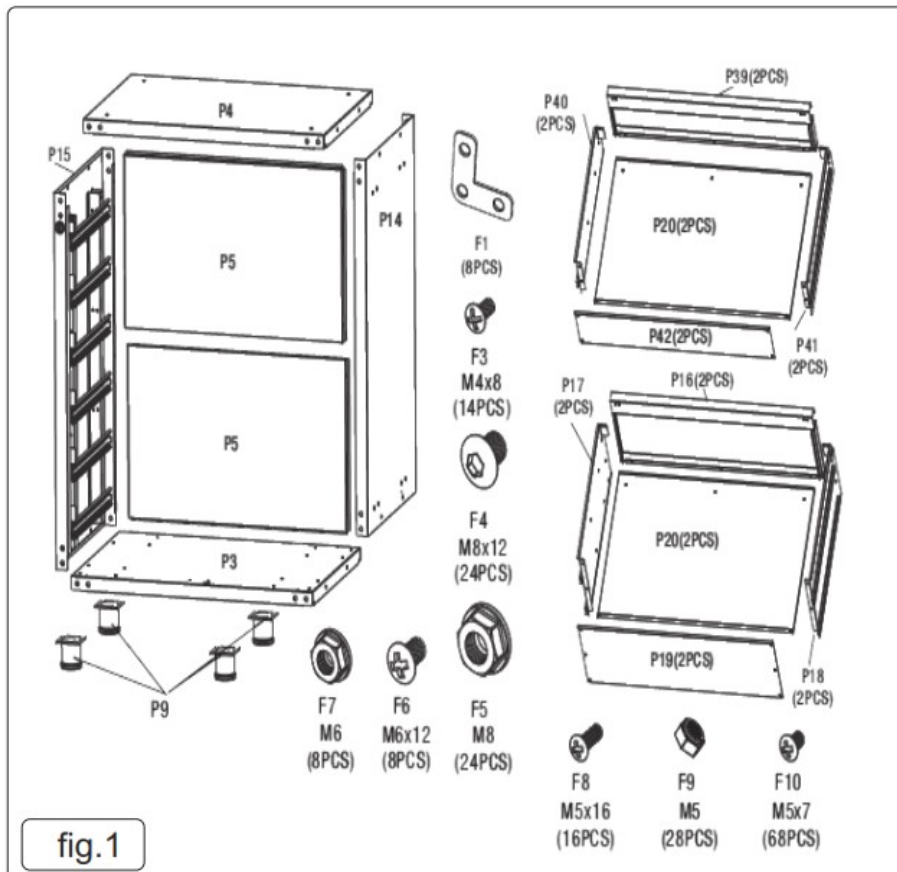
Use as part of a complete garage storage system or as an individual storage unit. Four drawers fitted with ball bearing slides. Features adjustable feet for levelling on uneven floors. Supplied with worktop and a lock with two keys. Supplied flat-packed for ease of transportation and requires some simple self-assembly.

SPECIFICATION

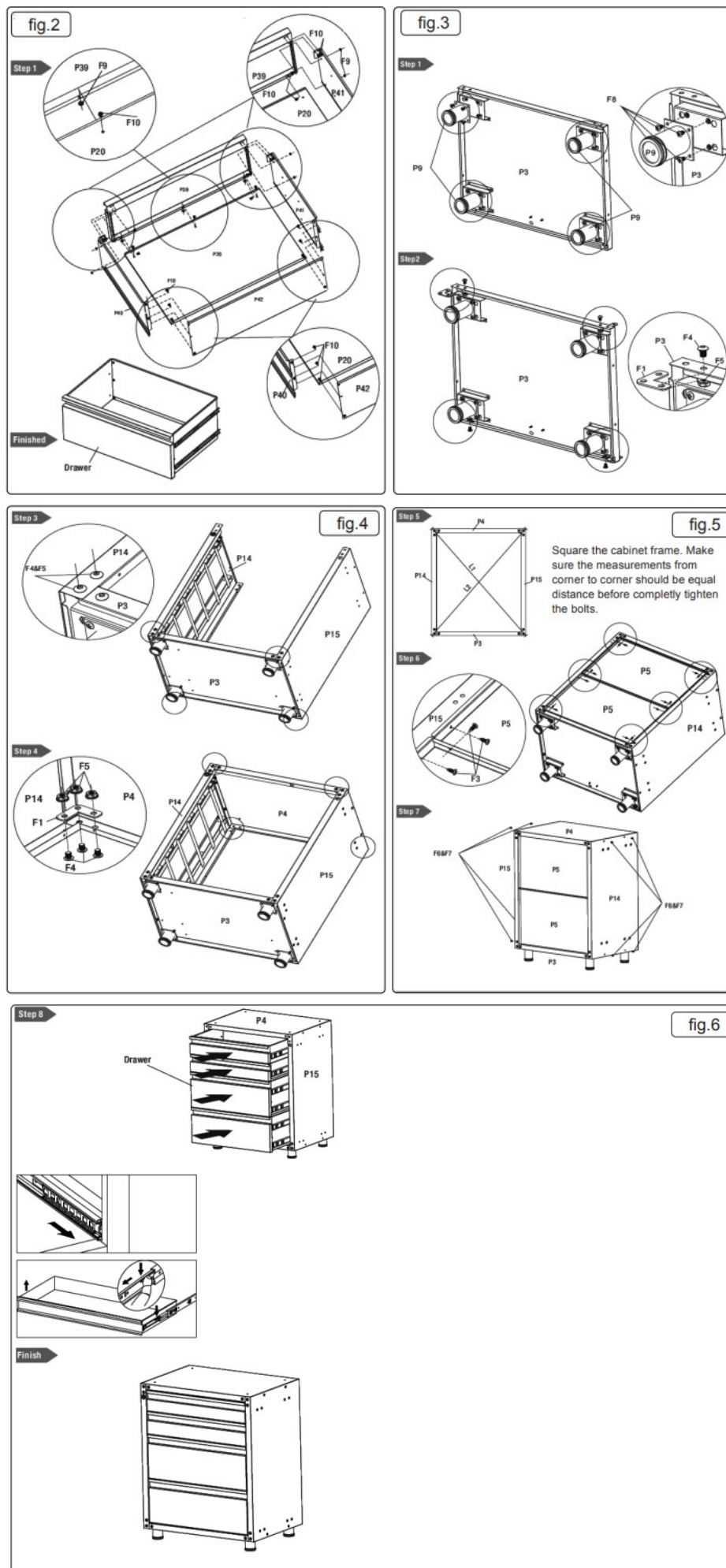
Model No. APMS84
 Overall Size (W x D x H) 665 x 460 x 820mm
 Large Drawer (x2) 570 x 370 x 100mm
 X-Large Drawer (x2) 570 x 370 x 215mm

CONTENTS

- 4.1. Check contents prior to assembly.
4.2. Contact stockist with regard to any discrepancy.



ASSEMBLY



To place the draw back, simply push the ball bearing carriage all the way to the end of the slides (on both sides), and align the side runners on the drawer with the sidetracks on the unit. Push it carefully until it stops.

NOTE: If they do not go smoothly please take out and repeat step.

If you need to remove drawer, please pull the drawer all the way out, then push the plastic release lever out of the ball bearing slide up on one side and down on the other side. Then pull the drawer out completely.

NOTE: Maximum weight limit drawers:- 25Kg

Maximum weight limit cabinet:- 150Kg



ENVIRONMENT PROTECTION

Recycle unwanted materials instead of disposing of them as waste. All tools, accessories and packaging should be sorted, taken to a recycling centre and disposed of in a manner which is compatible with the environment. When the product becomes completely unserviceable and requires disposal, drain any fluids (if applicable) into approved containers and dispose of the product and fluids according to local regulations.



REGISTER YOUR
PURCHASE HERE

<https://qrco.de/bcy2E9>


Note: It is our policy to continually improve products and as such we reserve the right to alter data, specifications and component parts without prior notice.

Important: No Liability is accepted for incorrect use of this product.

Warranty: Guarantee is 12 months from purchase date, proof of which is required for any claim.

Sealey Group, Kempson Way, Suffolk Business Park, Bury St Edmunds, Suffolk. IP32 7AR



 01284 757500



sales@sealey.co.uk



www.sealey.co.uk

© Jack Sealey Limited

Original Language Version

APMS84 Issue 3 08/11/23



[SEALEY APMS84 Modular 4 Drawer Cabinet with Worktop](#) [pdf] User Manual
APMS84 Modular 4 Drawer Cabinet with Worktop, APMS84, Modular 4 Drawer Cabinet with W
orktop, 4 Drawer Cabinet with Worktop, Cabinet with Worktop, Worktop

References

- [User Manual](#)

Manuals+, Privacy Policy

This website is an independent publication and is neither affiliated with nor endorsed by any of the trademark owners. The "Bluetooth®" word mark and logos are registered trademarks owned by Bluetooth SIG, Inc. The "Wi-Fi®" word mark and logos are registered trademarks owned by the Wi-Fi Alliance. Any use of these marks on this website does not imply any affiliation with or endorsement.