



## SEALEY APMS20 Modular Floor Cabinet Multifunction Instruction Manual

[Home](#) » [SEALEY](#) » SEALEY APMS20 Modular Floor Cabinet Multifunction Instruction Manual 

### SEALEY APMS20 Modular Floor Cabinet Multifunction



## Contents

- 1 Thank you
- 2 Safety
- 3 Introduction
- 4 Specification
- 5 Assembly
- 6 Customer Support
- 7 Documents / Resources
  - 7.1 References
- 8 Related Posts

## Thank you

Thank you for purchasing a Sealey product. Manufactured to a high standard, this product will, if used according to these instructions, and properly maintained, give you years of trouble free performance.

**IMPORTANT:** PLEASE READ THESE INSTRUCTIONS CAREFULLY. NOTE THE SAFE OPERATIONAL REQUIREMENTS, WARNINGS & CAUTIONS. USE THE PRODUCT CORRECTLY AND WITH CARE FOR THE PURPOSE FOR WHICH IT IS INTENDED. FAILURE TO DO SO MAY CAUSE DAMAGE AND/OR PERSONAL INJURY AND WILL INVALIDATE THE WARRANTY. KEEP THESE INSTRUCTIONS SAFE FOR FUTURE USE.



Refer to instructions



Wear protective gloves

## Safety

☐ **WARNING!** Ensure Health & Safety, local authority, and general workshop practice regulations are adhered to when using this storage system.

- ✓ Locate in a suitable work area.
- ✓ Keep the work area clean, uncluttered and ensure there is adequate lighting.
- ☐ **WARNING!** Use storage on level and solid ground, preferably concrete.
- ✓ Keep the storage system clean and tidy in accordance with good workshop practice.
- ✓ Keep children and unauthorised persons away from the work area.
- ✗ Do NOT use the storage system for any purpose other than that for which it is designed.
- ✗ Do NOT use the storage system outdoors.
- ✗ Do NOT place the storage system in a damp or wet location or an area where there is condensation.
- ✗ Do NOT clean the storage system with any solvents which may damage the surfaces or the protective coating.
- ✗ Do NOT move the storage system when there are items placed inside.
- ✗ Do NOT step on the shelves.
- ✗ Do NOT overload the storage system.

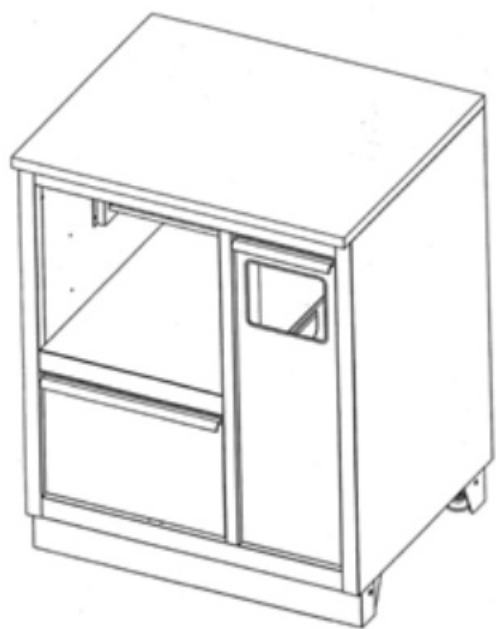
## Introduction

Heavy-duty high end Modular Garage Storage System with an appearance to enhance any garage or workshop. Built to withstand the rigors of any garage environment. Versatile and durable steel construction that will last for years. Easily adjusts to specific needs; purchase a single base cabinet or create a full garage storage system.

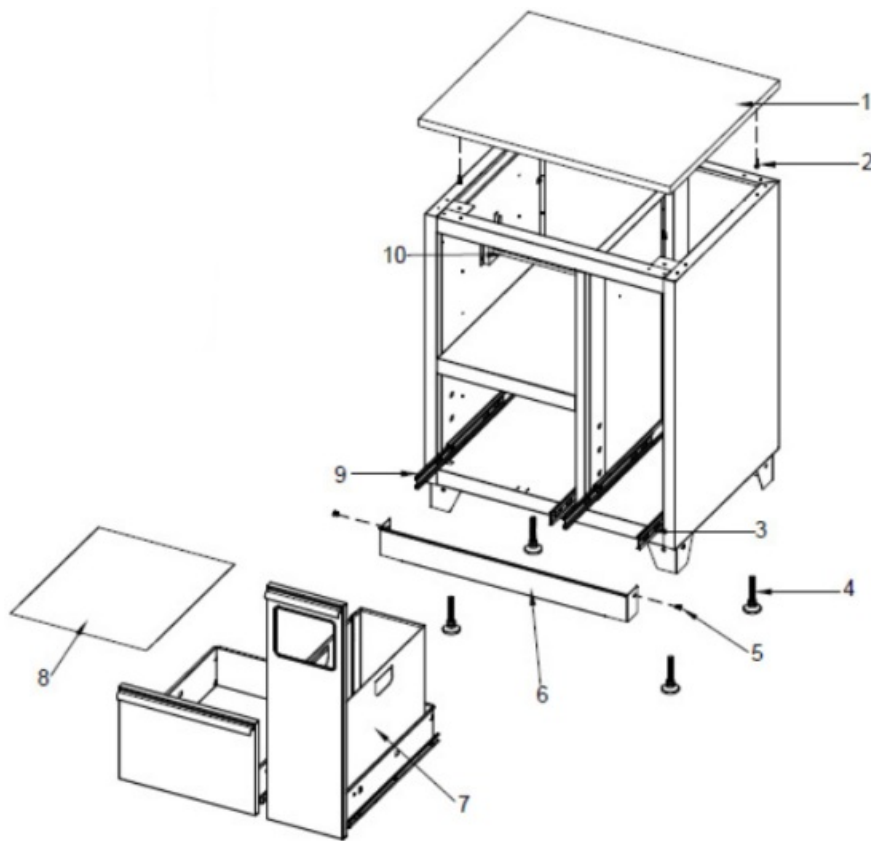
Specification

Model No:..... PMS20  
Overall Size (W x x H): .....775 x 610 x 945mm  
X-Large rawer (x1): .....400 x 550 x 280mm  
Rubbish Bin: .....200 x 485 x 380mm  
Nett Weight: .....54.50Kg

Assembly



No.	Description	Quantity
1	Work top	1
2	M4.8×25 hex flange bolt	4
3	Slide (R)	2
4	Adjustable feet	4
5	M6x12 cross head bolt	2
6	Skirting board	1
7	Rubbish bin	1
8	Drawer liner	1
9	Slide (L)	2
10	Hanging tube	1



#### Environment Protection

Recycle unwanted materials instead of disposing of them as waste. All tools, accessories and packaging should be sorted, taken to a recycling centre and disposed of in a manner which is compatible with the environment. When the product becomes completely unserviceable and requires disposal, drain any fluids (if applicable) into approved containers and dispose of the product and fluids according to local regulations.

**Note:** It is our policy to continually improve products and as such we reserve the right to alter data, specifications and component parts without prior notice.

**Important:** No Liability is accepted for incorrect use of this product.

**Warranty:** Guarantee is 12 months from purchase date, proof of which is required for any claim.

#### Customer Support

Sealey Group, Kempson Way, Suffolk Business Park, Bury St Edmunds, Suffolk. IP32 7AR



01284 757500



01284 703534




[sales@sealey.co.uk](mailto:sales@sealey.co.uk)



[www.sealey.co.uk](http://www.sealey.co.uk)





**[SEALEY APMS20 Modular Floor Cabinet Multifunction](#)** [pdf] Instruction Manual  
APMS20 Modular Floor Cabinet Multifunction, APMS20, Modular Floor Cabinet Multifunction, Floor Cabinet Multifunction, Cabinet Multifunction, Multifunction

References

- [User Manual](#)

Manuals+, Privacy Policy

This website is an independent publication and is neither affiliated with nor endorsed by any of the trademark owners. The "Bluetooth®" word mark and logos are registered trademarks owned by Bluetooth SIG, Inc. The "Wi-Fi®" word mark and logos are registered trademarks owned by the Wi-Fi Alliance. Any use of these marks on this website does not imply any affiliation with or endorsement.