



# SEALEY APDT435 4 LEVEL MULTI PURPOSE TROLLEY FOR DIAGNOSTICS User Guide



[Home](#) » [SEALEY](#) » SEALEY APDT435 4 LEVEL MULTI PURPOSE TROLLEY FOR DIAGNOSTICS User Guide 



4 LEVEL MULTI-PURPOSE TROLLEY FOR  
DIAGNOSTICS  
MODEL NO: APDT435

Thank you for purchasing a Sealey product. Manufactured to a high standard, this product will, if used according to these instructions, and properly maintained, give you years of trouble-free performance.

**IMPORTANT:** PLEASE READ THESE INSTRUCTIONS CAREFULLY. NOTE THE SAFE OPERATIONAL REQUIREMENTS, WARNINGS & CAUTIONS. USE THE PRODUCT IS CORRECTLY AND WITH CARE FOR THE PURPOSE FOR WHICH IT IS INTENDED. FAILURE TO DO SO MAY CAUSE DAMAGE AND/OR PERSONAL INJURY WILL INVALIDATE THE WARRANTY. KEEP THESE INSTRUCTIONS SAFE FOR FUTURE USE.

	Refer to instructions
	Wear protective gloves

## Contents

- [1 SAFETY](#)
- [2 INTRODUCTION](#)
- [3 SPECIFICATION](#)
- [4 CONTENTS](#)
- [5 ASSEMBLY](#)
- [6 Documents / Resources](#)
  - [6.1 References](#)
- [7 Related Posts](#)

## SAFETY

- **WARNING!** Ensure Health & Safety, local authority, and general workshop practice regulations are adhered to when using this storage system.
  - ✓ Locate in a suitable work area.
  - ✓ Keep the work area clean, and uncluttered, and ensure there is adequate lighting.
- **WARNING!** Use storage on the level and solid ground, preferably concrete.
  - ✓ Keep the storage system clean and tidy in accordance with good workshop practice.
  - ✓ Keep children and unauthorized persons away from the work area.
  - × DO NOT use the storage system for any purpose other than that for which it is designed.
  - × DO NOT use the storage system outdoors.
  - × DO NOT place the storage system in a damp or wet location or an area where there is condensation.
  - × DO NOT clean the storage system with any solvents which may damage the surfaces or the protective coating.
  - × DO NOT move the storage system when there are items placed inside.
  - × DO NOT step on the shelves.
  - × DO NOT overload the storage system.

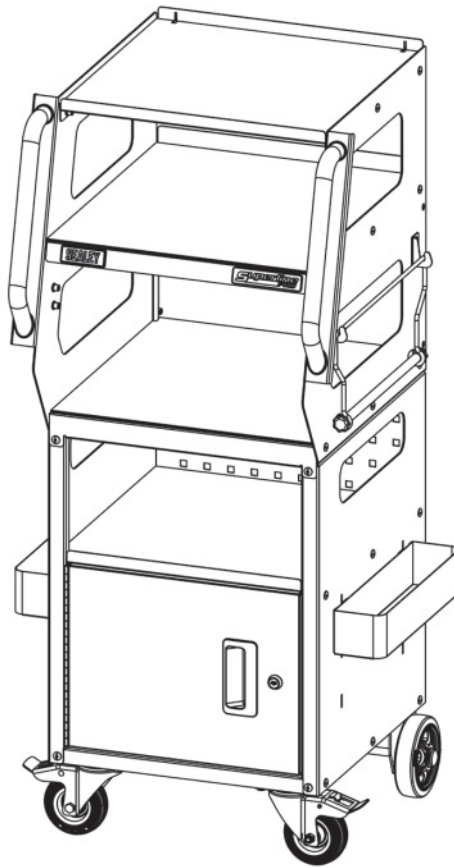
## INTRODUCTION

Multi-purpose trolley with 4 shelves. Ideal for diagnostics and general use around the workshop. Compact in design with tough industrial powder coating finish. 4 open shelves with a 10mm EVA liner on the top shelf and a lockable compartment; make it suitable for storing laptops, testers, leads, and battery chargers. Easily maneuverable with ergonomic side handles and 2 x front steering swivel castors and 2 x rear fixed castors. Supplied with side tray and paper towel holder. Side peg board panels work with the Sealey TTS range of hooks.

## SPECIFICATION

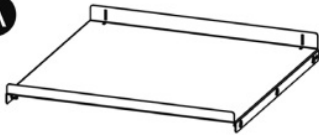
MODEL NO: ..... APDT435

Overall Size (W x D x H): ..... 435 x 522 x 1178mm



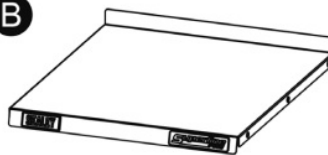
## CONTENTS

**A**



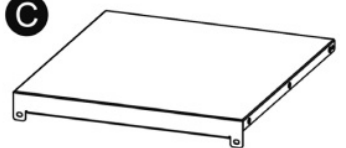
Top Shelf x 1

**B**



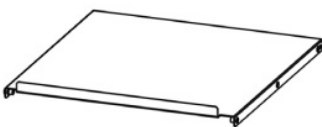
Shelf with Badge x 1

**C**



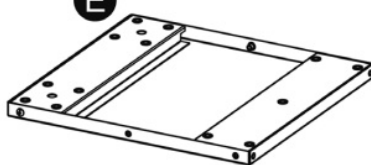
Shelf w/o Badge x 1

**D**



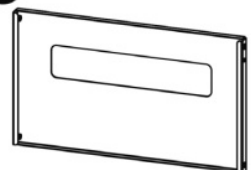
Bottom Shelf x 1

**E**




Bottom Panel x 1

**F**



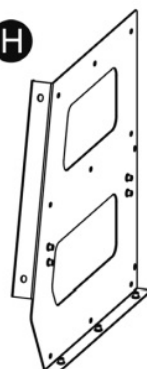
Back Panel x 1

**G**



Door x 1

**H**



Top Left Side Panel x 1

**I**




Top Right Side Panel x 1

**J**


Bottom Left Side Panel x 1

**K**

Bottom Right Side Panel x 1

**L**

Pegboard x 1

**M**

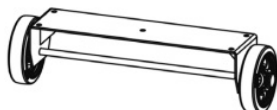
Tool Holder x 1

**N**

Paper Towel Holder x 1

**O**

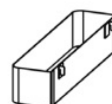
4" x 1" Swivel Castor x 2

**P**

Castor Holder x 1

**Q**

Side Handle x 2

**R**

Can Holder x 2

**S**

EVA Mat x 1

**T**

M8 x 20mm Bolt x 13

**U**

Spring Washer x 17

**V**

Flat Head Tapping Screw x 3

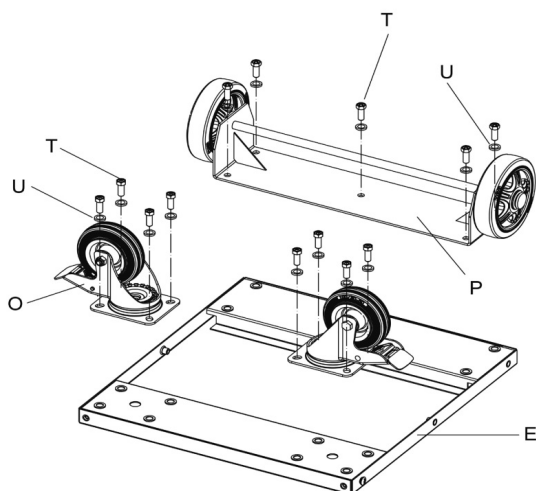
**W**

M6 x 14mm Bolt x 59

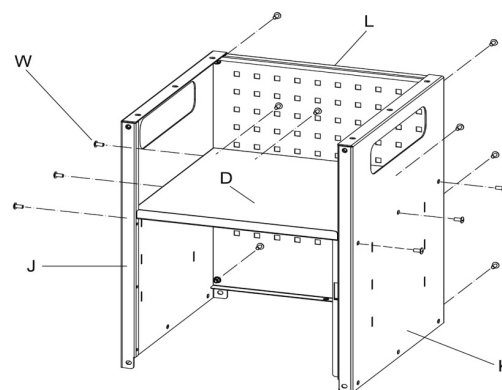
**X**

M8 x 16mm Bolt x 4

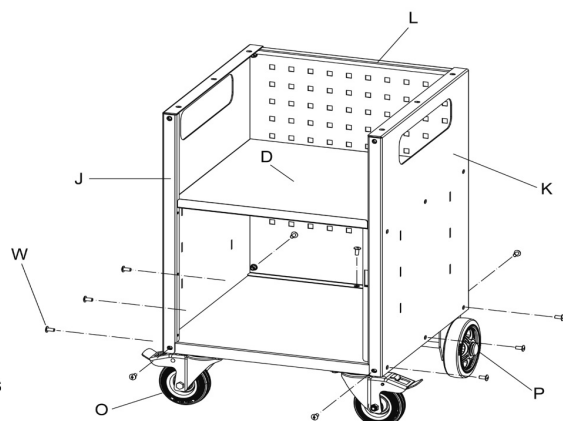
## ASSEMBLY

**1**

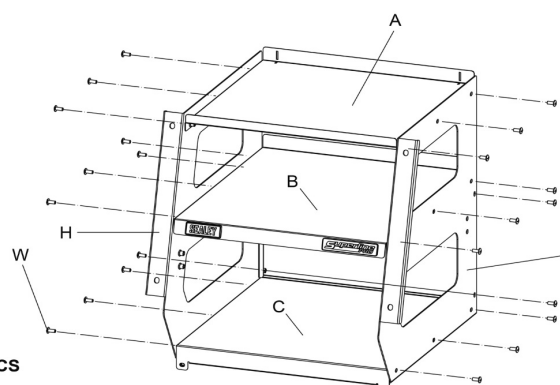
T:13PCS  
U:13PCS

**2**

W:14PCS

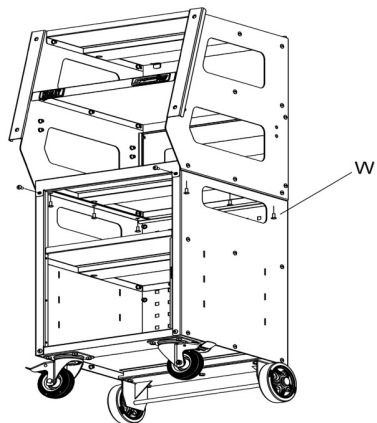
**3**

W:11PCS

**4**

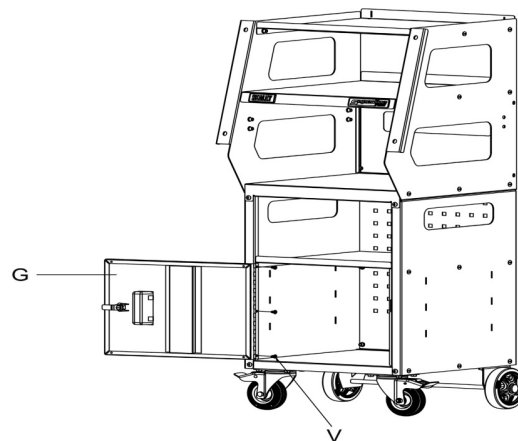
W:22PCS

5



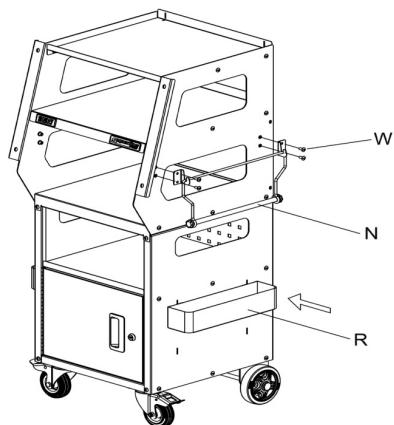
W: 8PCS

6



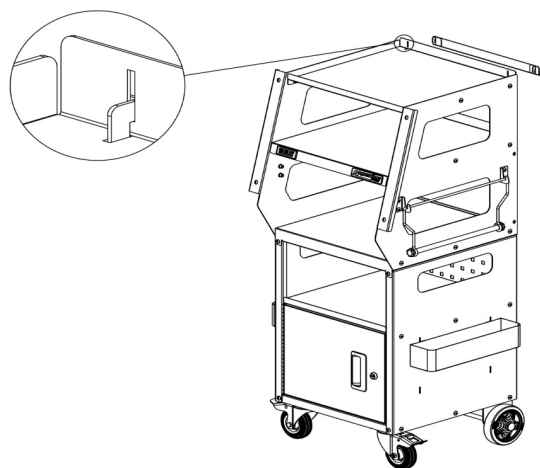
V: 3PCS

7

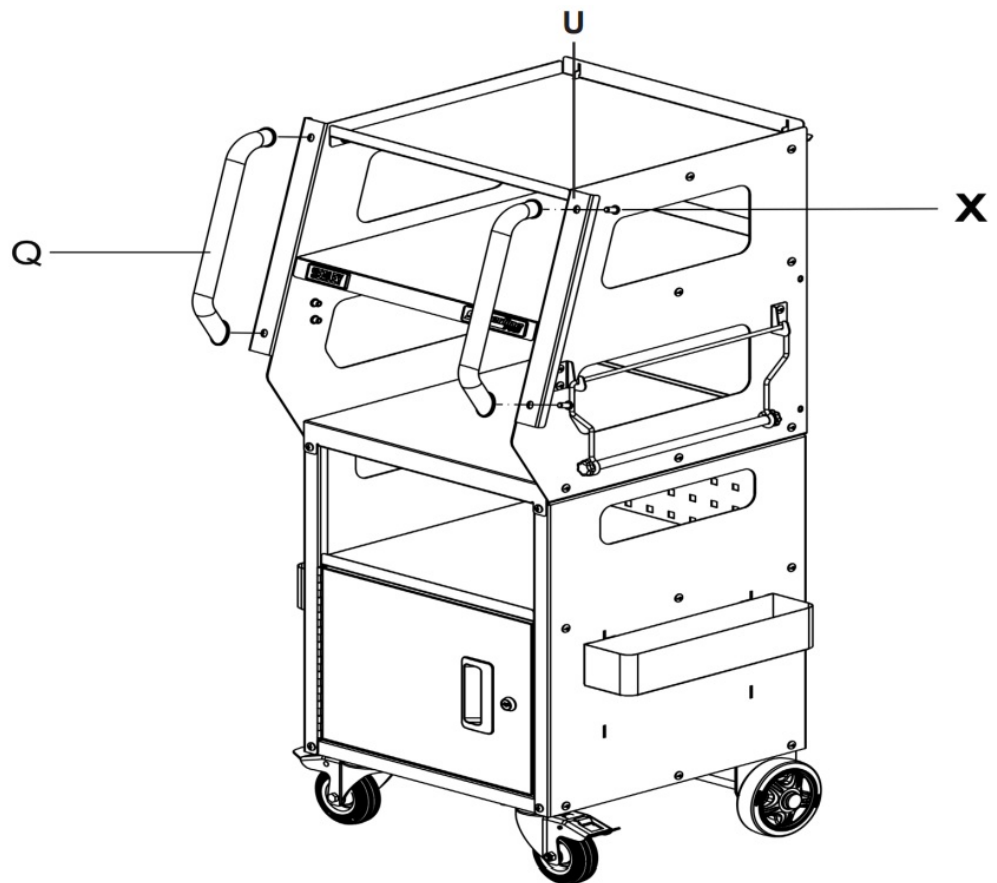


W: 4PCS

8



9



U: 4pcs  
X: 4pcs



#### ENVIRONMENT PROTECTION

Recycle unwanted materials instead of disposing of them as waste. All tools, accessories, and packaging should be sorted, taken to the recycling center, and disposed of in a manner that is compatible with the environment. When the product becomes completely unserviceable and requires disposal, drain any fluids (if applicable) into approved containers and dispose of the product and fluids according to local regulations.

**Note:** It is our policy to continually improve products and as such we reserve the right to alter data, specifications, and component parts without prior notice.

**Important:** No Liability is accepted for incorrect use of this product.




**Warranty:** Guarantee is 12 months from purchase date, proof of which is required for any claim.

**Sealey Group, Kempson Way, Suffolk Business Park, Bury St Edmunds, Suffolk. IP32 7AR**

	01284 757500
	01284 703534
	<a href="mailto:sales@sealey.co.uk">sales@sealey.co.uk</a>
	<a href="http://www.sealey.co.uk">www.sealey.co.uk</a>

© Jack Sealey Limited  
Original Language Version  
APDT435 Issue 2 (3,4) 09/05/22

## Documents / Resources

	<a href="#">SEALEY APDT435 4 LEVEL MULTI PURPOSE TROLLEY FOR DIAGNOSTICS</a> [pdf] User Guide APDT435, MULTI PURPOSE TROLLEY, PURPOSE TROLLEY, TROLLEY
	<a href="#">sealey APDT435 4 LEVEL MULTI PURPOSE TROLLEY FOR DIAGNOSTICS</a> [pdf] User Guide APDT435, TROLLEY, 4 LEVEL MULTI TROLLEY, TROLLEY FOR DIAGNOSTICS
	<a href="#">SEALEY APDT435 4 Level Multi Purpose Trolley for Diagnostics</a> [pdf] Instructions APDT435, 4 Level Multi Purpose Trolley for Diagnostics, Purpose Trolley for Diagnostics, 4 Level Multi Purpose Trolley, Multi Purpose Trolley, APDT435, Purpose Trolley

## References

-  [Sealey - Leading Professional Tool & Workshop Equipment Supplier](#)