



SEALEY AP6310 10 Drawer Mobile Workstation with Backboard Instructions

[Home](#) » [SEALEY](#) » SEALEY AP6310 10 Drawer Mobile Workstation with Backboard Instructions 

Contents

- [1 SEALEY AP6310 10 Drawer Mobile Workstation with Backboard](#)
- [2 INTRODUCTION](#)
- [3 SAFETY](#)
- [4 INTRODUCTION](#)
- [5 SPECIFICATION](#)
- [6 ASSEMBLY](#)
- [7 ENVIRONMENT PROTECTION](#)
- [8 Documents / Resources](#)
 - [8.1 References](#)
- [9 Related Posts](#)



SEALEY AP6310 10 Drawer Mobile Workstation with Backboard



INTRODUCTION

Thank you for purchasing a Sealey product. Manufactured to a high standard, this product will, if used according to these instructions, and properly maintained, give you years of trouble free performance.

IMPORTANT: PLEASE READ THESE INSTRUCTIONS CAREFULLY. NOTE THE SAFE OPERATIONAL REQUIREMENTS, WARNINGS & CAUTIONS. USE THE PRODUCT CORRECTLY AND WITH CARE FOR THE PURPOSE FOR WHICH IT IS INTENDED. FAILURE TO DO SO MAY CAUSE DAMAGE AND/OR PERSONAL INJURY AND WILL INVALIDATE THE WARRANTY. KEEP THESE INSTRUCTIONS SAFE FOR FUTURE USE.



Refer to
instructions



Wear protective
gloves



SAFETY

- **WARNING!** Ensure Health & Safety, local authority, and general workshop practice regulations are adhered to when using these units.
- Locate the units in a suitable work area.
- Keep the work area clean, uncluttered and ensure there is adequate lighting.
- **WARNING!** Use the mobile workstation on level and solid ground, preferably concrete.
- Keep the units clean and tidy in accordance with good workshop practice.
- Keep children and unauthorised persons away from the work area.
- **DO NOT** use these units for any purpose other than that for which they are designed.
- **DO NOT** use the units outdoors.
- **DO NOT** place the units in a damp or wet location or an area where there is condensation.
- **DO NOT** clean the units with any solvents which may damage the surfaces or the protective coating.
- **DO NOT** move the units with the drawers out. To avoid tipping, open one drawer at a time and close and

secure all drawers whilst moving the mobile workstation.

- DO NOT step on the drawers.
- DO NOT overload the drawers, weight limit per drawer is 40kg.

INTRODUCTION

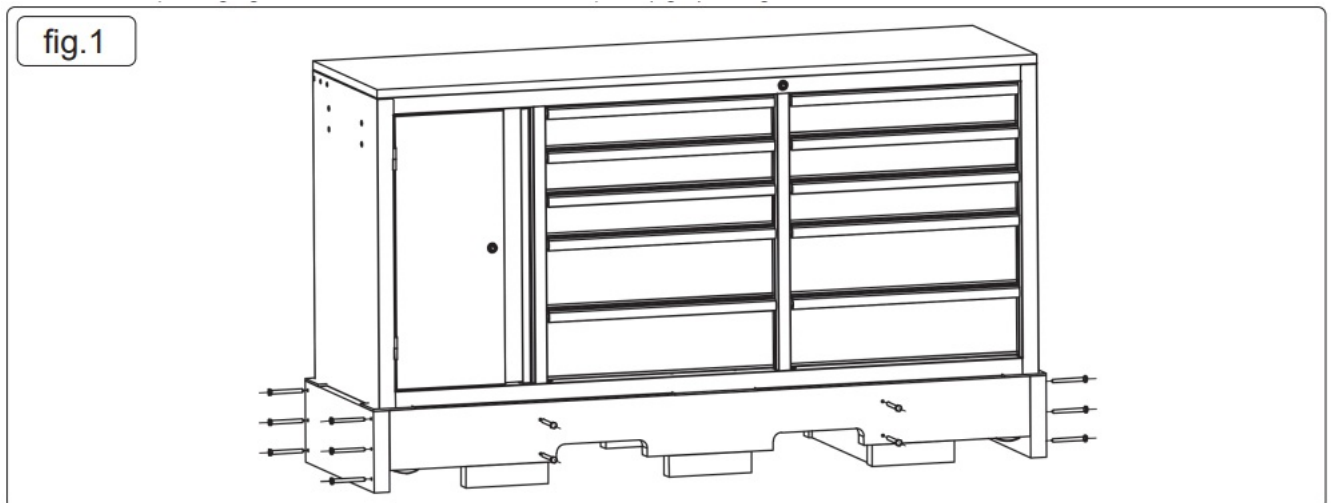
20mm thick wooden worktop. 10 Drawers with a 40kg capacity each. Each drawer features aluminium pull handles and non-slip liners. Six large castor wheels (four fixed and two swivel) that include brakes. Supplied with a pegboard back panel that is ideal for hanging tools and compatible with TTS range of hooks, plus 14 storage bins in two sizes. There is a cabinet for extra storage and a heavy-duty side handle for comfort and control when manoeuvring. Supplied with locks and two keys for the cabinet and draws. Some simple assembly required.

SPECIFICATION

- **Overall Size Inc Handle (W x D x H):** 1690 x 490 x 1432mm
- **Worktop Size (W x D x H):** 1600 x 460 x 20mm
- **Small Drawer (x6):**505 x 415 x 80mm
- **Medium Drawer (x4):**..... 505 x 415 x 143mm
- **Cabinet (W x D x H):** 538 x 480 x 650mm
- **Top Shelf (W x D x H):** 1600 x 200 x 43mm

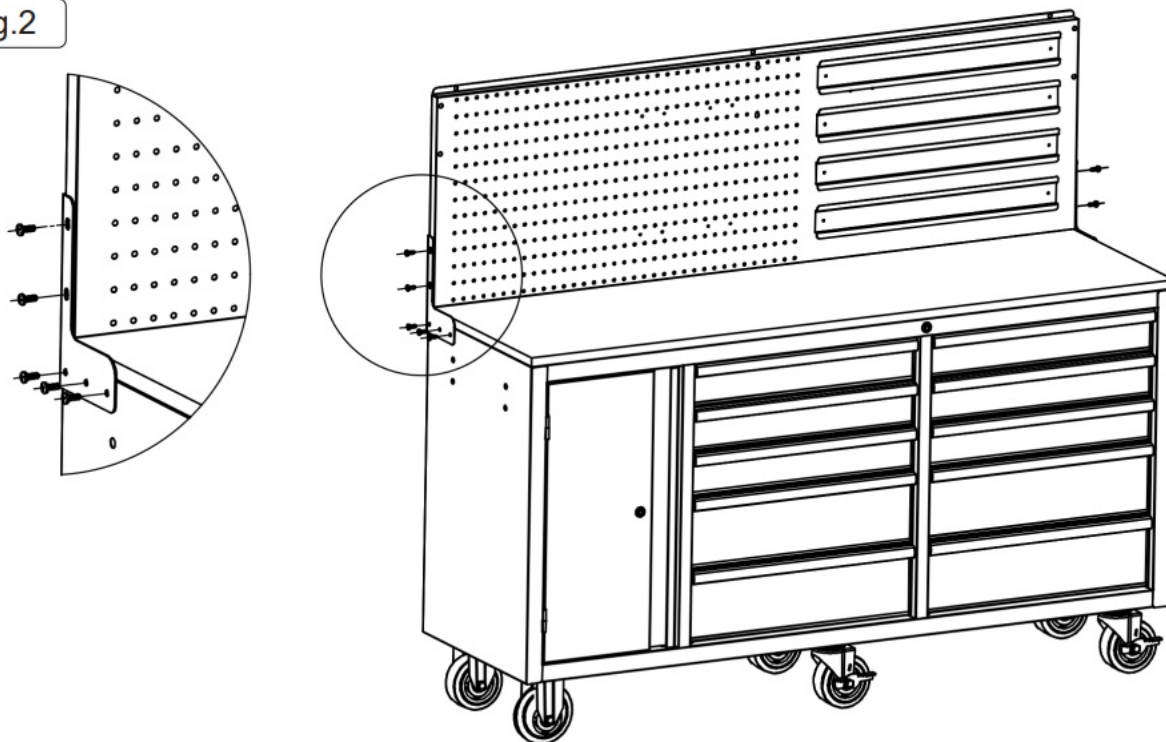
ASSEMBLY

- Remove outer packaging and disassemble the wooden transport. (fig.1).Fixings located in the draw.



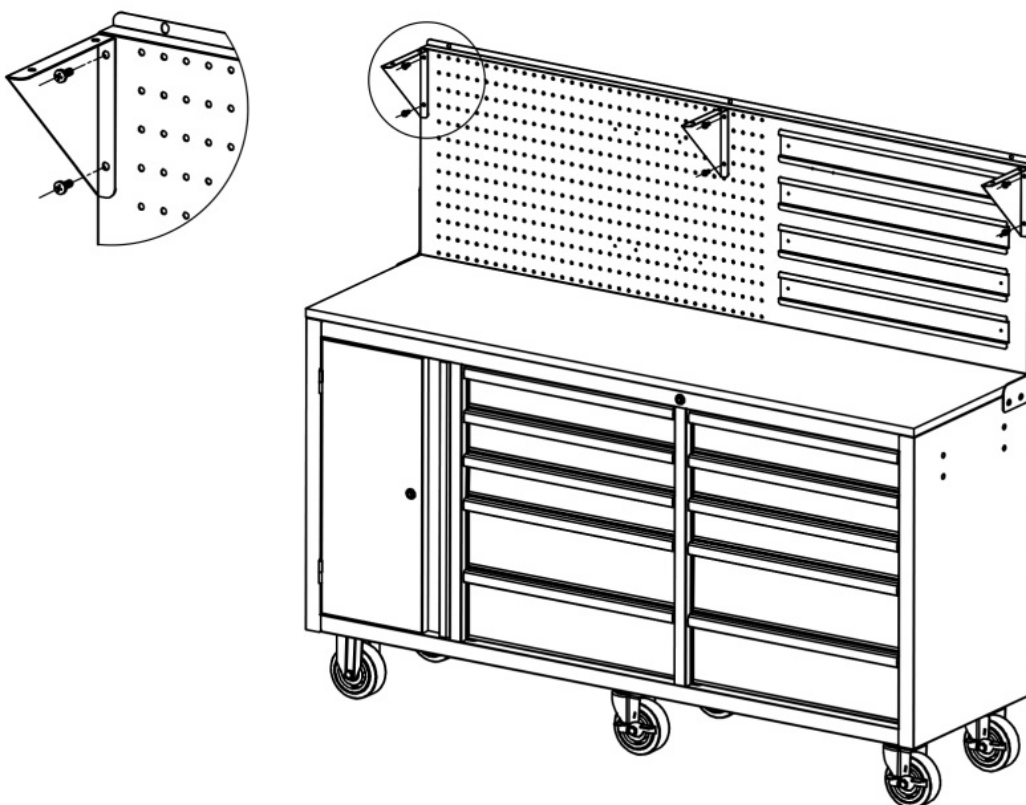
- Install the pegboard (fig.2).Fold upwards and fix in position.

fig.2



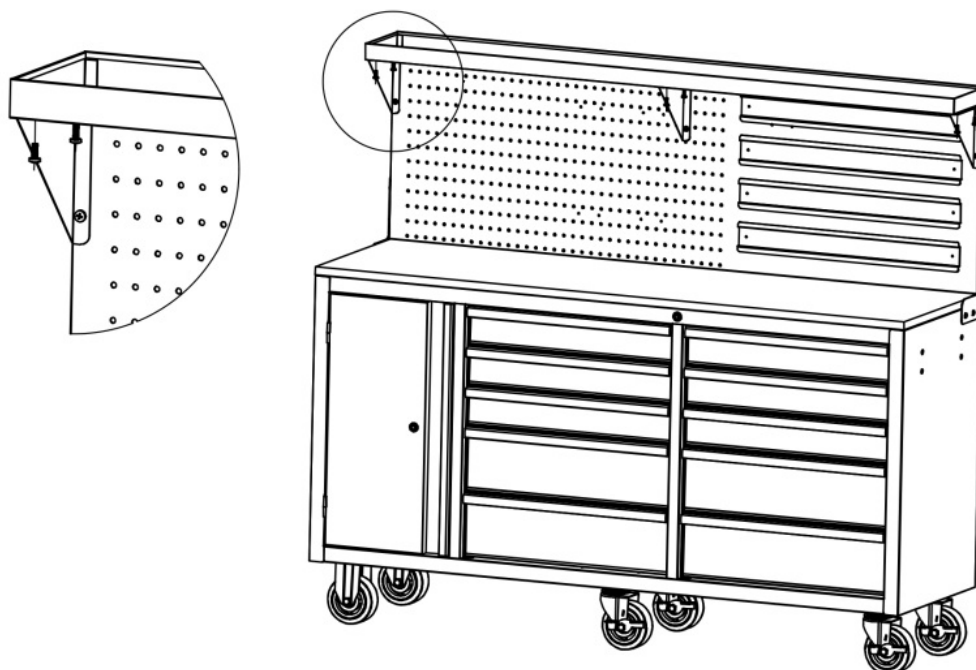
- Install the top tray bracket (fig.3).

fig.3



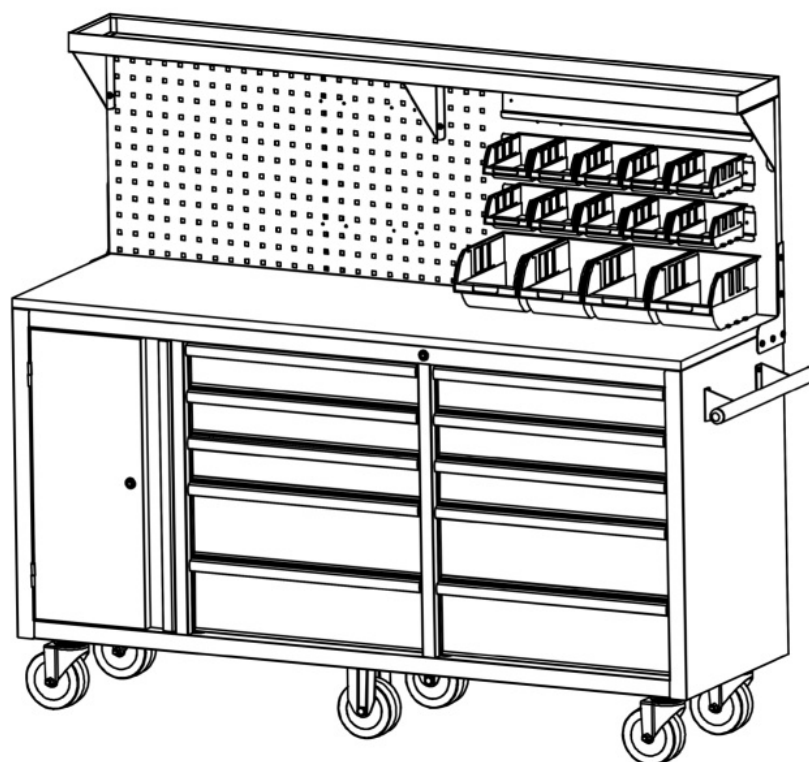
- Install the top tray (fig.4).

fig.4



- Install the side handle over the swivelling castors. (fig.5).

fig.5



ENVIRONMENT PROTECTION

Recycle unwanted materials instead of disposing of them as waste. All tools, accessories and packaging should be sorted, taken to a recycling centre and disposed of in a manner which is compatible with the environment. When the product becomes completely unserviceable and requires disposal, drain any fluids (if applicable) into approved containers and dispose of the product and fluids according to local regulations.

Note: It is our policy to continually improve products and as such we reserve the right to alter data, specifications and component parts without prior notice.


Important: No Liability is accepted for incorrect use of this product.

Warranty: Guarantee is 12 months from purchase date, proof of which is required for any claim.

Sealey Group, Kempson Way, Suffolk Business Park, Bury St Edmunds, Suffolk. IP32 7AR

- 01284 757500
- 01284 703534
- sales@sealey.co.uk
- www.sealey.co.uk

Documents / Resources

	<p>SEALEY AP6310 10 Drawer Mobile Workstation with Backboard [pdf] Instructions AP6310, 10 Drawer Mobile Workstation with Backboard, AP6310 10 Drawer Mobile Workstation, AP6310 10 Drawer Mobile Workstation with Backboard, 10 Drawer Mobile Workstation, Mobile Workstation, Workstation</p>
---	---

References

- [Sealey - Leading Professional Tool & Workshop Equipment Supplier](#)