




## SEALEY 9003 A2 P3 R D Cartridge Filter User Manual

[Home](#) » [SEALEY](#) » SEALEY 9003 A2 P3 R D Cartridge Filter User Manual 

### Contents

- [1 SEALEY 9003 A2 P3 R D Cartridge Filter](#)
- [2 Product Usage Instructions](#)
- [3 INTRODUCTION](#)
- [4 SAFETY](#)
- [5 ASSEMBLY](#)
- [6 FILTER PROTECTION](#)
- [7 SYMBOLS](#)
- [8 STORAGE](#)
- [9 CLEANING & DISINFECTION](#)
- [10 OBSOLESCENCE](#)
- [11 Warranty](#)
- [12 Documents / Resources](#)
  - [12.1 References](#)
- [13 Related Posts](#)



**SEALEY 9003 A2 P3 R D Cartridge Filter**



## Product Specifications

- Product Name: A2 P3 R D Cartridge Filter
- Pack Quantity: Pack of 2
- Model Number: 9003

## Product Usage Instructions

### Introduction

This A2 P3 R D Cartridge Filter is designed to provide respiratory protection in various work environments.

### Safety Guidelines

It is crucial to follow these safety guidelines for the proper and safe use of the cartridge filter:

- Ensure adequate ventilation when using the filters.
- Avoid using the filters in oxygen-deficient or explosive atmospheres.
- Do not use the filters for firefighting, near open flames, or with molten metal.
- Choose the right filter based on contaminant concentration and type.
- Inspect filters and respirator for damage before each use and replace if necessary.
- Only use filters stored correctly in their original packaging.
- Comply with legislation and regulations regarding respiratory protection.

## Assembly

### Fitting the Filters

To assemble the filters:

1. Match the plastic filter connection with the filter holder on the mask.

2. Press and turn the filter all the way clockwise to secure it in place.
3. Repeat the process with the second filter.

## Frequently Asked Questions (FAQ)

- **Q: Can these filters be used in oxygen-deficient environments?**

A: No, these filters should not be used in oxygen-deficient atmospheres as they do not supply oxygen.

- **Q: How often should I inspect the filters for damage?**

A: It is recommended to inspect the filters and respirator for any signs of damage before each use and replace if damaged or expired.

## **A2 P3 R D CARTRIDGE FILTER – PACK OF 2** **MODEL NO: 9003**

Thank you for purchasing a Sealey product. Manufactured to a high standard, this product will, if used according to these instructions, and properly maintained, give you years of trouble free performance.



### **REFER TO INSTRUCTIONS**

**IMPORTANT:** PLEASE READ THESE INSTRUCTIONS CAREFULLY. NOTE THE SAFE OPERATIONAL REQUIREMENTS, WARNINGS & CAUTIONS. USE THE PRODUCT CORRECTLY AND WITH CARE FOR THE PURPOSE FOR WHICH IT IS INTENDED. FAILURE TO DO SO MAY CAUSE DAMAGE AND/OR PERSONAL INJURY AND WILL INVALIDATE THE WARRANTY. KEEP THESE INSTRUCTIONS SAFE FOR FUTURE USE.

## **INTRODUCTION**

A2 P3R D Filter provides protection against inorganic vapours with a boiling point higher than 65° C. Suitable for use with the Sealey 9000 half face mask. Conforms to EN14387:2000 + A1:2008. Reusable product with extended operating time.

- Type Examination Ref.: 0082/1694/079/12/21/0777
- Notified Body: Apave Sudeurope sas (notified body number 0082)

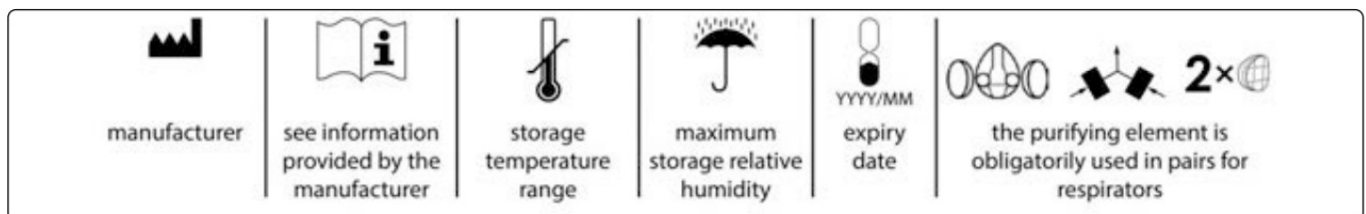
## **SAFETY**

**IMPORTANT:** The use limitations of these respirators depend on the type of filter they are used with as well as the conditions of the environment user work in, contaminant concentration, type of work, etc. For an effective and proper use of the filters, read carefully the following instructions and keep this document for further consultation.

- These filters DO NOT supply oxygen (O<sub>2</sub>).
- Use in adequately ventilated areas. DO NOT use in case of oxygen deficiency.
- DO NOT use in explosive atmospheres.
- Filters should NOT be used in fire-fighting or to work with open flames or molten metal since the combustion of the activated carbon contained in the filters can generate high levels of toxic substances.
- The right filter must be chosen according to concentration and type of contaminant in each case.

- DO NOT use as protection against carbon monoxide under any circumstances.
- DO NOT modify or repair the filter or cover. In case of damage or loss of seal, replace the product with a new one.
- Filters, combined filters and absorbers require no maintenance or repair.
- Leave work if respiratory protection is damaged, if you have difficulty breathing and/or if you start to feel nauseous or dizzy.
- DO NOT use respirators with filters or combined filters or absorbers in closed silos, wells, canals or other closed places without ventilation.
- DO NOT use in an oxygen enriched atmosphere.
- DO NOT use in an atmosphere with unknown air quality.
- Use cleansers also as indicated in the respirator manual
- DO NOT use if the storage took place under conditions other than those specified by the manufacturer. This may affect the shelf life.
- DO NOT remove the adapter once installed during use.
- Ensure the type of filter is the correct one for intended use, and that you have installed both filters of the same type.
- Inspect the filters and respirator for any signs of damage before each use. If damaged or the item has expired it must be replaced.
- Only use filters that have been stored correctly in their original packaging as per these instructions.
- The use of filters must comply with current legislation, regulations about respiratory protection and regulations from various official bodies.

## ASSEMBLY



## BEFORE EACH USE

1. Read instruction for use carefully. 2. Make sure the type of filter is the correct one for intended use. 3. Make sure that you installed both filters of the same type. 4. Make sure that the filter as well as the respirator do not present any signs of tearing, distortions, dents, nor dirt. Should this be the case, it must be disposed of. 5. Make sure filter is in its original packaging. 6. Filter must be inspected before its use. In case of contamination, distortion and/or expiration it must be replaced.

## FITTING THE FILTERS

Match the plastic filter connection with the filter holder on the mask. Press and turn the filter all the way clockwise. Repeat with second filter.

## FILTER PROTECTION

MODEL	STANDARD/TYPE/CLASS	PROTECTION
9003	EN 14387:2004 + A1:2008 / A2 P3 R D	Organic gases and vapours of organic substances with boiling point > 65°C, solid particles (dusts and aerosols)

MARKS	MEANING		CLASS	GAS FILTERS	PARTICULATE FILTERS
A	Filter against organic gases and vapours with a boiling point > 65°C		1	Gas concentration 1000 ppm (0.1 %)	Penetration 20%
AX	Filter against filter against organic gases and vapours with a boiling point < 65°C		2	Gas concentration 5000 ppm (0.5 %)	Penetration 6%
B	Filter against inorganic gases and vapors excluding carbon monoxide		3	Gas concentration 10000 ppm (1% )	Penetration 0.05%
E	Filter against sulfur dioxide and other acid gases				
K	Filter against ammonia and organic vapours derived from ammonia				
P	Filter against particulate (dust and aerosols)				
R	Filter reusable				
NR	Filter non reusable				
D	Filter passes the optional Dolomite clogging test				

## SYMBOLS

## STORAGE

Storage in conditions other than those specified by the manufacturer may affect shelf life. Keep in original hermetic packing for storage and/or transport. Store in cool, dry environment away from contaminants. Avoid high levels of relative humidity >80%. DO NOT expose to heat or direct sunlight. Store the respirator without filters in the hermetically sealed bag supplied at room temperature, in a dry place away from contaminants. DO NOT expose respirator to heat temperature marked on the packaging. The ambient temperature in which the products can be used is shown on the packaging and on the product in accordance with the pictogram.

## CLEANING & DISINFECTION

In case of damage or deterioration, replace the filter. DO NOT clean or maintain. The replacement of the filters must be determined through the implementation of a respiratory protection program which ensures that they are replaced before the end of their service life.

## OBSOLESCENCE

Filters, combined filters, absorbers and cover have the production date on the packaging and on the product. The use-by date is 5 years from the production date, which is valid when stored in the original packaging in accordance with the manufacturer's recommendations.

## **FILTER DISPOSAL**

Once filters have been used, they must be disposed of according to the current national legislation.

This document has been drawn up according to Regulation (EU) 2016/425 as amended to apply to GB for Personal Protective Equipment. The declaration of conformity can be accessed at [www.sealey.co.uk](http://www.sealey.co.uk).



## **ENVIRONMENT PROTECTION**

Recycle unwanted materials instead of disposing of them as waste. All tools, accessories and packaging should be sorted, taken to a recycling centre and disposed of in a manner which is compatible with the environment. When the product becomes completely unserviceable and requires disposal, drain any fluids (if applicable) into approved containers and dispose of the product and fluids according to local regulations.



**Note:** It is our policy to continually improve products and as such we reserve the right to alter data, specifications and component parts without prior notice. Important: No Liability is accepted for incorrect use of this product.

## **Warranty**

Guarantee is 12 months from purchase date, proof of which is required for any claim.

EU | Sealey EU Ltd, Farney Street, Carrickmacross, Co. Monaghan, A81 PK68 Ireland  
UK | Sealey Group, Kempson Way, Suffolk Business Park, Bury St Edmunds, Suffolk. IP32 7AR

01284 757500 [sales@sealey.co.uk](mailto:sales@sealey.co.uk)


[www.sealey.co.uk](http://www.sealey.co.uk)

© Jack Sealey Limited

Original Language Version

9003 Issue 1 24/04/24

## **Documents / Resources**



**[SEALEY 9003 A2 P3 R D Cartridge Filter](#)** [pdf] User Manual  
9003 A2 P3 R D Cartridge Filter, 9003, A2 P3 R D Cartridge Filter, Cartridge Filter, Filter

## References

- [User Manual](#)

[Manuals+](#), [Privacy Policy](#)

This website is an independent publication and is neither affiliated with nor endorsed by any of the trademark owners. The "Bluetooth®" word mark and logos are registered trademarks owned by Bluetooth SIG, Inc. The "Wi-Fi®" word mark and logos are registered trademarks owned by the Wi-Fi Alliance. Any use of these marks on this website does not imply any affiliation with or endorsement.