



SEAGATE 86595 Expansion Desktop with Software Instruction Manual

[Home](#) » [Seagate](#) » SEAGATE 86595 Expansion Desktop with Software Instruction Manual 



**86595 Expansion Desktop with Software
Instruction Manual**

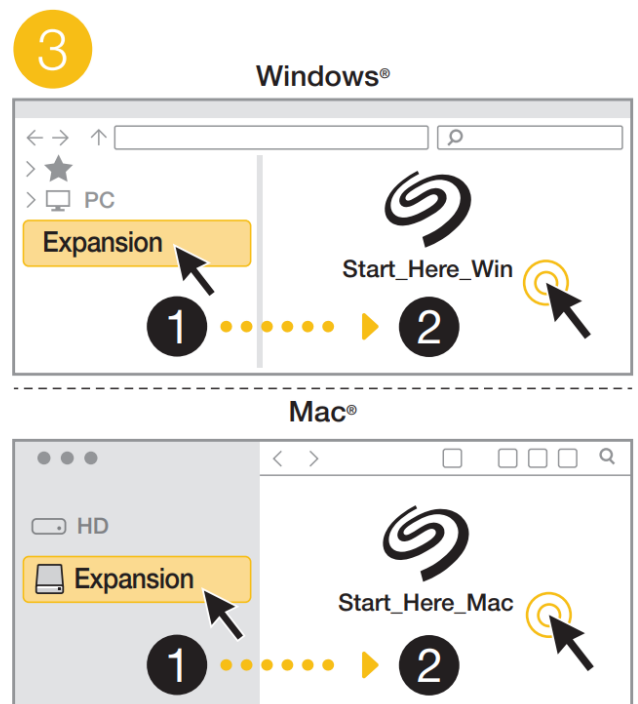
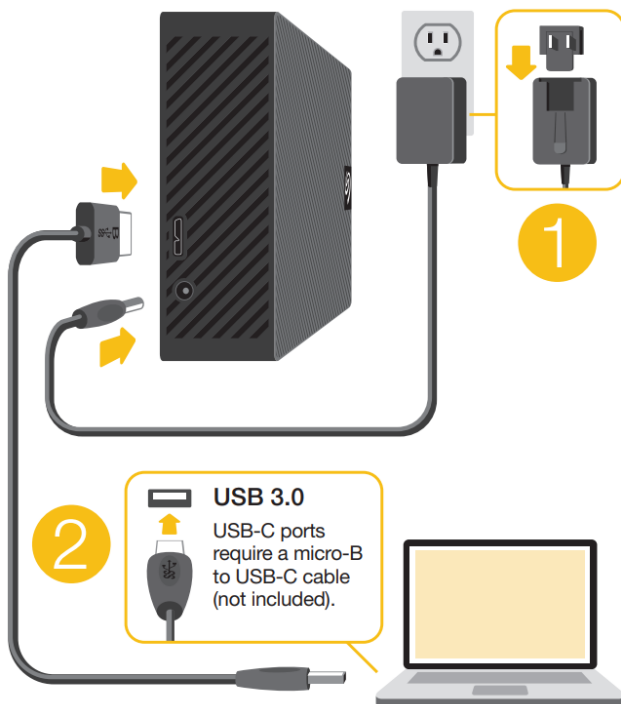
Contents

- [1 86595 Expansion Desktop with Software](#)
- [2 Taiwan RoHS table](#)
- [3 Documents / Resources](#)
 - [3.1 References](#)

86595 Expansion Desktop with Software



EXPANSION
External drive with software
For your PC and Mac
QUICK START GUIDE



WWW.SEAGATE.COM

Mac: This drive is preformatted exFAT for use with both PC and Mac. For Time Machine, it must be reformatted for Mac. Reformatting will delete all data previously stored on the drive.

Note: To protect your data, always follow the safe removal procedures for your operating system when disconnecting your product. Review details of your Expansion Desktop Drive's warranty by opening the Seagate Limited Warranty Statement on your drive or go to www.seagate.com/warranty. To request warranty service, contact an authorized Seagate service center or refer to www.seagate.com/support/expansiondesktop/ for more information regarding customer support within your jurisdiction.

FCC DECLARATION OF CONFORMANCE

This device complies with Part 15 of the FCC Rules. Operation is subject to the following two conditions: (1) this device may not cause harmful interference, and (2) this device must accept any interference received, including interference that may cause undesired operation.

CLASS B

This equipment has been tested and found to comply with the limits for a Class B digital device, pursuant to Part 15 of the FCC Rules. These limits are designed to provide reasonable protection against harmful interference in residential installation. This equipment generates, uses, and can radiate radio frequency energy and, if not installed and used in accordance with the instructions, may cause harmful interference to radio communications. However, there is no guarantee that interference will not occur in a particular installation. If this equipment does cause harmful interference to radio or television reception, which can be determined by turning the equipment off and on, the user is encouraged to try to correct the interference by one or more of the following measures:

- Reorient or relocate the receiving antenna.
- Increase the separation between the equipment and receiver.
- Connect the equipment into an outlet on a circuit different from that to which the receiver is connected.
- Consult the dealer or an experienced radio/TV technician for help.

CAUTION: Any changes or modifications made to this equipment may void the user's authority to operate this equipment.

For Australian Customers Only.

Our goods come with guarantees that cannot be excluded under the Australian Consumer Law. You are entitled to a replacement or refund for a major failure and for compensation for any other reasonably foreseeable loss or damage. You are also entitled to have the goods repaired or replaced if the goods fail to be of acceptable quality and the failure does not amount to a major failure. Revision – July 1, 2020

China RoHS 2 table



China RoHS 2 refers to the Ministry of Industry and Information Technology Order No. 32, effective July 1, 2016, titled Management Methods for the Restriction of the Use of Hazardous Substances in Electrical and Electronic Products. To comply with China RoHS 2, we determined this product's Environmental Protection Use Period (EPUP) to be 20 years in accordance with the Marking for the Restricted Use of Hazardous Substances in Electronic and Electrical Products, SJ/T 11364-2014.

| Part Name | Hazardous Substances | | | | | |
|--|----------------------|------|------|-------|-------|--------|
| | (Pb) | (Hg) | (Cd) | (Cr') | (PBB) | (PBDE) |
| HDD | X | 0 | 0 | 0 | 0 | 0 |
| Bridge PCBA | X | 0 | 0 | 0 | 0 | 0 |
| Power Supply (if provided) | X | 0 | 0 | 0 | 0 | 0 |
| Interface cable (if provided) | X | 0 | 0 | 0 | 0 | 0 |
| Other enclosure components | 0 | 0 | 0 | 0 | 0 | 0 |
| <p>This table is prepared in accordance with the provisions of SJ/T 11364-2014</p> <p>0: Indicates that the hazardous substance contained in all of the homogeneous materials for this part is below the limit requirement of GB/T26572.</p> <p>X: Indicates that the hazardous substance contained in at least one of the homogeneous materials used for this part is above the limit requirement of GB/T26572.</p> | | | | | | |

Taiwan RoHS table

Taiwan RoHS refers to the Taiwan Bureau of Standards, Metrology and Inspection's (BSMI's) requirements in standard CNS 15663, Guidance to reduction of the restricted chemical substances in electrical and electronic equipment.

Beginning on January 1, 2018, Seagate products must comply with the "Marking of presence" requirements in Section 5 of CNS 15663. This product is Taiwan RoHS compliant.

The following table meets the Section 5 "Marking of presence" requirements.

| Product Name: Seagate Expansion Desktop Drive, Model: SRDONF2 | | | | | | |
|--|--|------|------|--------|-------|--------|
| Unit | Restricted Substance and its chemical symbol | | | | | |
| | (Pb) | (Hg) | (Cd) | (Cr-°) | (PBB) | (PBDE) |
| HDD | — | 0 | 0 | 0 | 0 | 0 |
| Bridge PCBA | — | 0 | 0 | 0 | 0 | 0 |
| Power Supply (if provided) | — | 0 | 0 | 0 | 0 | 0 |
| Interface cable (if provided) | — | 0 | 0 | 0 | 0 | 0 |
| Other enclosure components | 0 | 0 | 0 | 0 | 0 | 0 |
| Note 1. -0" indicates that the percentage content of the restricted substance does not exceed the percentage of reference value of presence. | | | | | | |
| Note 2. — " indicates that the restricted substance corresponds to the exemption. | | | | | | |



© 2023 Seagate Technology LLC. All rights reserved. Seagate, Seagate Technology and the Spiral logo are registered trademarks of Seagate Technology LLC in the United States and/or other countries. All other trademarks or registered trademarks are the property of their respective owners. Complying with all applicable copyright laws is the responsibility of the user. Seagate reserves the right to change, without notice, product offerings or specifications.

Seagate Technology LLC., 47488 Kato Road, Fremont, CA 94538 USA www.seagate.com

Seagate Technology NL B.V., Tupolevlaan 105, 1119 PA Schiphol-Rink NL


Seagate Technology NL B.V., (UK Branch), Jubilee House, Globe Park, 3rd Ave, Marlow SL7 1EY, UK

Seagate Singapore International Headquarters Pte. Ltd., 90 Woodlands Avenue 7 Singapore 737911

PN: 200640500C 01/23



Documents / Resources

| | |
|---|--|
|  | SEAGATE 86595 Expansion Desktop with Software [pdf] Instruction Manual 86595 Expansion Desktop with Software, 86595, Expansion Desktop with Software, Desktop with Software, Software |
|---|--|

References

- [Expansion External Hard Drives & SSDs | Seagate US](#)
- [Warranty & Replacements | Support Seagate US](#)
- [Que Faire de mes Déchets ? Découvrez les solutions pour tous vos déchets et nos conseils pour en produire moins.](#)
- [The Leader in Mass Data Storage Solutions | Seagate US](#)
- [The Leader in Mass Data Storage Solutions | Seagate UK](#)
- [Seagate Support | Support Seagate US](#)
- [Expansion External Hard Drives & SSDs | Seagate US](#)
- [Warranty & Replacements | Support Seagate US](#)
- [User Manual](#)