





SEAGATE
205356600 Game
Drive External SSD



SEAGATE 205356600 Game Drive External SSD User Guide

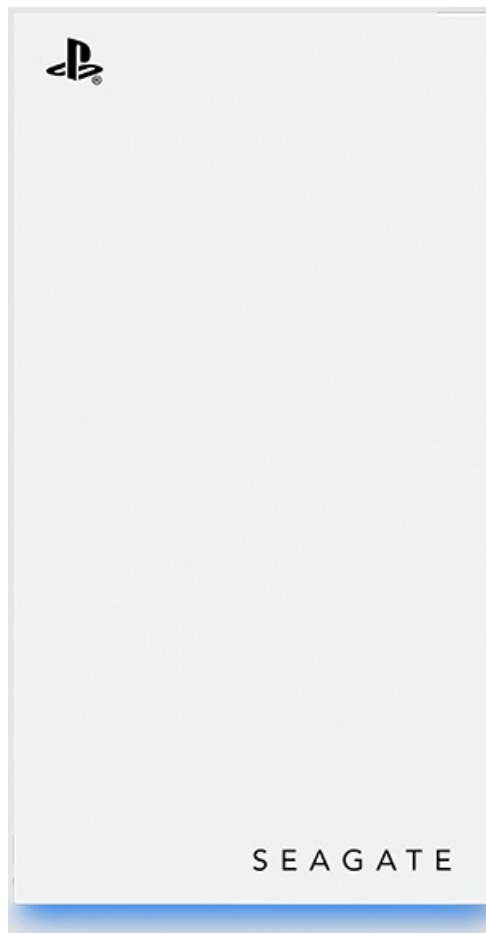
[Home](#) » [Seagate](#) » SEAGATE 205356600 Game Drive External SSD User Guide 

Contents

- [1 SEAGATE 205356600 Game Drive External SSD](#)
- [2 Product Usage Instructions](#)
- [3 PS5® console \(CFI-2000 model group – slim\)](#)
- [4 PS4® console](#)
- [5 FCC DECLARATION OF CONFORMANCE](#)
- [6 Documents / Resources](#)
 - [6.1 References](#)
- [7 Related Posts](#)



SEAGATE 205356600 Game Drive External SSD



Product Information:

Specifications:

- Interface: USB-C (10Gbps)
- Compatibility: Game Drive for PS5
- Cable Length: 10 cm (4 in)
- Manufacturer: Seagate

Product Usage Instructions

Connecting the Game Drive to PS5:

1. Locate the USB-C port on your PS5 console.
2. Connect one end of the provided USB-C cable to the Game Drive and the other end to the PS5 console.

Setting up Extended Storage:

1. On your PS5, navigate to Settings > Storage > USB Extended Storage.
2. Select the Game Drive and choose "Format as USB Extended Storage" to set it up for use with your PS5.

Safely Removing the Game Drive:

Before disconnecting the Game Drive from your PS5, make sure to follow the safe removal procedures specific to your operating system to protect your data.

FAQ:

- **Q: Where can I find customer support for the Game Drive?**

A: For customer support, visit www.seagate.com/game-drive-ps5.

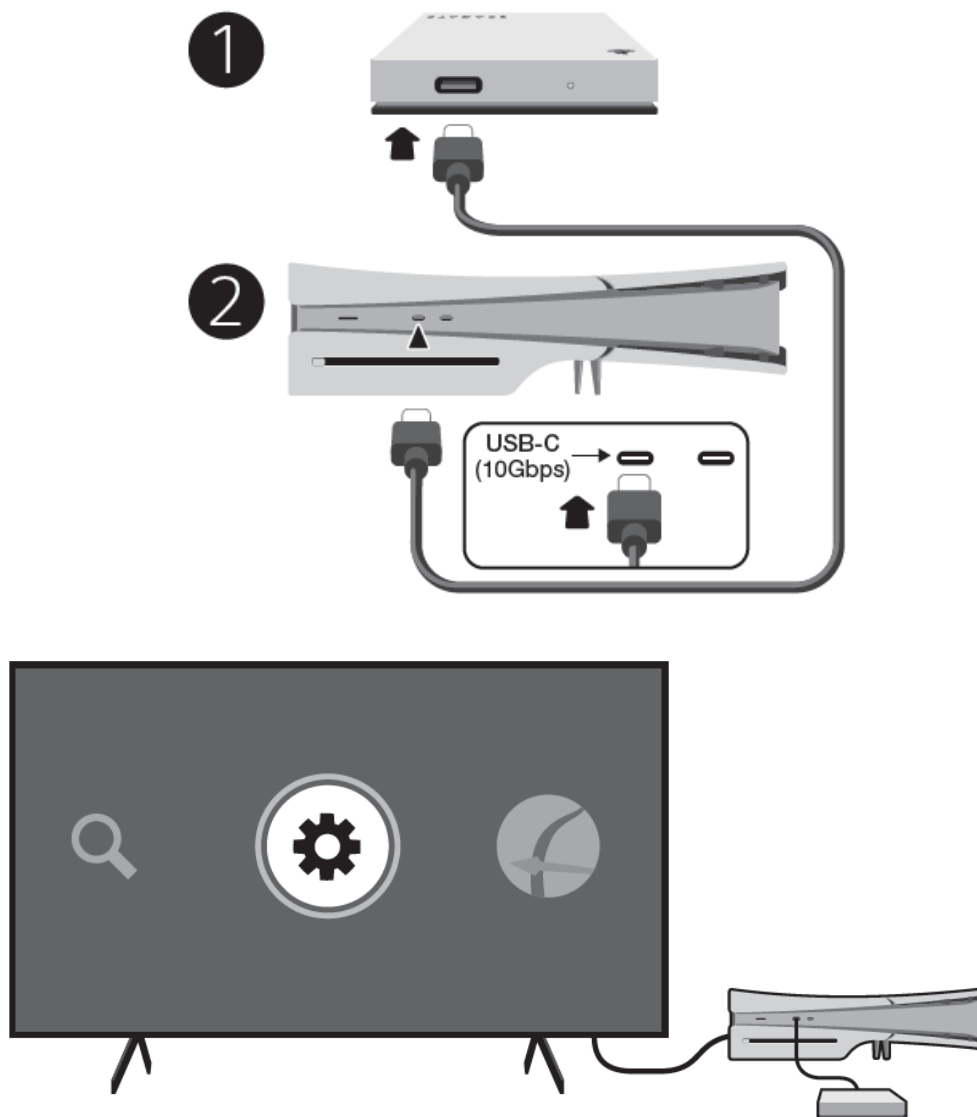
- **Q: What are the FCC compliance details for this product?**

A: This device complies with Part 15 of the FCC Rules. Operation is subject to certain conditions to prevent harmful interference.

- **Q: What is the warranty information for the Game Drive?**

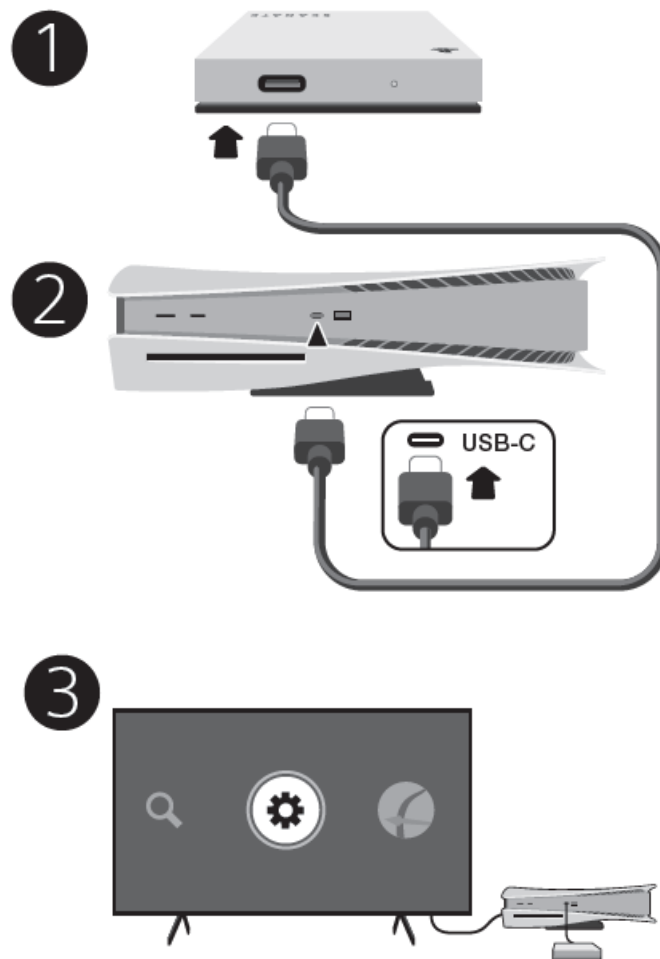
A: For warranty details and support, you can visit Seagate's official website or contact them directly using the provided contact information.

PS5® console (CFI-2000 model group – slim)



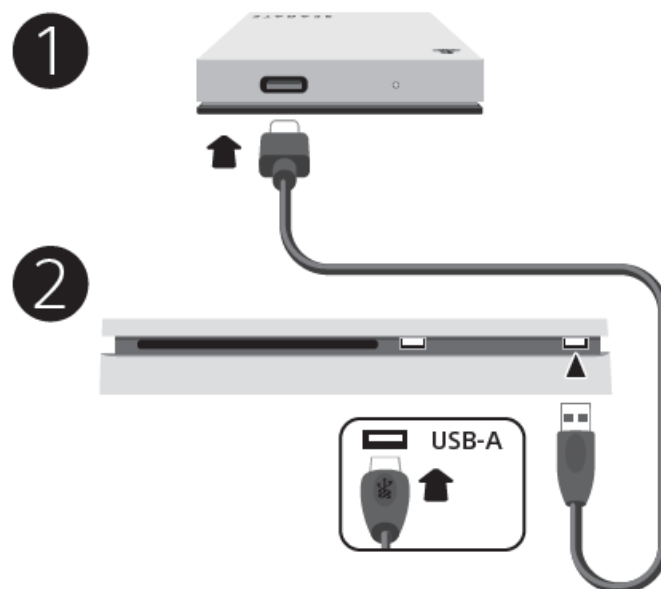
Settings > Storage > USB Extended Storage > Format as USB Extended Storage

PS5® console (CFI-1000 model group)



Settings > Storage > USB Extended Storage > Format as USB Extended Storage

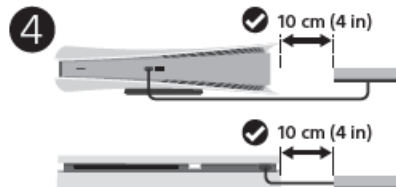
PS4® console



3



Settings > Devices > USB Storage Devices > Game Drive > Format as Extended Storage



To minimize electromagnetic interference (EMI), place Game Drive at least 10 cm (4 in) from the PlayStation® console.

WWW.SEAGATE.COM

For customer support, visit www.seagate.com/game-drive-ps5.

Note: To protect your data, always follow the safe removal procedures for your operating system when disconnecting your product.

To review the details of your drive's warranty, open the Seagate Retail Limited Warranty Statement on your drive or go to www.seagate.com/retailwarranty. To request warranty service, get information regarding customer support within your jurisdiction (including compatibility issues with PS5® system software version 22.02–06 or later | PS4® system software version 4.5 or later), or to obtain information regarding the location of authorized Seagate service centers go to www.seagate.com. To review the end user license agreement applicable to this drive, go to www.seagate.com/legal-privacy/end-user-license-agreement. Seagate and Sony Interactive Entertainment LLC (SIE) exclude all liability for loss of data, loss of profit, or any loss or damage suffered by you or any third party, whether those damages are direct, indirect, consequential, special, or incidental, as a result of using this product.

FCC DECLARATION OF CONFORMANCE

This device complies with Part 15 of the FCC Rules.

Operation is subject to the following two conditions:

1. This device may not cause harmful interference, and
2. This device must accept any interference received, including interference that may cause undesired operation.

CLASS B

This equipment has been tested and found to comply with the limits for a Class B digital device, pursuant to Part 15 of the FCC Rules. These limits are designed to provide reasonable protection against harmful interference in residential installation. This equipment generates, uses, and can radiate radio frequency energy and, if not installed and used in accordance with the instructions, may cause harmful interference to radio communications. However, there is no guarantee that interference will not occur in a particular installation. If this equipment does cause harmful interference to radio or television reception, which can be determined by turning the equipment off and on, the user is encouraged to try to correct the interference by one or more of the following measures:

- Reorient or relocate the receiving antenna.
- Increase the separation between the equipment and receiver.
- Connect the equipment into an outlet on a circuit different from that to which the receiver is connected.
- Consult the dealer or an experienced radio/TV technician for help.

CAUTION: Any changes or modifications made to this equipment may void the user’s authority to operate this equipment.

Contact Us: <https://www.seagate.com/contacts/>

© 2024 Seagate Technology LLC. All rights reserved. Seagate, Seagate Technology and the Spiral logo are registered trademarks of Seagate Technology LLC in the United States and/or other countries. The Seagate Gaming logo is either a trademark or registered trademark of Seagate Technology LLC or one of its affiliated companies in the United States and/or other countries. "PS", "PlayStation", "PS5", and "PS4" are registered trademarks or trademarks of Sony Interactive Entertainment Inc. All other trademarks are the property of their respective owners. Manufactured and distributed under license from Sony Interactive Entertainment Inc. or its affiliates. Seagate reserves the right to change, without notice, product offerings or specifications. Complying with all applicable copyright laws is the responsibility of the user.


Seagate Technology LLC., 47488 Kato Road, Fremont, CA 94538 USA www.seagate.com

Seagate Technology NL B.V., Tupolevlaan 105, 1119 PA Schiphol-Rijk NL

Seagate Technology NL B.V., (UK Branch), Jubilee House, Globe Park, 3rd Ave, Marlow SL7 1EY, UK

Seagate Singapore International Headquarters Pte. Ltd., 90 Woodlands Avenue 7 Singapore 737911

Documents / Resources

	SEAGATE 205356600 Game Drive External SSD [pdf] User Guide 205356600, 205356600 Game Drive External SSD, Game Drive External SSD, Drive External S SD, External SSD, SSD
---	---

References

- [🔗 Leaders in Mass-Capacity Storage | Seagate US](#)
- [🔗 Leaders in Mass-Capacity Storage | Seagate UK](#)
- [🔗 Leaders in Mass-Capacity Storage | Seagate UK](#)
- [🔗 Contact Us | Seagate Australia / New Zealand](#)
- [User Manual](#)

[Manuals+](#), [Privacy Policy](#)

This website is an independent publication and is neither affiliated with nor endorsed by any of the trademark owners. The "Bluetooth®" word mark and logos are registered trademarks owned by Bluetooth SIG, Inc. The "Wi-Fi®" word mark and logos are registered trademarks owned by the Wi-Fi Alliance. Any use of these marks on this website does not imply any affiliation with or endorsement.