

SEAFLO SFBS-18-02 Float Switch Instruction Manual



Contents

- 1 02 Float Switch Instruction Manual
 - 1.1 Model: SFBS-18-02 Dimensions in Inches (Millimeters)
 - 1.2 Wire Connection
 - 1.3 Work Principle
- 2 Documents / Resources
 - 2.1 References
- 3 Related Posts

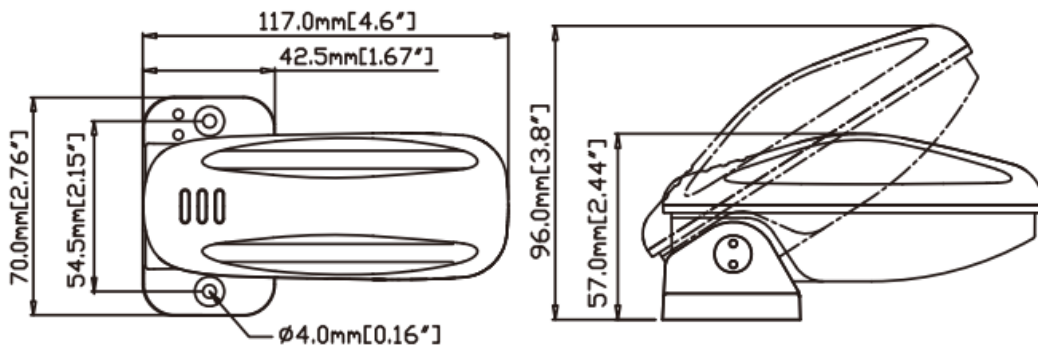
**02 Float Switch
Instruction Manual**

Model	SFBS-18-02
Voltage	12/24/32VDC
Wire Size	16 Gauge (1.2 mm)
Wire Length	1 m
Max, Amps	18 A (12 V) 8 A (24 V) 6 A (32 V)
Guard	Ignition protected



All mounting holes must be sealed with a marine grade sealant to prevent water intrusion.

Model: SFBS-18-02
Dimensions in Inches (Millimeters)



CAUTION



Switch must be mounted equal to or above the pump base for positive shut-off.



CAUTION



Keep all wire connections above the highest water level. Wires must be joined with connectors and a marine grade sealant to prevent wire corrosion.




CAUTION

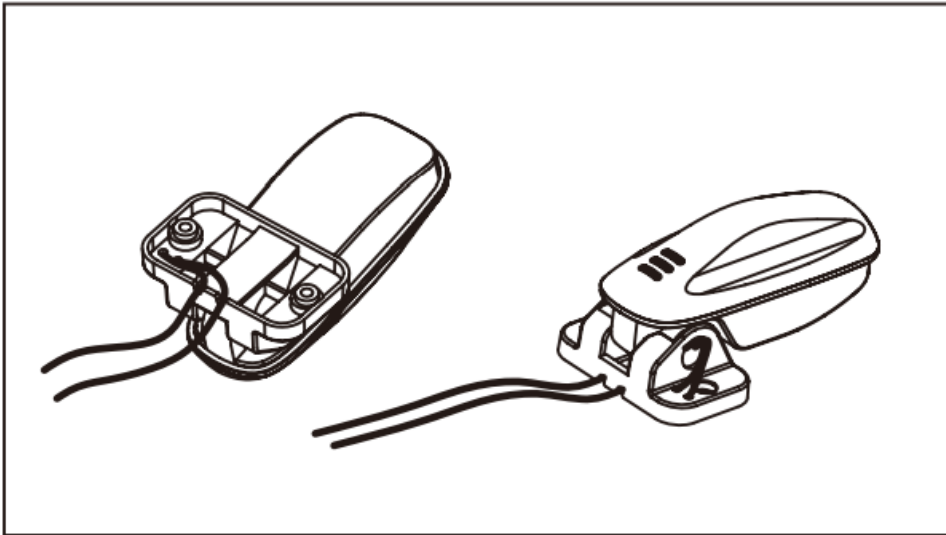


Always install proper size fuse to prevent damage. Should a short occur, failure to install proper fuse could increase risk of pump malfunction and potentially result in personal injury and / or fire hazard.

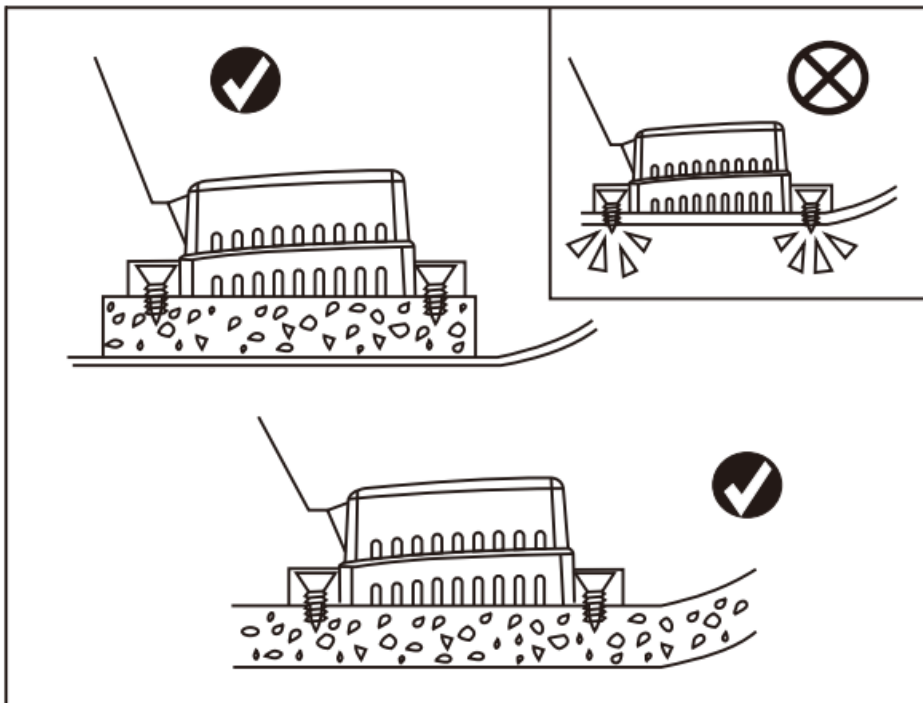
1



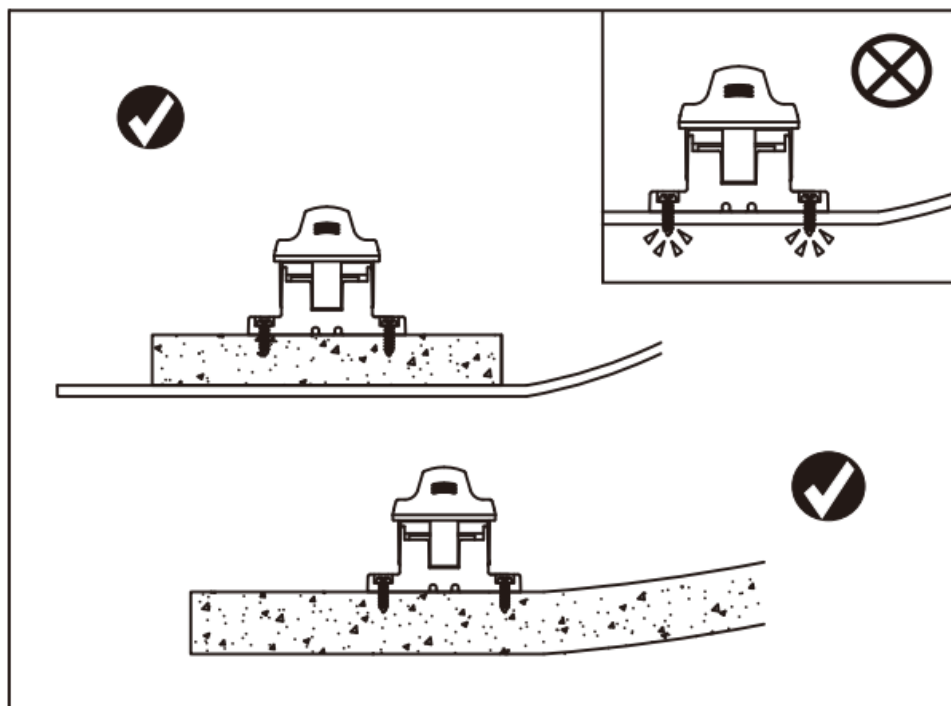
2



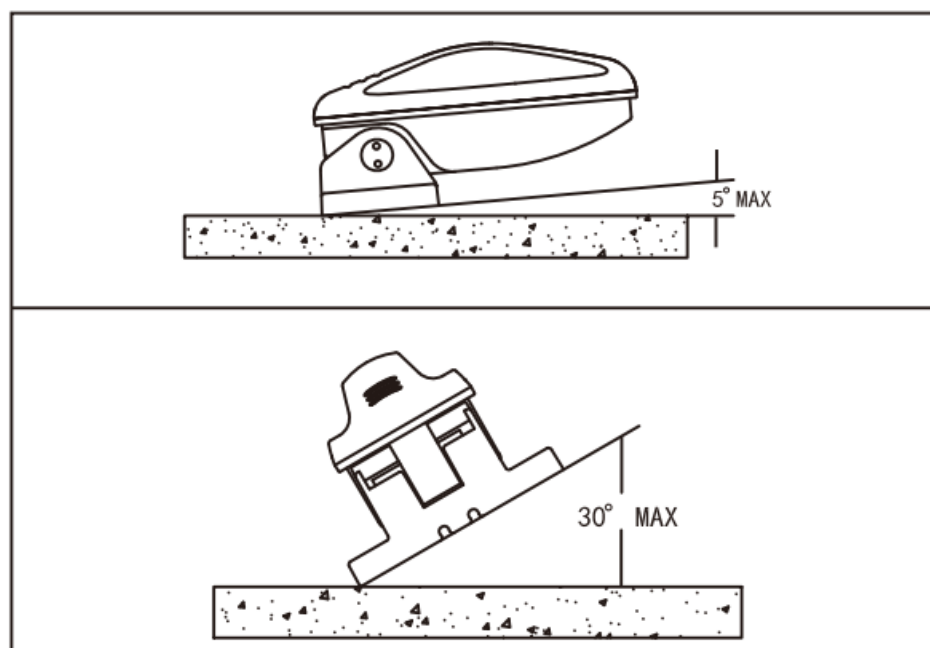
3

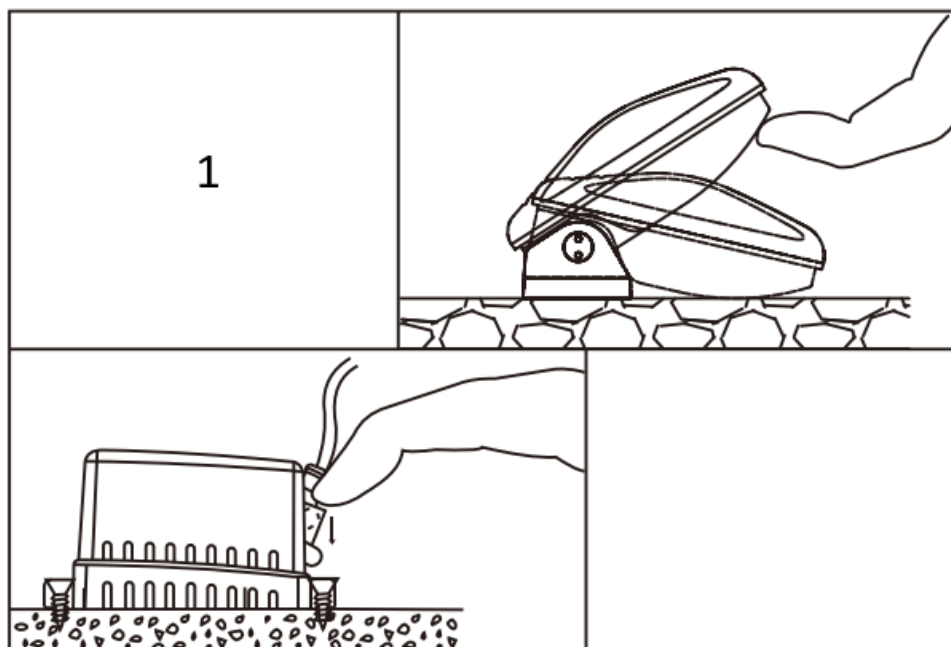


OR



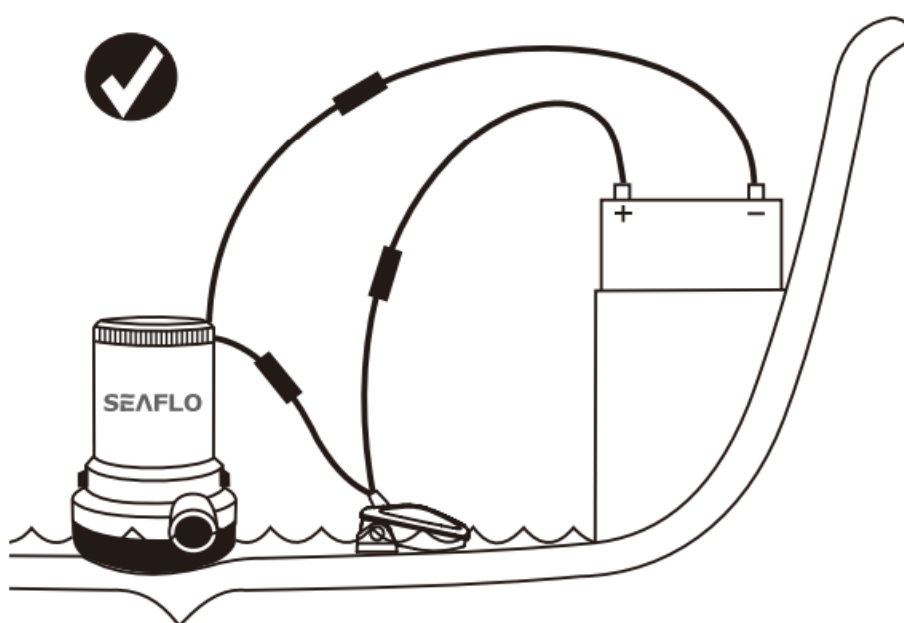
4



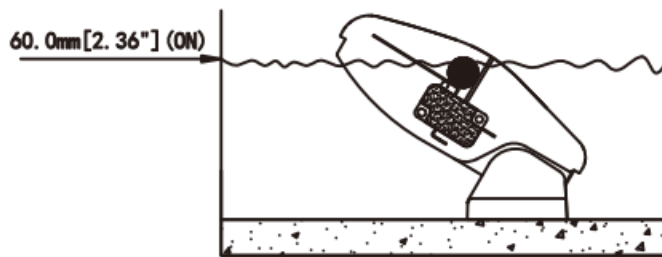


1. Testing the Float Switch

Wire Connection



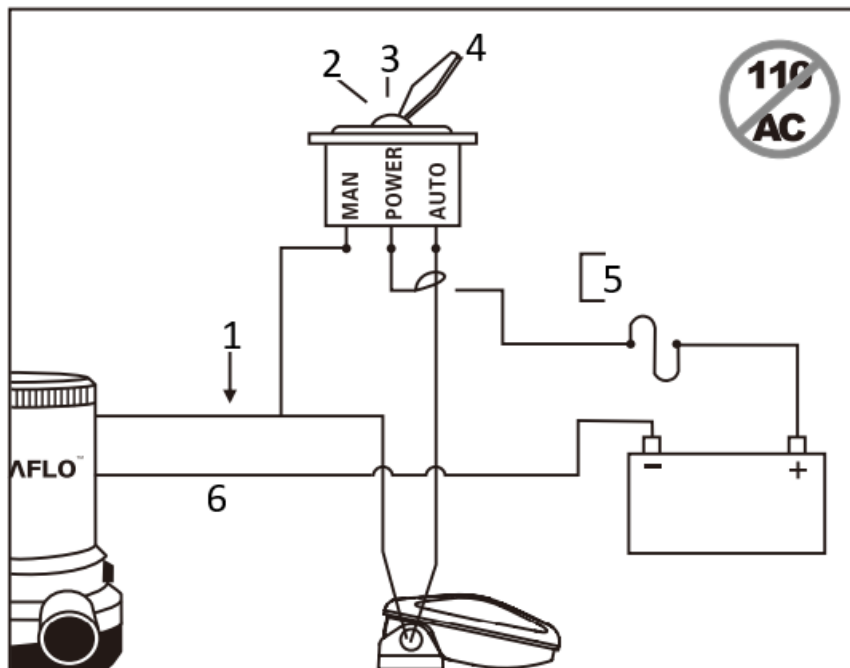
Work Principle



CAUTION



Disconnect power from the system before working on the unit to avoid personal injury, damage to the surrounding environment and/or damage to the unit.



1. BROWN WIRE
2. AUTO
3. OFF
4. MAN
5. FUSE-SEE CHART
6. BLACK WIRE



CAUTION




This unit is designed for fresh water and salt water ONLY. Using with any other hazardous, caustic, or

corrosive material could result in damage to the pump and the surrounding environment, possibly exposure to hazardous substances and injury.



SEAFLO

Documents / Resources

	<p>SEAFLO SFBS-18-02 Float Switch [pdf] Instruction Manual SFBS-18-02 Float Switch, SFBS-18-02, Float Switch, Switch</p>
---	--

References

- [User Manual](#)

[Manuals+](#), [Privacy Policy](#)

This website is an independent publication and is neither affiliated with nor endorsed by any of the trademark owners. The "Bluetooth®" word mark and logos are registered trademarks owned by Bluetooth SIG, Inc. The "Wi-Fi®" word mark and logos are registered trademarks owned by the Wi-Fi Alliance. Any use of these marks on this website does not imply any affiliation with or endorsement.