



# SDMC NE1611B WiFi Cable Modem Router User Manual

[Home](#) » [SDMC](#) » SDMC NE1611B WiFi Cable Modem Router User Manual 

## Contents

- [1 SDMC NE1611B WiFi Cable Modem Router](#)
- [2 Installation instructions](#)
- [3 FCC Statement](#)
- [4 Documents / Resources](#)
- [5 Related Posts](#)



**SDMC NE1611B WiFi Cable Modem Router**




**IMPORTANT: READ THESE INSTRUCTIONS BEFORE USING THE DEVICE**

## Installation instructions


- Position the device vertically on a stable surface, ensuring the foot stand is properly attached.

**Figure 1:**  
Distance of the  
Pothook



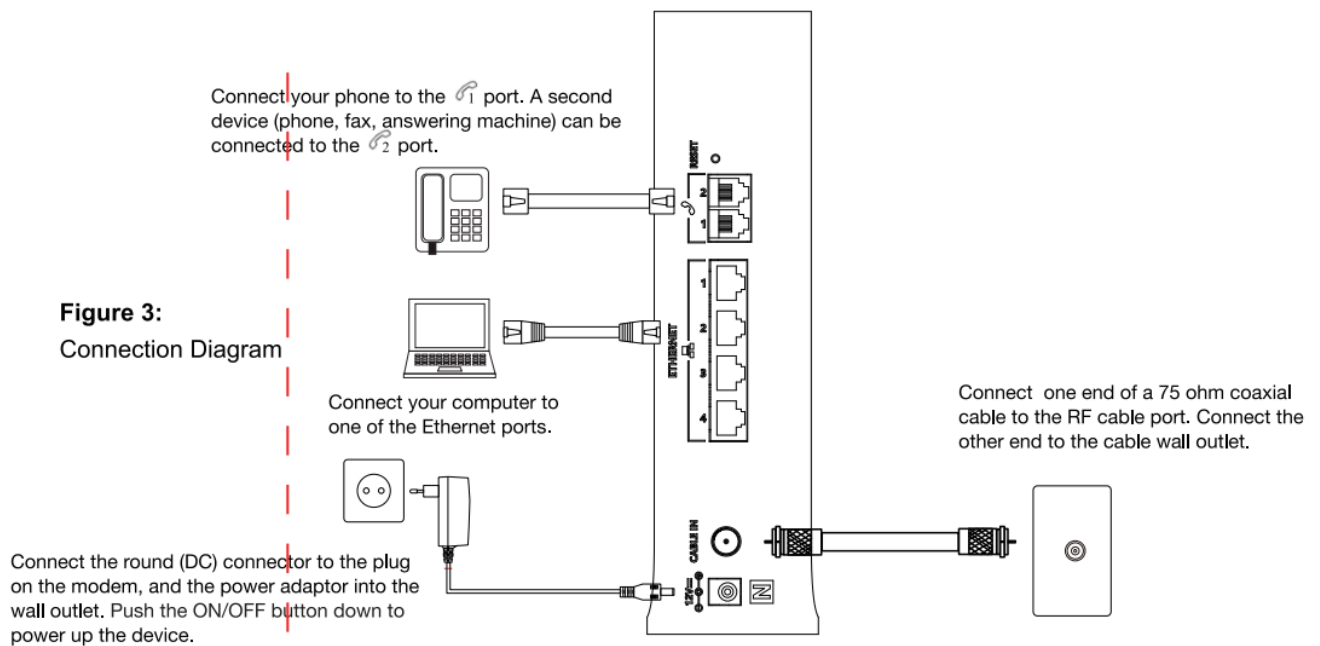
- **Wall Mounting:** Mounting holes are located on the back of the device. Fasten 2 screws horizontally on the wall (132 mm apart) using hollow wall anchors for stability (see Figure 1). The screw dimensions are illustrated in Figure 2.

**Figure 2:**  
Screw  
Dimensions



- Install the unit near a power outlet so that the AC adaptor can be used without stressing the cable, and it can be easily connected to a power outlet. Observe the maximum load of the electrical outlet.

**Figure 3:**  
Connection Diagram



- Connect the device according to the installation instructions in Figure 3.

## Physical

Items	Features
Operating Temperature	0 to 40°C
Operating Relative Humidity	10-90% (Non condensing)
Storage Temperature	-40 to 100°C
Dimensions (H x W x D)	218 x 155 x 55mm
Diagnostic LEDs (Front)	POWER, US, DS, ONLINE, 2.4G, SG, TEL1, TEL2
Diagnostic LEDs (Rear)	Ethernet Link/Speed

## Interfaces

Items	Features
RF Interface	<b>External 'F' type connector</b>
<b>Data Interfaces</b>	4 x 10/100/1000 Base-T Ethernet (RJ-45 connector)
Analog Telephony Interface	2 lines, RJ-11
Input Voltage	100-240VAC, 50/60 Hz

## Telephony

Items	Features
<b>Supervisory Voltage</b>	48 Vdc nominal
<b>Ringing Load Capacity</b>	10 REN total; 5 per line
<b>Provisional High Loop Current Mode</b>	<b>Yes (40mA constant current source)</b>

## RF Downstream

Items	Features
Bonded Channels	Up to 24
<b>Tuner Configuration</b>	<b>Full capture tuning range</b>
<b>Frequency Range</b>	108~1002 MHz
Data Rate (Max.)	Up to 1320 Mbps
<b>RF Input Sensitivity Level</b>	-15 to +15 dBmV
Modulation Type	64QAM and 256QAM

## RF Upstream

Items	Features
Bonded Channels	Up to 8
<b>Frequency Range</b>	5~35 MHz
Data Rate ( <b>Max.</b> )	240 Mbps
RF Output Level	+57 dBmV (32QAM and 64QAM, single upstream) +54 dBmV (32QAM and 64QAM, 4-8 upstreams) +58 dBmV (8QAM and 16QAM, single upstream) +56 dBmV (SCDMA, single upstream) +53 dBm (SCDMA, 2-8 upstreams)
Modulation Type	QP5K, 8-QAM, 16-QAM, 32-QAM, 64-QAM

## Wireless

Items	Features
Frequency Range	2.4GHz and 5GHz
Transmit Power	2.4GHz +20dBm (MCSO), +17dbm (MCS7) 5.8GHz +19dBm (MC50), +15dbm (MCS9)
Receive levels	2.4GHz <-80dBm 802.11n (MCSO), <-69dBm 802.11n (MCS7), HT20 5.8GHz <-78dBm 802.11ac (MCSO), <-55dBm 802.11ac (MCS9), VHT80
Spatial Streams (Max.)	5
Data Rate (Max.)	2.4G(2×2): 300Mbps 5G(3×3): 1300Mbps

## FCC Statement

This equipment has been tested and found to comply with the limits for a Class B digital device, pursuant to part 15 of the FCC rules. These limits are designed to provide reasonable protection against harmful interference in a residential installation. This equipment generates, uses and can radiate radio frequency energy and, if not installed and used in accordance with the instructions, may cause harmful interference to radio communications. However, there is no guarantee that interference will not occur in a particular installation. If this equipment does cause harmful interference to radio or television reception, which can be determined by turning the equipment off and on, the user is encouraged to try to correct the interference by one or more of the following measures:

- Reorient or relocate the receiving antenna
- Increase the separation between the equipment and receiver.
- Connect the equipment into an outlet on a circuit different from that to which the receiver is connected.
- Consult the dealer or an experienced radio/TV technician for help.


To assure continued compliance, any changes or modifications not expressly approved by the party. Responsible for compliance could void the user's authority to operate this equipment. (Example- use only shielded interface cables when connecting to computer or peripheral devices).

This equipment complies with Part 15 of the FCC Rules. Operation is subject to the following two conditions:

1. This device may not cause harmful interference.
2. This device must accept any interference received, including interference that may cause undesired operation.

**FCC Radiation Exposure Statement:** The equipment complies with FCC Radiation exposure limits set forth for an uncontrolled environments. This equipment should be installed and operated with minimum distance 20cm between the radiator and your body.

## Documents / Resources



## [SDMC NE1611B WiFi Cable Modem Router](#) [pdf] User Manual

NE161134AB, 2AW68-NE161134AB, 2AW68NE161134AB, NE1611B WiFi Cable Modem Router, NE1611B, WiFi Cable Modem Router, Cable Modem Router, Modem Router, Router