



SDC S5000 Series ADA Compliant Electrified Exit Device User Guide

[Home](#) » [SDC](#) » SDC S5000 Series ADA Compliant Electrified Exit Device User Guide 

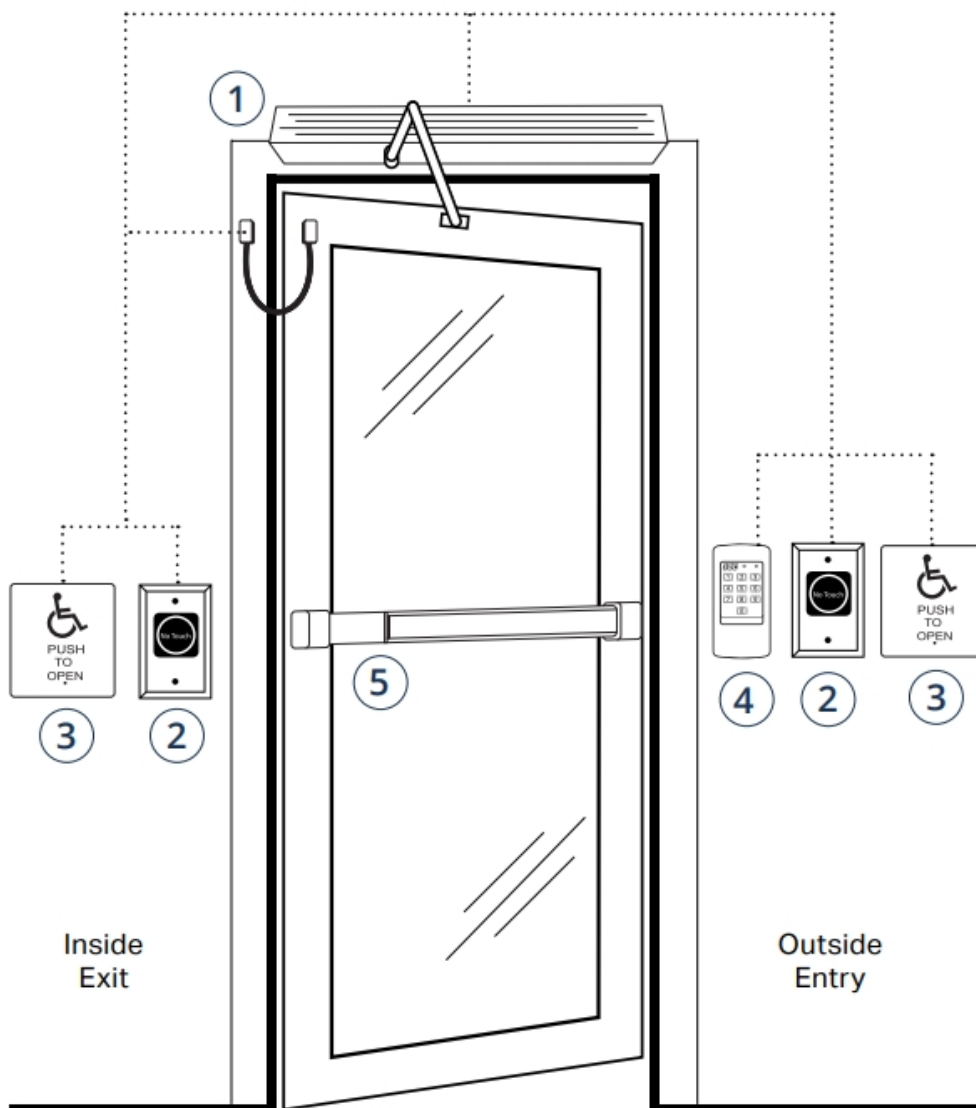
SDC S5000 Series ADA Compliant Electrified Exit Device User Guide



Contents


- [1 Product Description](#)
 - [1.1 1 AUTO Series](#)
 - [1.2 2 470 Series](#)
 - [1.3 3 480 Series](#)
 - [1.4 4 920P Series](#)
 - [1.5 5 S5000 Series](#)
 - [1.6 HANDS FREE DOOR SOLUTIONS™](#)
- [2 Support](#)
- [3 Documents / Resources](#)
 - [3.1 References](#)
- [4 Related Posts](#)

Product Description



1 AUTO Series

Low Energy Swing Door Operators.



- Easy, one-man installation
- Single button, self-tuning setup
- Built-in 1 Amp power supply
- On-board lock sequence
- Hold open feature

2 470 Series

No Touch Switches



- WAVE-TO-OPEN
- IR sensing technology
- Wave activation up to 5"
- Illuminated dual LED sensor (red/green)

3 480 Series

ADA Actuators



- PUSH-TO-OPEN plates
- HDPE antimicrobial options
- Single or double gang
- Round and narrow options
- Recessed, surface, and bollard mounting

4 920P Series

Access Control Keypads



- Built-in prox reader available
- Indoor/outdoor use
- Surface or single gang mount
- Heavy cast vandal resistant housing

5 S5000 Series

Storefront Exit Devices



- Factory installed motorized electric latch retraction
- Request-to-exit (REX) monitoring optional
- Aluminum glass door applications

Requires power transfer device such as our PT-3.

HANDS FREE DOOR SOLUTIONS™

- Hands Free convenience
- Hands Free code compliance
- Hands Free hygiene and contamination control.

Even with national ANSI and ADA standards, building code enforcement relating to automatic doors and switch placement varies across the country. Consult your local authority having jurisdiction (AHJ) for compliance requirements.

Support

LIT-FL-SF-HF_S5000_022522 the lock behind the system


[sdsecurity.com](https://www.sdcsecurity.com)

800.413.8783

© 2022 Security Door Controls



Documents / Resources



[SDC S5000 Series ADA Compliant Electrified Exit Device](#) [pdf] User Guide
S5000 Series ADA Compliant Electrified Exit Device, S5000 Series, ADA Compliant Electrified Exit Device, Compliant Electrified Exit Device, Electrified Exit Device, Exit Device, Device

References

- **[SDC SDC Electric Strikes, Magnetic Locks, Electric Door Locksets](#)**

[Manuals+](#)