



## SCS sentinel VisioKit 7 Wired Video Intercom User Manual

[Home](#) » [SCS sentinel](#) » SCS sentinel VisioKit 7 Wired Video Intercom User Manual 

### Contents

- [1 SCS sentinel VisioKit 7 Wired Video Intercom](#)
- [2 SAFETY INSTRUCTIONS](#)
- [3 WIRING / INSTALLING](#)
  - [3.1 B2- Installing](#)
- [4 USING / SETTINGS](#)
- [5 TECHNICAL FEATURES](#)
- [6 WARRANTY](#)
- [7 WARNINGS](#)
- [8 Documents / Resources](#)
- [9 Related Posts](#)



### SCS sentinel VisioKit 7 Wired Video Intercom



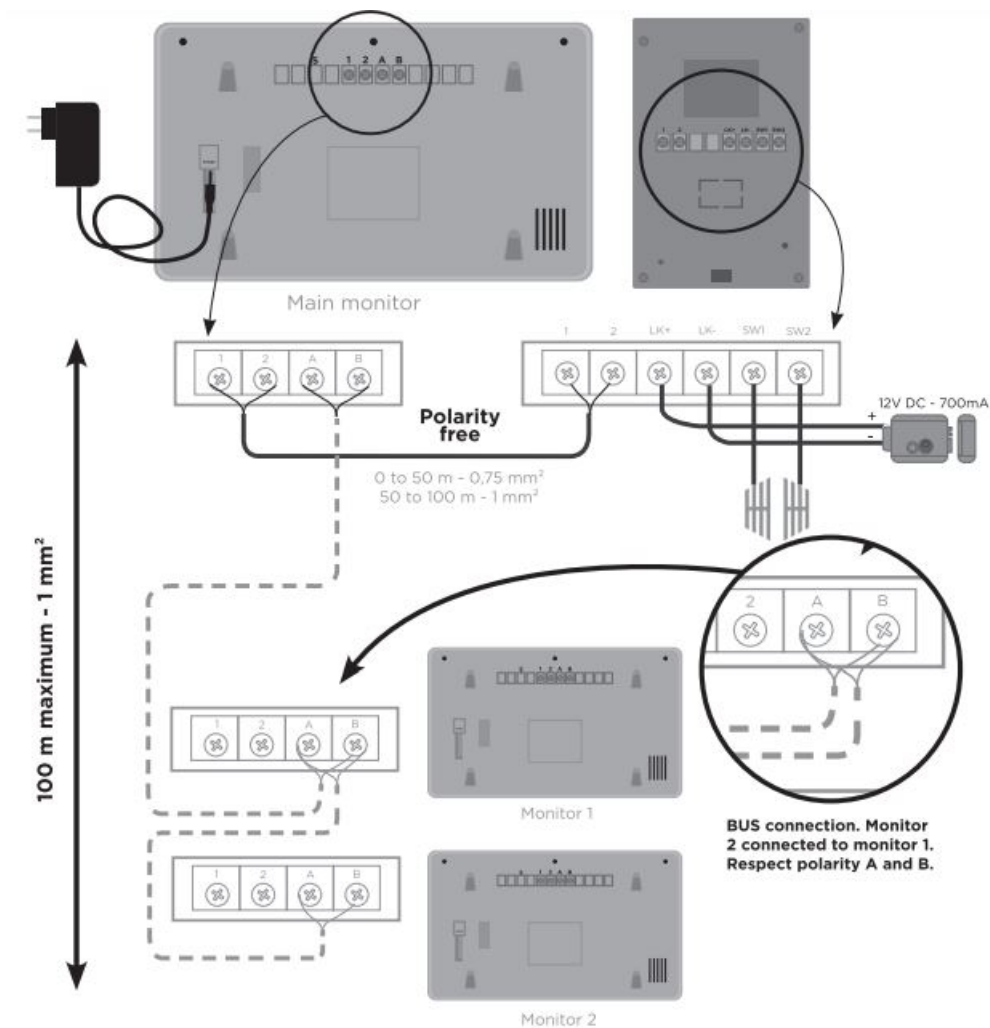
## SAFETY INSTRUCTIONS

This manual is an integral part of your product.

These instructions are provided for your safety. Read this manual carefully before installing and keep it in a safe place for future reference. Select a suitable location. Make sure you can easily insert screws and wallplugs into the wall. Do not connect your electrical appliance until your equipment is totally installed and controlled. The installation, electric connections and settings must be made using best practices by a specialized and qualified person. The power supply must be installed in a dry place. Check the product is only used for its intended purpose.

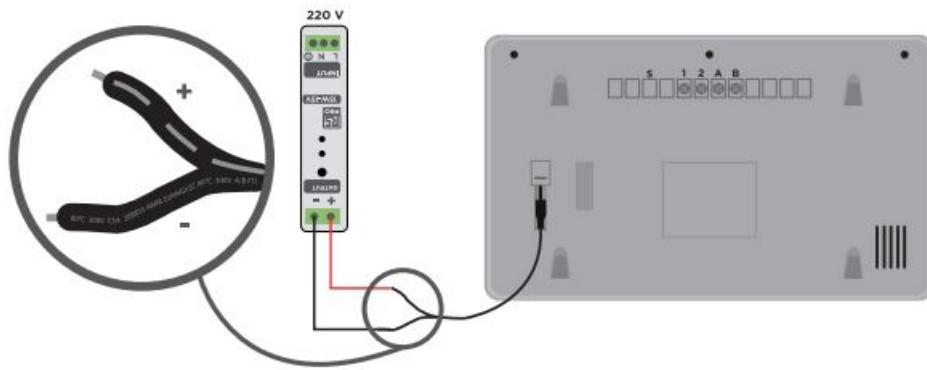
## WIRING / INSTALLING

### B1-Wiring diagram



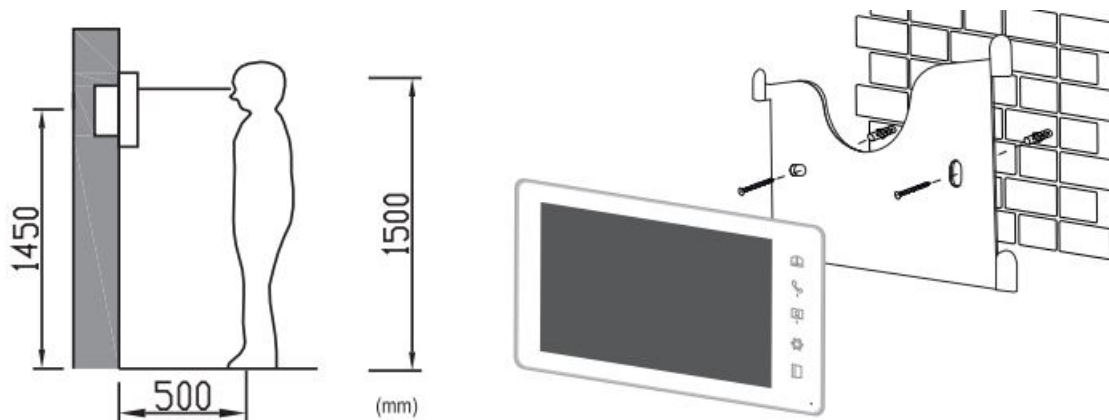
You can directly connect the monitor to your electrical panel via a 15V DC 0,8A (minimum) «rail DIN» transformer. Electrical knowledges are necessary, in this case. Please contact a professional.

**BE CAREFUL : RESPECT THE POLARITY !** The wire with the gray strokes should be positioned on the +. The wire with the writes must be positioned on the -.



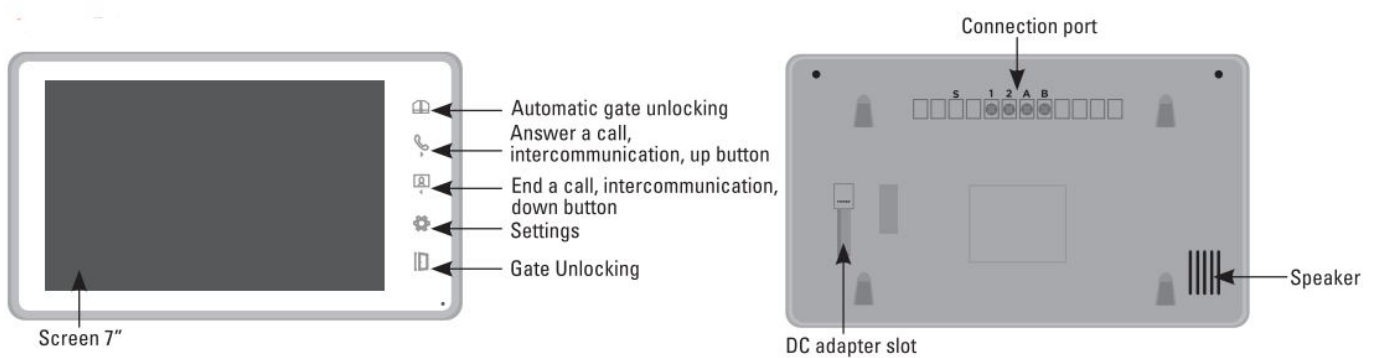
## B2- Installing

### Indoor monitor



## USING / SETTINGS

### Description

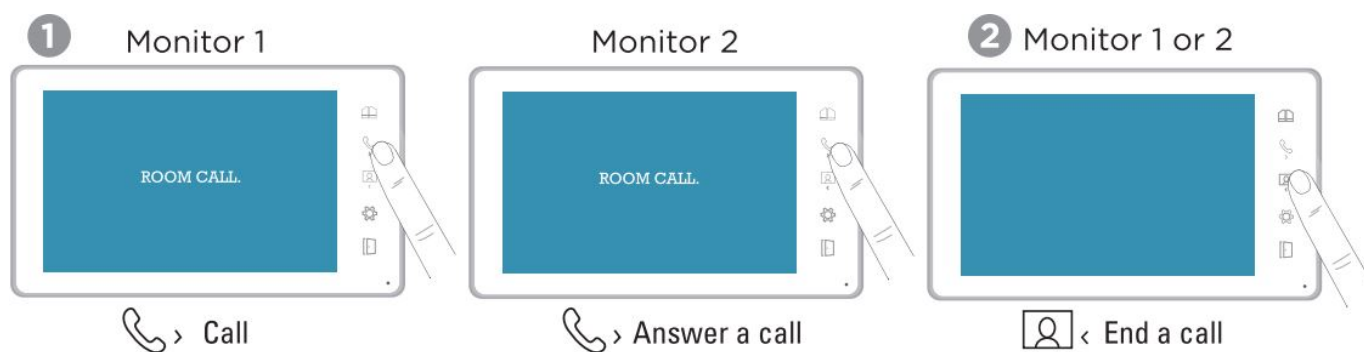


### Settings

For more information regarding the settings, refer to the video door phone manual – VisioKit 7".

### Intercom function

You can connect up to 3 monitors to the same outdoor station and talk to another monitor.



## TECHNICAL FEATURES

### Adapter

- Model identifier SH-6000-15V-1A
- Input voltage 110-240V AC
- Input AC frequency 50/60Hz
- Output voltage 15VDC
- Output current 0.8A
- Output power 12W
- Average active efficiency 84.56%
- Efficiency at low load (10%) 77.15%
- No-load power consumption 0.065W

### Indoor monitor

- Power supply 15V DC 0,8A (with adapter)
- Screen 7 inch digital TFT LCD
- LCD resolution 800 x 480 pixels

## WARRANTY

### Warranty 2 years

The invoice will be required as proof of purchase date. Please keep it during the warranty period. Carefully keep the barcode and the proof of purchase, that will be necessary to claim warranty.

## WARNINGS

- Maintain a minimum distance of 10 cm around the device for sufficient ventilation.
- Be sure that the device is not blocked by paper, tablecloth, curtain or other items that would impede airflow.
- Keep matches, candles and flames away from the device.
- Product functionality can be influenced by a strong electromagnetic interference.
- This equipment is intended for private consumer use only.
- The appliance should not be exposed to dripping or splashing water; no objects filled with liquids, such as vases, should be placed near the appliance.
- Do not use in a tropical climate.
- The mains plug is used as disconnect device and shall remain readily operable during intended use.


- The monitor and the adapter must only be used indoors.
- Connect all the parts before switching on the power.
- Only connect your appliance using the provided adapter.
- Do not cause any impact on the elements as their electronics are fragile.
- Do not block the microphone.
- When installing the product, keep the packaging out of reach of children and animals. It is a source of potential danger.
- This appliance is not a toy. It is not designed to be used by children.
- Disconnect the appliance from the main power supply before service. Do not clean the product with solvent, abrasive or corrosive substances. Only use a soft cloth. Do not spray anything on the appliance.
- Make sure that your appliance is properly maintained and regularly checked in order to detect any sign of wear. Do not use it if a repair or adjustment is needed. Always call on qualified personnel.
- Don't throw out of order products with the household waste (garbage). The dangerous substances that they are likely to include may harm health or the environment. Make your retailer take back these products or use the selective collect of garbage proposed by your city.

Toutes les infos sur :  
[www.scs-sentinel.com](http://www.scs-sentinel.com)



110, rue Pierre-Gilles de Gennes 49300 Cholet – France

## Documents / Resources

	<p><a href="#">SCS sentinel VisioKit 7 Wired Video Intercom</a> [pdf] User Manual  VisioKit 7 Wired Video Intercom, VisioKit 7, Wired Video Intercom, Video Intercom, Intercom</p>
---	--