




## scs sentinel CAC0050 EcoBell with Push Button User Guide

[Home](#) » [SCS sentinel](#) » scs sentinel CAC0050 EcoBell with Push Button User Guide 



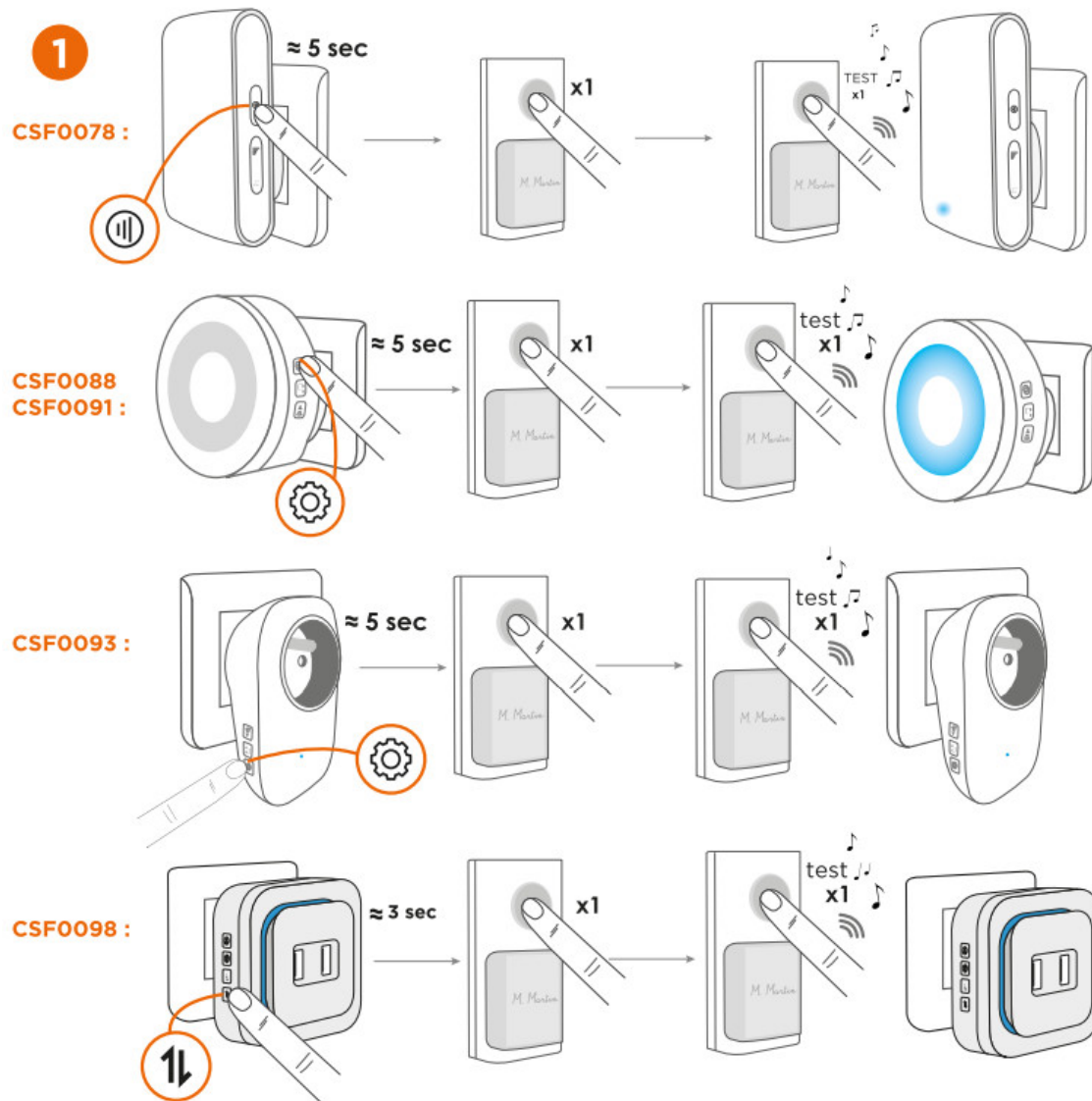
Bouton poussoir additionnel  
sans fil & sans pile  
CAC0050  
User Guide

### Contents

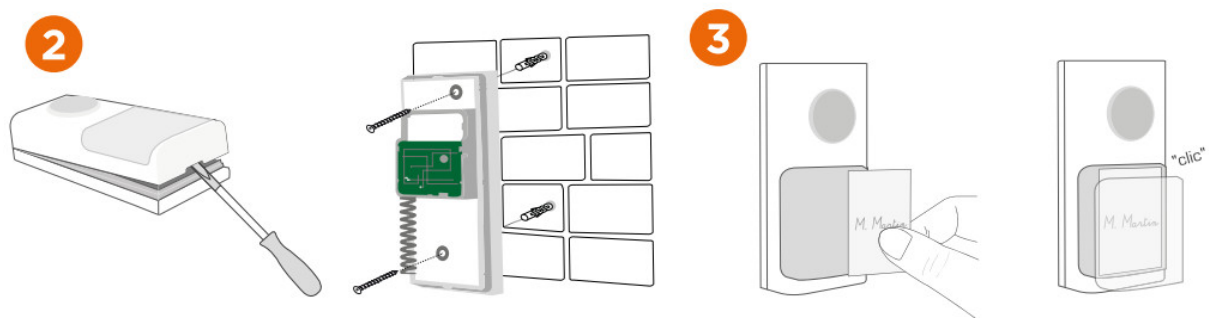
- [1 PROGRAMMING](#)
- [2 INSTALLATION](#)
- [3 TECHNICAL SPECIFICATIONS](#)
- [4 Documents / Resources](#)

## PROGRAMMING

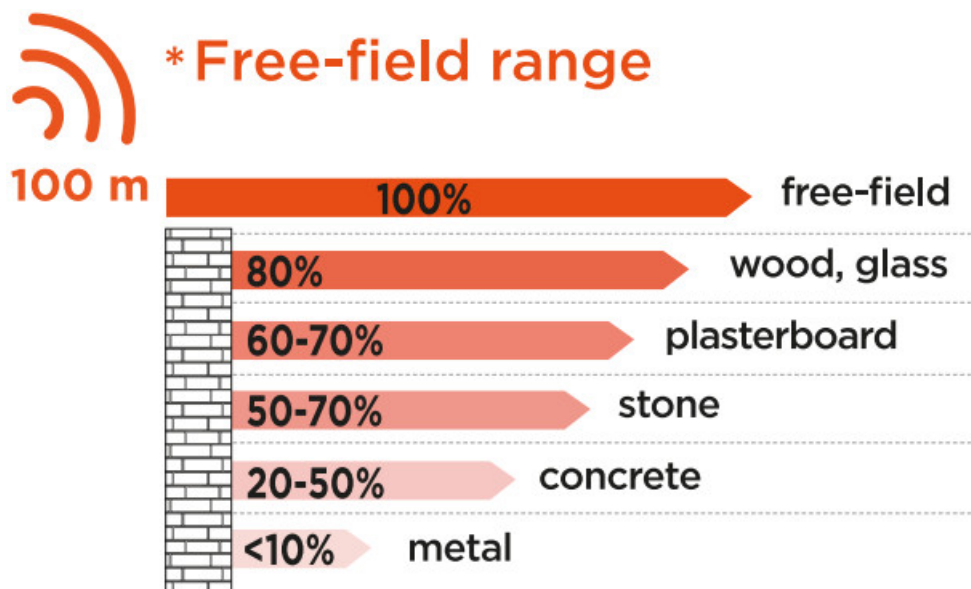
Place the chime close to the push button



## INSTALLATION



Up to 5 additional buttons within 100m range.



## TECHNICAL SPECIFICATIONS

Frequency: 433,92 MHz / Maximum transmitted power: <10mW



### 2 year

The invoice and barcode will be required as proof of purchase date during the warranty period.



After-sales service technicians are available at: 011-2339876



For an individual answer, use our online chat on our website [www.scs-sentinel.com](http://www.scs-sentinel.com)

This manual is an integral part of your product. Keep it in a safe place for future reference. Use the equipment only for its intended purpose. Do not clean the appliance with abrasive or corrosive substances. Only use a soft cloth. Do not let children play with the product or with the packagings.




Don't throw out of order products with the household waste (garbage). The dangerous substances that they are likely to include may harm health or the environment. Make your retailer take back these products or use the selective collect of garbage proposed by your city.

IP 5: The outdoor unit is protected against harmful dust deposits and water jets from all direction.



## Documents / Resources



[scs sentinel CAC0050 EcoBell with Push Button](#) [pdf] User Guide  
CAC0050, CAC0050 EcoBell with Push Button, EcoBell with Push Button, Push Button

[Manuals+](#).