



# Scriptel ST1475 Electronic Signature Capture Hardware User Guide

[Home](#) » [Scriptel](#) » Scriptel ST1475 Electronic Signature Capture Hardware User Guide 

## Contents

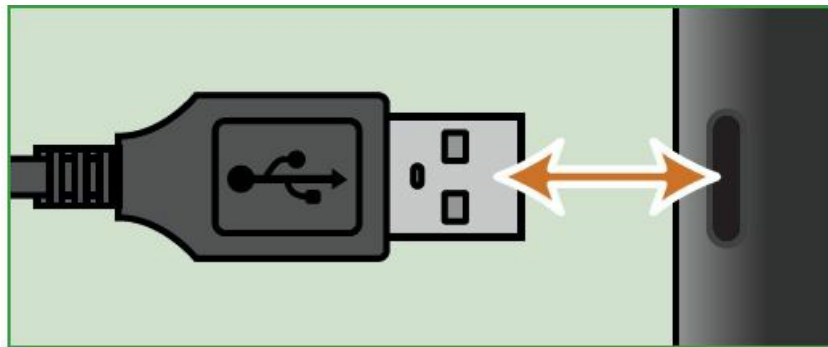
- 1 Scriptel ST1475 Electronic Signature Capture Hardware
- 2 “How Do I Connect It?”
- 3 Testing Signature Capture
- 4 Troubleshooting
- 5 Warranty
- 6 Wireless Signature Pad
- 7 Scriptel mSign Features
- 8 About Scriptel
- 9 Documents / Resources
  - 9.1 References



**Scriptel ST1475 Electronic Signature Capture Hardware**



### “How Do I Connect It?”



- Start by inserting the USB cable into an unused USB port on your computer. No separate power connections are necessary.
- ScripTouch devices are often supported directly by software applications to enable electronic signature capture, meaning that driver support may already be available in your system and additional installation is not needed to start using your new signature pad.

### In Most Cases, You’re Done!

- It’s that simple!
- For information about Scriptel software, please see inside...

### “How Can I Tell if It’s Working?”

#### LCD Pads

When the pad is plugged into a USB port, the LCD displays the home screen.



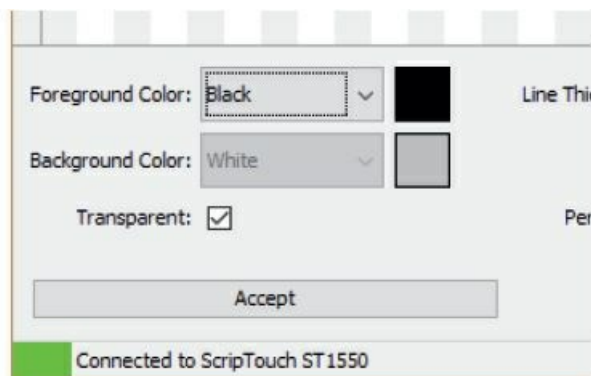
### Non-LCD Pads

These pads have no outward indicator that they are powered on.



### Testing Signature Capture

1. Open a browser and go to this address: [https://wiki.scriptel.com/w/ScripTouch\\_Sign\\_and\\_Save](https://wiki.scriptel.com/w/ScripTouch_Sign_and_Save).
2. Follow the Sign and Save installation instructions for your operating system (Windows or Mac).
3. Run Sign and Save.
4. When the software connects to the signature pad, which might take as long as one minute the first time you connect the pad to your PC, a bright green square will be displayed confirming the connection.



### Troubleshooting

#### EasyScript Signature Pads

1. Open a browser and go to: <https://wiki.scriptel.com/w/EasyScript>.

2. Read and follow the instructions in the “troubleshooting” section.

### **ProScript Signature Pads**

For help with your ProScript interface, please contact our technical support:

- PHONE: (877) 848-6824
- EMAIL: [support@my.scriptel.com](mailto:support@my.scriptel.com).
- TWEET: @ScriptelSupport.

### **Either Interface over Citrix, RDP, or VMWare**

- Contact our technical support team at the locations listed above.

### **How to Clean a Signature Pad**

- [https://wiki.scriptel.com/w/Cleaning\\_a\\_Scriptel\\_Signature\\_Pad](https://wiki.scriptel.com/w/Cleaning_a_Scriptel_Signature_Pad).



Thank you for buying a Scriptel ScripTouch Slimline 1×5 USB! We have a few words to get you started with using your purchase and to make you aware of the support we provide.

### **Check Inside the Box for...**

- One ScripTouch Desktop LCD ST1475/ST1476 signature pad unit with attached cordset.
- One Quick Start Guide (This piece of paper).

## Free PDF Signing! (and more...)



- You may well have an application that already uses signature pads, but did you know that, in addition, this same signature pad can be used to sign PDFs? Also, with a full digital signature, any changes to that PDF after the signature will be detected?
  - As a result of purchasing a Scriptel computer signature pad, you can do this for free as often as you want.
1. Download and install the free Adobe Reader from Adobe: <https://get.adobe.com/reader/>.
  2. Download and install our free ScripTouch Sign and Save plugin from the Scriptel website: <https://scriptel.com/support/plugins/adobe/>.
  3. Follow the installation and usage instructions to get fully secure PDF signing with your signature pad.

Furthermore, using Sign and Save, you can also sign Microsoft Word and Excel files, Google Docs and Sheets, OpenOffice Writer and Calc documents all for free!

## Warranty

- Scriptel Corporation offers a 3-year limited warranty from date of purchase on our signature pads (2-year limited warranty on ST1475/ST1476 units).
- If you see a cosmetic defect (one that affects the appearance, but not the function), please contact your point of purchase within 30 days of purchase and return it unused for replacement.
- For the legal language, including what is covered by our warranty and various disclaimers and limitations, please review our full warranty policy at <https://scriptel.com/warranty>. The warranty terms on the Scriptel website on the date of your purchase apply.
- Please feel free send an email to [warranty@scriptel.com](mailto:warranty@scriptel.com) at any time to get a copy of the warranty that was in effect when you bought your unit.
- If you need to make a warranty claim, you should first contact your point of purchase, or send an email to: [support@my.scriptel.com](mailto:support@my.scriptel.com), including: your serial number, your contact information, and a brief description of the problem.
- If you are located in the continental US, your unit may qualify for our industry-leading, overnight advanced unit replacement program (<https://scriptel.com/rapidcare/>).
- Contact your point of purchase to see if you qualify.

## Wireless Signature Pad



- Scriptel mSign Mobile is a signature capture application for Android and iOS devices.
- Signatures can be captured through a supported mobile device and used to sign in any Scriptel integrated application, such as our plugins for Adobe PDFs, Word and Excel files, our add-ons for Google Docs and Sheets, and software from third parties.




## Scriptel mSign Features

- Connects to Scriptel integrated software as a physical Scriptel ScripTouch ST1550/ST1551 signature pad.
- Android and iOS support.
- Supports color, different resolution, size, and aspect ratios
- Can replace or work alongside ANY Scriptel USB signature pad with mode selection on the mobile device.
- End-to-end encryption

Find out more and download a trial today:

<https://scriptel.com/mSign>.

## About Scriptel

-  35 years industry expertise
-  3 million+ solutions deployed worldwide
-  100% U.S. manufacturing, service and support

Based in Columbus, Ohio, Scriptel has been the leader in capacitive pen digitizing since 1982. We're the only maker of electronic signature pads that uses capacitive sensing technology; the same technology used in smartphones. Our ScripTouch electronic signature pads and custom OEM components for the retail point-of-sale and digital workflow markets deliver high reliability with unrivaled support.

## Our Website


<https://scriptel.com>

## For More Information

- [info@scriptel.com](mailto:info@scriptel.com)
- (877) 848-6824
- eCommerce:
- <https://scriptel.com/shop>

Copyright 2022, Scriptel Corporation, All Rights Reserved. Scriptel®, ScripTouch®, Assist™, EasyScript™, mSign®, OmniScript™, ProScript™, StaticCap™, and Sign and Save™, along with their associated logos, are the property of Scriptel Corporation.

## Documents / Resources

	<p><a href="#">Scriptel ST1475 Electronic Signature Capture Hardware [pdf] User Guide</a> ST1475 Electronic Signature Capture Hardware, ST1475, Electronic Signature Capture Hardware, Signature Capture Hardware, Capture Hardware, Hardware</p>
---	---

## References

- [Computer Signature Pads - Citrix Ready | Scriptel Corporation](#)
- [Adobe - Download Adobe Acrobat Reader](#)
- [Computer Signature Pads - Citrix Ready | Scriptel Corporation](#)
- [mSign: Wireless Signatures | Signature Capture Software](#)
- [ScripTouch RapidCare Solutions | Overnight Support](#)
- [Shop for E Signature Pads for Digital Handwritten Signature Software](#)
- [Adobe Add-On | Adobe Acrobat Plugins | Scriptel](#)
- [Scriptel's Warranty Program for Signature Capture Solutions](#)
- [Cleaning a Scriptel Signature Pad - Scriptel Wiki](#)
- [EasyScript - Scriptel Wiki](#)
- [ScripTouch Sign and Save - Scriptel Wiki](#)