



## 2023 Scott Lumen Eride Owner's Manual

[Home](#) » [SCOTT](#) » 2023 Scott Lumen Eride Owner's Manual 



Lumen Eride  
Owner's Manual



2023 SCOTT  
**LUMEN eRIDE MANUAL**

## Contents











- [1 2023 Scott Lumen Eride](#)
- [2 GEOMETRY & TECHNICAL DATA](#)
- [3 HEADSET ADJUSTMENT](#)
- [4 TWINLOC](#)
- [5 TQ SYSTEM MANUALS](#)
- [6 CABLE ROUTING](#)
- [7 SPARE PARTS](#)
- [8 MANUFACTURER'S GUARANTEE,](#)
- [9 Documents / Resources](#)
  - [9.1 References](#)
- [10 Related Posts](#)

## 2023 Scott Lumen Eride

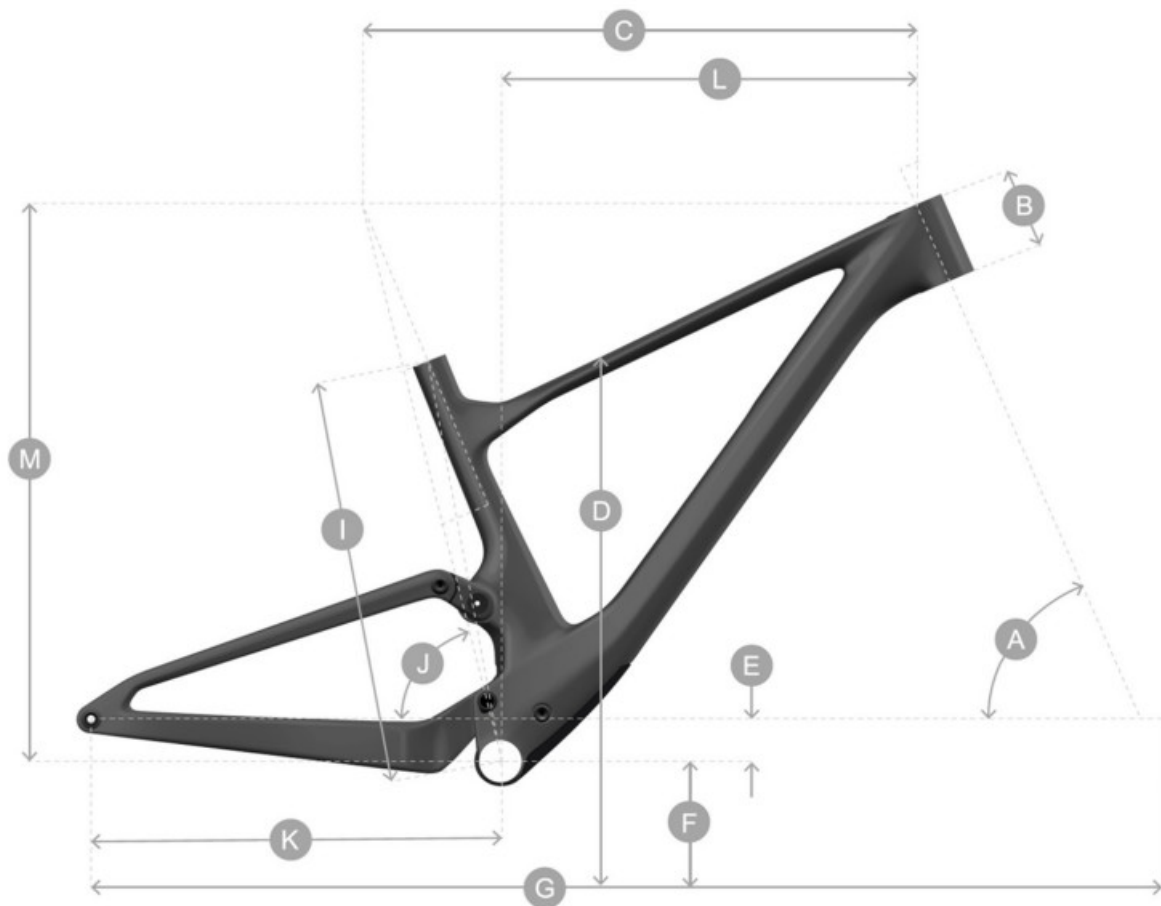
**THE LUMEN eRIDE SHOULD BE ADJUSTED EXACTLY TO THE RIDER FOR MAXIMUM SAFETY AND RIDEABILITY.**

**Please contact your authorized SCOTT dealer for advice in order to avoid technical problems or any harm.**

### LEGEND

	TORQUE REQUIRED		BEARING FIT REQUIRED
	NO GREASE REQUIRED		TORX TOOL SIZE
	GREASE REQUIRED		TORQUE AMOUNT
	CARBON GREASE REQUIRED		TASK DIFFICULTY
	THREADLOC REQUIRED		HEX TOOL SIZE

## GEOMETRY & TECHNICAL DATA




SEATPOST	mm	31.6
SEATPOST CLAMP	mm	34.9
TRAVEL	mm	130 Rr 150 Ft
SHOCK LENGTH	mm	165
SHOCK STROKE	mm	45
HARDWARE M.FRAME	mm	Trunnion
HARDWARE LINKAGE	mm	8 x 20
MAX ROTOR	mm	200 Rr 200 Ft
MAX CHAINRING	Tooth	36
MAX TYRE WIDTH	in	2.6
CHAINLINE	mm	55

	<b>MY23 LUMEN eRIDE</b>		<b>SM</b>	<b>MED</b>	<b>LG</b>	<b>XL</b>
A	Head tube angle	°	65.5	65.5	65.5	65.5
B	Head tube length	mm	110	110	120	135
C	Top tube horizontal	mm	562	589	620	645
D	standover height	mm	765	767	780	800
E	BB offset	mm	-38.5	-38.5	-39	-39
F	BB height	mm	339	339	339	339
G	Wheelbase	mm	1176	1206	1240	1270
I	BB center to TST	mm	415	440	480	520
J	Seat angle	°	76.8	77	77.2	77.5
K	Chainstay	mm	450	450	450	450
L	Reach	mm	416	446	476	501
M	Stack	mm	615	615	625	638
	Fork Length	mm	540	540	540	540
	Trail	mm	126	126	126	126

## LUMEN eRIDE

## GEOMETRY & TECHNICAL DATA CONT.



Please observe the maximum seatpost insertion so not to damage the frame.

Small: 150 mm Max Insertion

Medium: 175 mm Max Insertion

Large: 215 mm Max Insertion

X-Large: 255 mm Max Insertion



Please note that on the small sized frame it is only possible to use a 500 ml water bottle, with a side entry cage.

## HEADSET ADJUSTMENT



It is important to install the headset correctly depending on the set up required. There are two types of headset cups.


0° & 0.6° ( 64° & 65°) These can be identified from the stamp on the inner surface of the headset cup.

The headset is available in two options:


**288251 SYN HEADSET ZS56/28.6-ZS56/40 MTB 290060 SCO HEADSET CUP KIT SPARK 22**



Do not use a standard headset tool to remove these plastic headset cups.



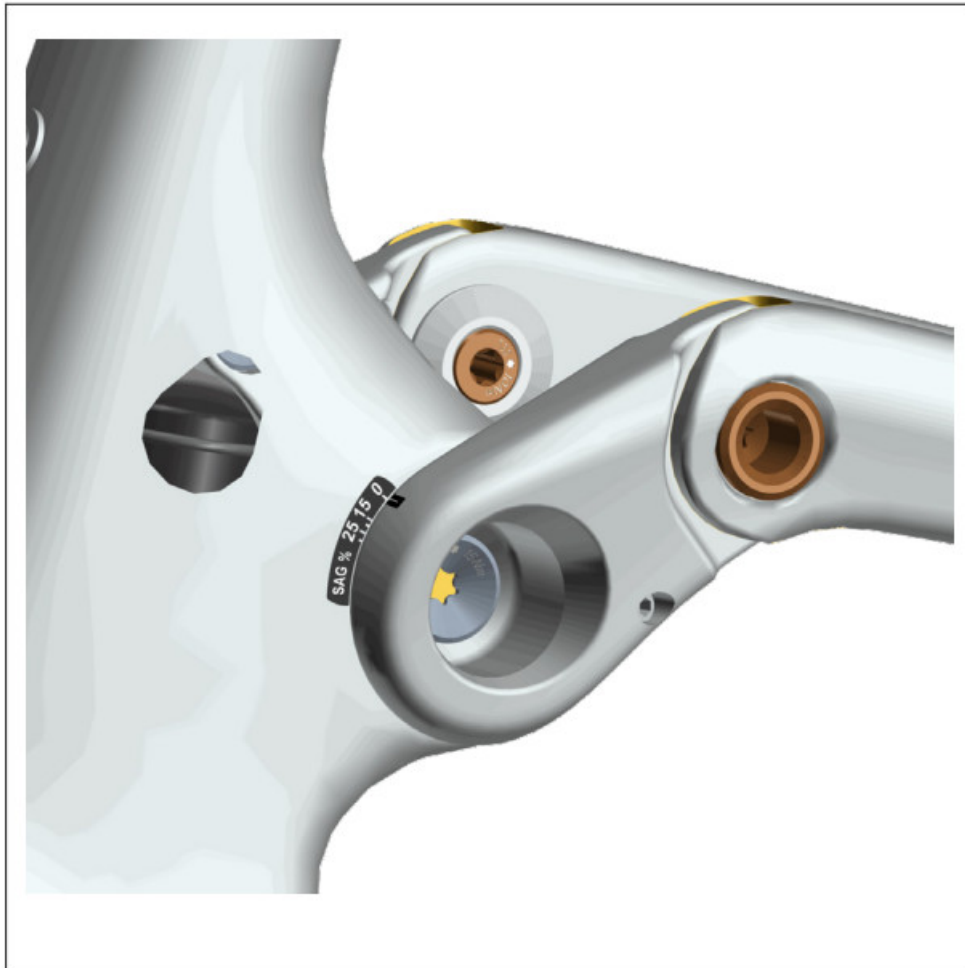
Slacker




Steeper

**SAG ADJUSTMENT**

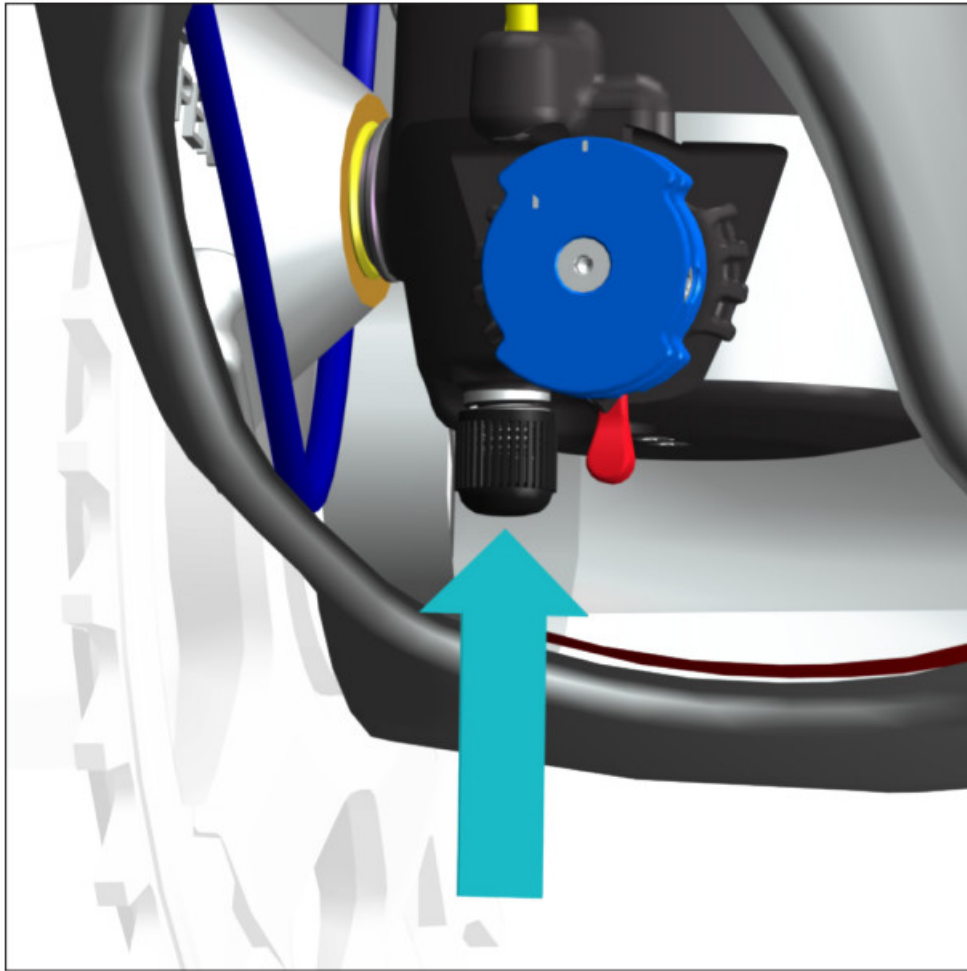




1. Wear your normal riding gear, set the sage meter to zero & the twinloc in the open position.



2. Gently sit on the bike allowing the sag meter to move. Once completed dismount the bike gently. Check the value.



If the sag value is not to your liking within the sag range indicated, adjust the shock pressure as indicated above.








You may need to use this specific valve extender depending on which shock pump you have. 297520  
**SCO eRIDE REAR SHOCK VALVE EXTENDOR 23**

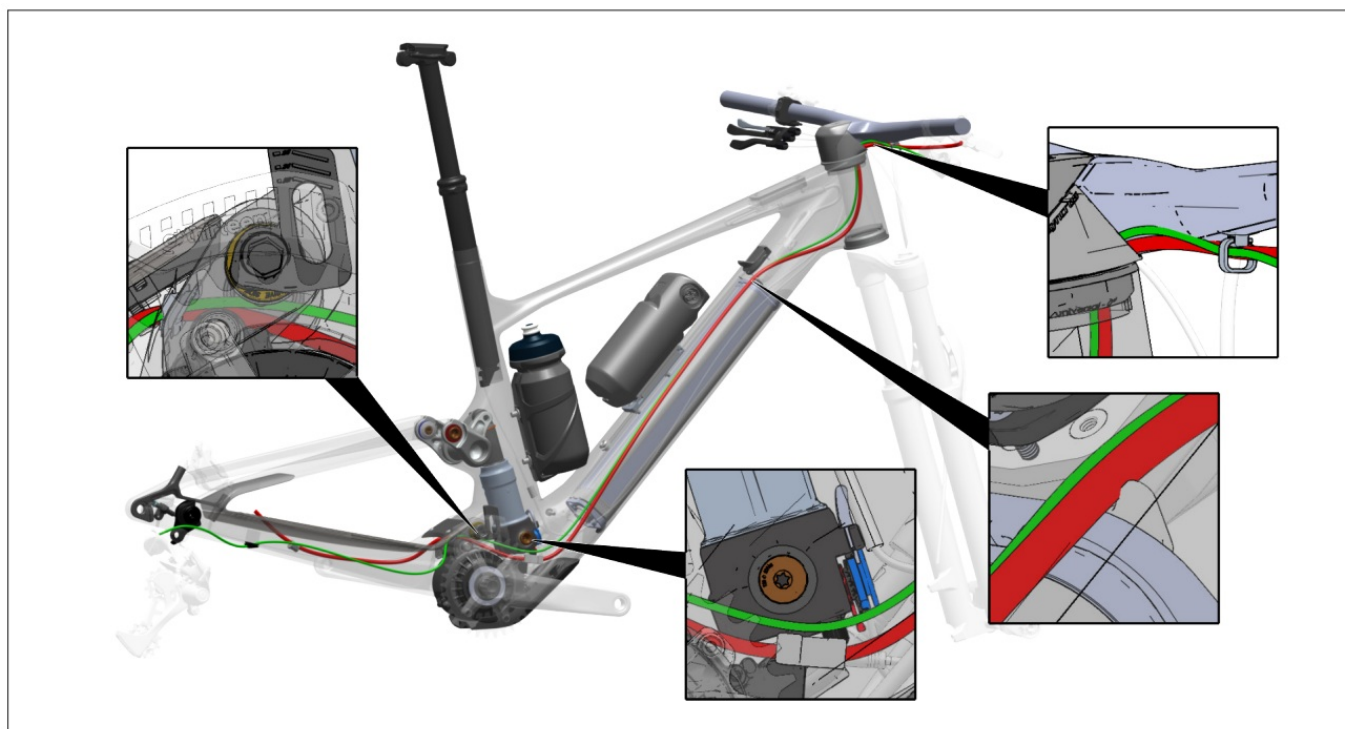
**TWINLOC**

LUMEN	NAME	PART NO.	CAM TYPE	DROPPER
LUMEN eRIDE 900 SL	TWINLOC TSP3	290009	BLUE CAM	YES
LUMEN eRIDE 900	TWINLOC TSP3	290009	BLUE CAM	YES
LUMEN eRIDE 910	TWINLOC TSP3	290009	BLUE CAM	YES

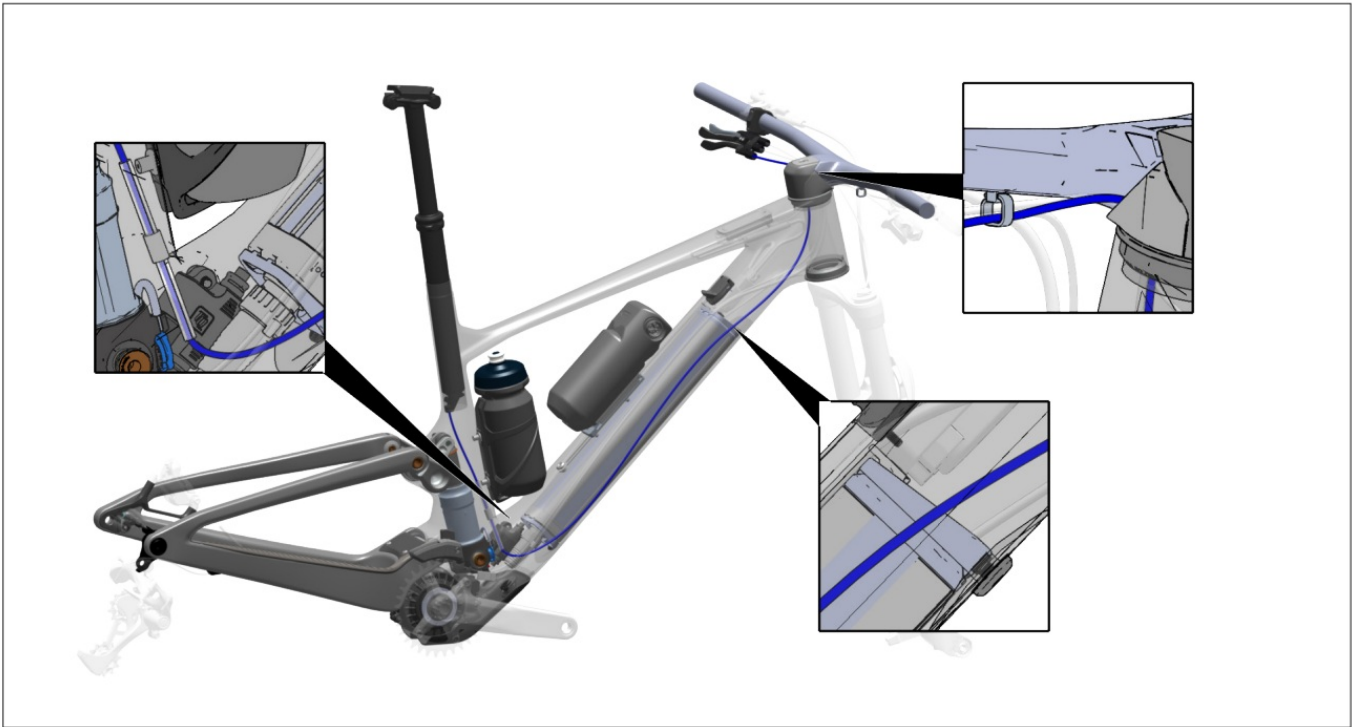
**TQ SYSTEM MANUALS**

Motor Manual	Display Manual	Charger Manual	Battery Manual	Range Extender Manual
				
<a href="https://asset-misc.scott-sports.com/TQ/TQ_Motor_Manual_Multi_2006386.pdf">https://asset-misc.scott-sports.com/TQ/TQ_Motor_Manual_Multi_2006386.pdf</a>	<a href="https://asset-misc.scott-sports.com/TQ/TQ_Display_Manual_Multi_2006385.pdf">https://asset-misc.scott-sports.com/TQ/TQ_Display_Manual_Multi_2006385.pdf</a>	<a href="https://asset-misc.scott-sports.com/TQ/TQ_Charger_Manual_Multi_2006384.pdf">https://asset-misc.scott-sports.com/TQ/TQ_Charger_Manual_Multi_2006384.pdf</a>	<a href="https://asset-misc.scott-sports.com/TQ/TQ_Battery_Manual_Multi_2006383.pdf">https://asset-misc.scott-sports.com/TQ/TQ_Battery_Manual_Multi_2006383.pdf</a>	<a href="https://asset-misc.scott-sports.com/TQ/TQ_Range_Extender_Multi_2006387.pdf">https://asset-misc.scott-sports.com/TQ/TQ_Range_Extender_Multi_2006387.pdf</a>

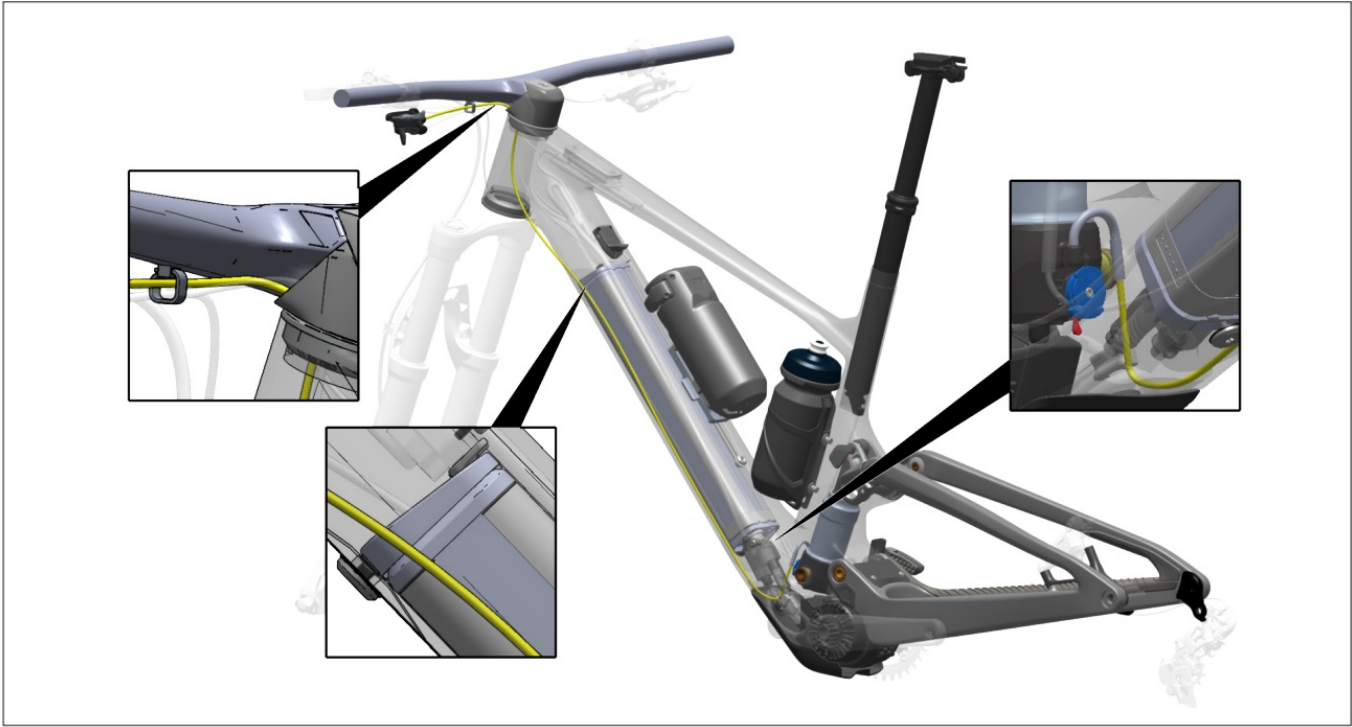
## CABLE ROUTING



## Rear Brake & Rear Derailleur

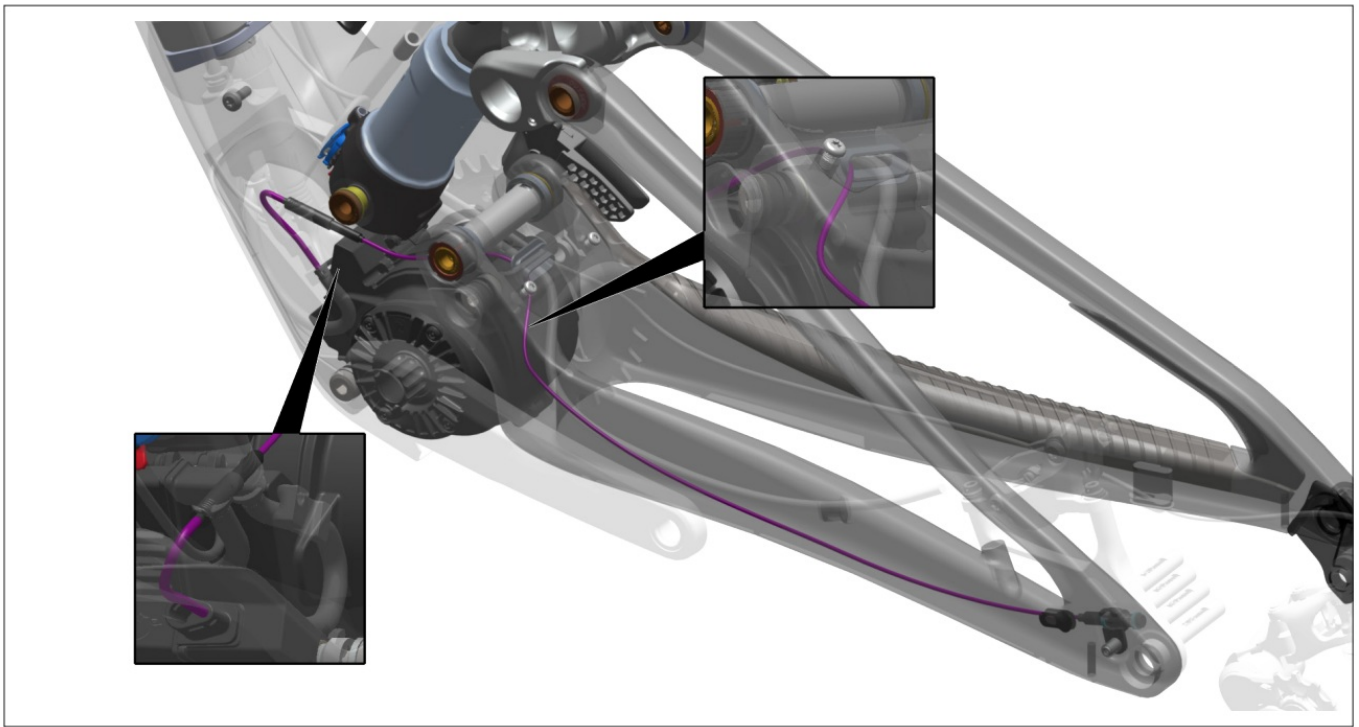


Dropper Seatpost

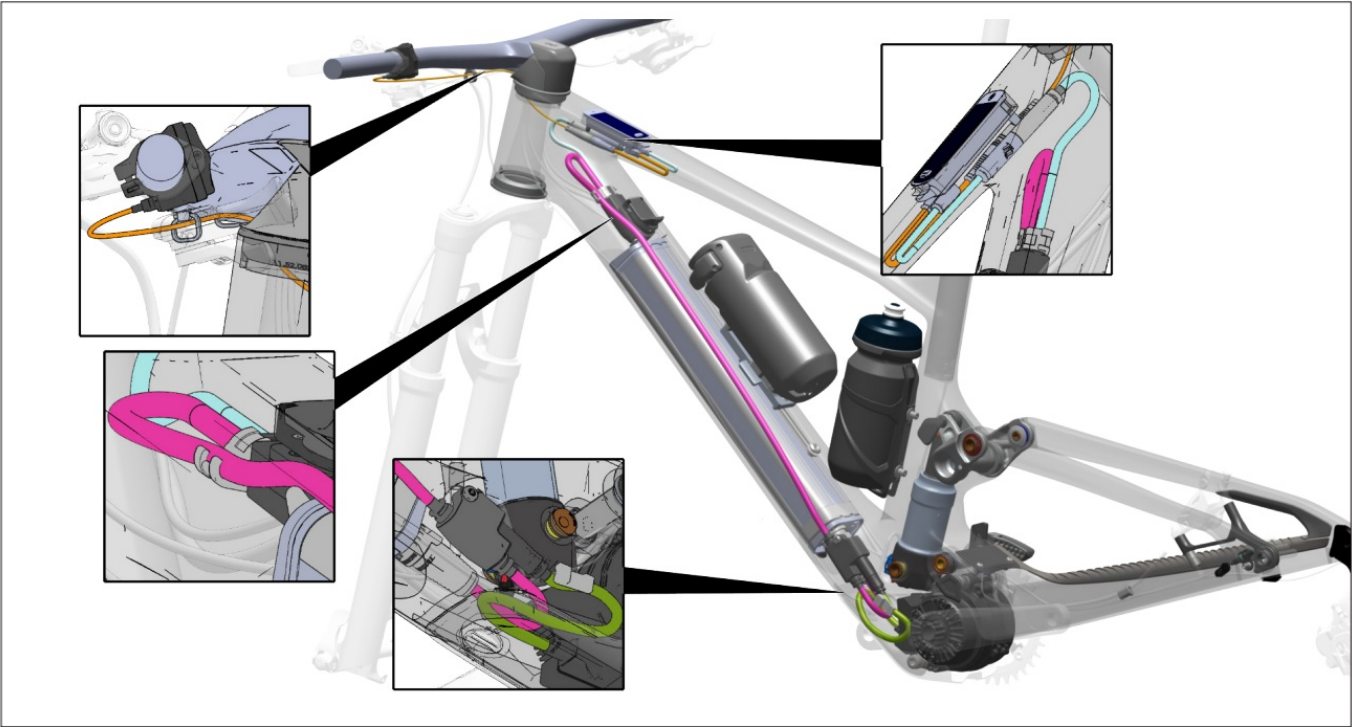


Twinloc



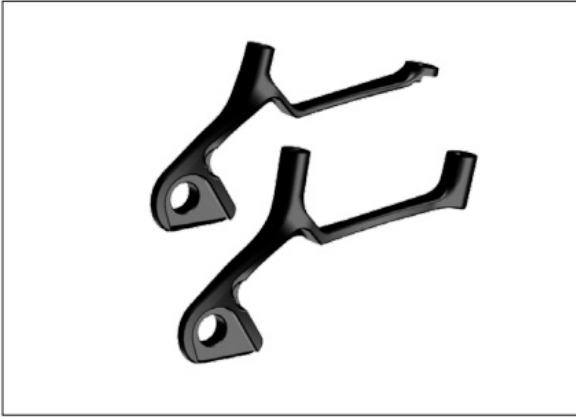


Speed Sensor




TQ System

**SPARE PARTS**



297265 SCO eRIDE BRAKE MOUNT LUMEN 23




290054 SCO HANDLEBAR CABLEGUIDE KIT MTB IC 22




297270 SCO eRIDE CABLEGUIDE/COVER KIT LUMEN 23



297269 SCO eRIDE SHOCK COVER LUMEN 23



97516 SCO eRIDE INTERNAL CABLEGUIDE 23



420010 SCO LUMEN eRIDE 23 CS/ST PROTECTOR



297266 SCO eRIDE CHAINGUIDE LUMEN 23



286000 SCO DROPOUT SRAM UDH 21  
297671 SCO DROPOUT SHIMANO UDH DM 23



290016 SCO AXLE RWS 148X12 SPARK PLUG 22




290059 SCO STEM SPACER/TOP CAP SY MTB XC 22  
290057 SCO STEM SPACER/TOP CAP SY MTB COMBO 22  
290058 SCO STEM SPACER/TOP CAP SY MTB DC 22






290056 SCO HEADSET SPACER KIT IC MTB 22



297673 SCO MAIN PIVOT SPARK 22/LUMEN 23



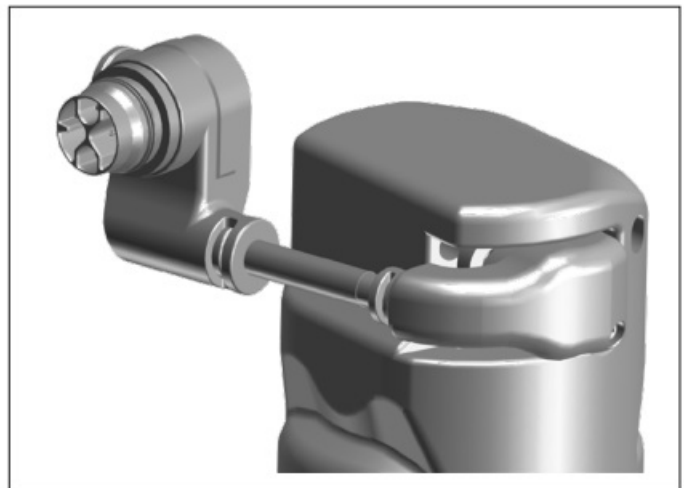
292668 BLD SHOCK NOODLE LINKIN 22



294540 SCO eRIDE TQ RANGER EXTENDER HOLDER



294537 SCO eRIDE TQ RANGE EXTENDER



294537 SCO eRIDE TQ RANGE EXTENDER

	
<p>294767 SCO eRIDE LINKAGE BAR INNER LUM EN 23</p>	<p>296209 SCO eRIDE TQ SPEEDSENSOR 23</p>
	
<p>296217 SCO eRIDE TQ LOCKRING SET 23</p>	<p>296216 SCO eRIDE TQ H-BAR REMOTE SET 23</p>

## MANUFACTURER'S GUARANTEE,

When purchasing a new SCOTT bicycle from an authorized SCOTT dealer, SCOTT grants a manufacturer's guarantee subject to the following provisions.

### CONDITIONS

The manufacturer's guarantee is only granted to the first-time buyer of a SCOTT bicycle who has purchased it from an authorized SCOTT dealer. The manufacturer's guarantee only applies if the bicycle is registered to the first buyer at [www.scott-sports.com](http://www.scott-sports.com) within ten days of purchase.

### DURATION

The manufacturer's guarantee is granted from the date of purchase for a period of five years on bicycle frames and rear ends. The guarantee period is reduced to three years, if the SCOTT bicycle is not serviced at least once a year by an authorized SCOTT dealer. Maintenance services must be carried out in accordance with the maintenance instructions in the SCOTT manual and must be confirmed there by the stamp and signature of the authorized SCOTT dealer.

For frames and rear ends of Category 5 bicycle models and for rigid forks manufactured by SCOTT, the duration of the manufacturer's guarantee is limited to two years.

If a defect on the SCOTT bicycle is remedied within the scope of a manufacturer's guarantee or a warranty claim, the duration of the manufacturer's guarantee is not extended. The manufacturer's guarantee ends, when the first-time buyer transfers ownership of the SCOTT bicycle to a third person.

### ASSERTION

The manufacturer's guarantee is provided by SCOTT Sports SA, Route du Crochet 11, 1762 Givisiez,

Switzerland. The buyer must inspect the SCOTT bicycle immediately after purchase and notify his authorized SCOTT dealer at once in writing of any obvious defects. Hidden defects must be reported immediately after their discovery. In the event of a guarantee claim, the SCOTT bicycle must be handed over to an authorized SCOTT dealer. The latter will contact SCOTT to remedy the defect. The assertion of a guarantee claim always requires the presentation of the original proof of purchase as well as the proof of maintenance service in the SCOTT manual.

Performance of SCOTT in the event of a guarantee claim

In the event of a guarantee claim, SCOTT will, at its own discretion, repair the defect or replace the defective product with a product of similar quality, whereby colour and model deviations are possible. If a repair or replacement is not possible, a purchase price refund will be made taking into account previous use. SCOTT is entitled to commission third parties to remedy the defect.

#### **LIMITATIONS**

The manufacturer's guarantee applies exclusively to frames, swingarms and rigid forks of SCOTT bicycles. Bicycle components are excluded from this manufacturer's guarantee.

The manufacturer's guarantee does not apply to normal wear and tear, damage caused by accidents or other excessive force on the SCOTT bicycle, corrosion, improper maintenance, incorrect assembly and assembly of unsuitable components or accessories as well as cosmetic defects, for example in the varnish.

The manufacturer's guarantee does not apply to SCOTT bicycles that have been used in a rental shop.


#### **MISCELLANEOUS**

These manufacturer's guarantee provisions apply to all SCOTT bicycles as of model year 2023.

Statutory warranty rights of the buyer and guarantees of component manufacturers (Shimano, SRAM etc.) remain unaffected by this manufacturer's guarantee.

The place of jurisdiction for all disputes in connection with this manufacturer's guarantee is Freiburg, Switzerland.

This manufacturer's guarantee is subject to Swiss law to the exclusion of all legislation that refers to foreign law.

 <b>SCOTT</b> Bike Warranty Periods					
	Year 1	Year 2	Year 3	Year 4	Year 5
SCOTT Bikes					
Gambler, Voltage FR, Volt-X					
Regular Warranty Period					
Option for prolongation according to maintenance intervals shown in manuals attached to bikes					

© SCOTT Sports SA 2023. All rights reserved.

The information contained in this manual is in various languages  
but only the English version will be relevant in case of conflict.

P.E.D Zone C1, Rue Du Kiell 60 | 6790 Aubange | BelgiumDistribution: SSG (Europe) Distribution Center SA

SCOTT Sports SA | 11 Route du Crochet | 1762 Givisiez | 2022 SCOTT Sports SA [www.scott-sports.com](http://www.scott-sports.com)

Email:

[webmaster.marketing@scott-sports.com](mailto:webmaster.marketing@scott-sports.com)



**Documents / Resources**



[SCOTT 2023 Scott Lumen Eride](#) [pdf] Owner's Manual  
2023 Scott Lumen Eride, 2023, Scott Lumen Eride, Lumen Eride, Eride

## References

- [sports.com](#)
- [scott-sports.com](#)

Manuals+.