


Scorekeeper NG-LITE How to Use



Scorekeeper NG-LITE How to Use User Manual


[Home](#) » [Scorekeeper](#) » Scorekeeper NG-LITE How to Use User Manual 

Contents

- 1 Scorekeeper NG-LITE How to Use
- 2 Specifications
- 3 How to use Scorekeeper NG-LITE & PRO
- 4 Documents / Resources
 - 4.1 References



Scorekeeper NG-LITE How to Use



Specifications

- Product Name: Scorekeeper NG-LITE & PRO
- Features: Scorekeeping for archery competitions
- Compatibility: Works with iOS and Android devices
- Setup: QR code scanning

Setting Up

1. To begin, select “Setup app using a QR code.”
2. Scan the QR code on the scorecard paper.
3. After scanning the QR code, press Save.

Entering Scores

1. Select the archer to input scores.
2. Enter the arrow scores.
3. Once the scores for all arrows are entered, the App will return to the main menu.
4. Repeat the same steps for each archer.

Editing Scores

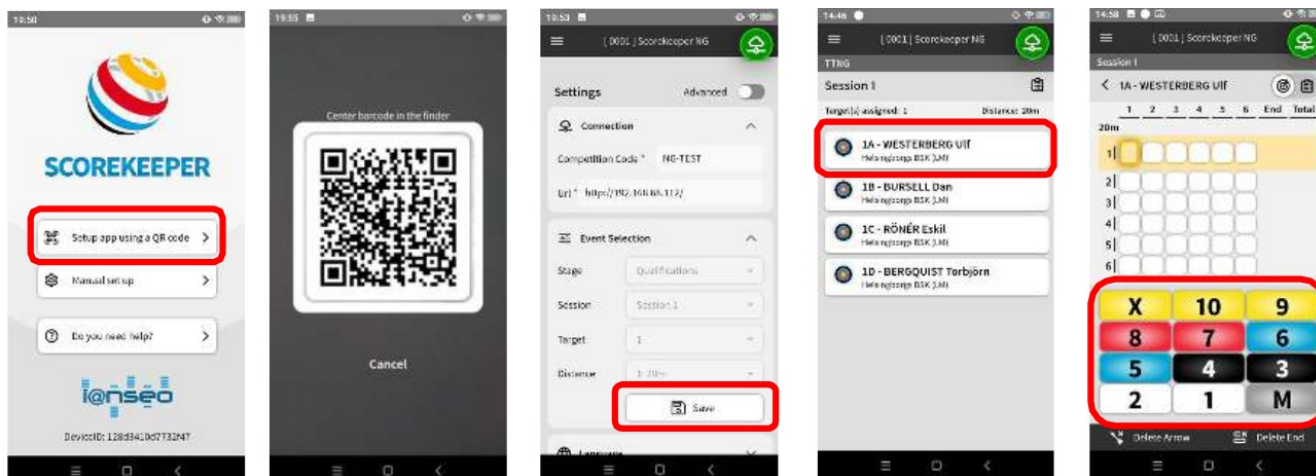
1. If corrections are needed, simply select the archer whose score needs to be changed.
2. Select the score to be changed and enter the new score.
3. After making changes, press the back button.

Viewing Scores

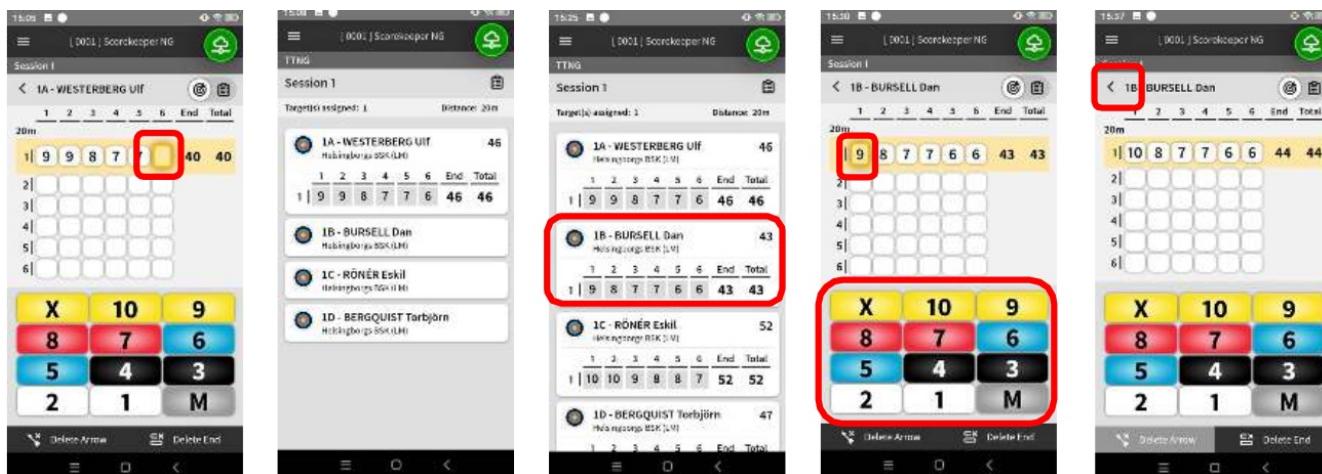
1. You can view scores at any time.
2. To view scores, press the designated button.
3. After viewing, press the back button.

How to use Scorekeeper NG-LITE & PRO

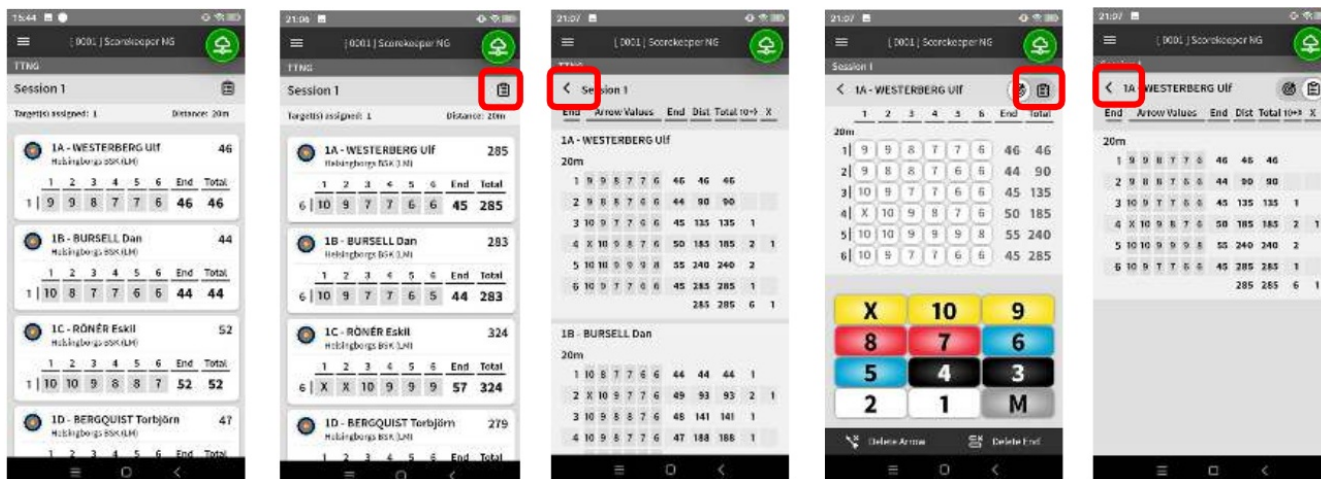
- To start, you have to choose the Setup app using a QR code.



- Scan the QR code on the paper score.
- After Scanning the QR code, press Save.
- Choose an archer to enter the score.



- Input the child's score arrow.
- After entering the child's score last arrow, the App will Back to The main menu.
- Repeat the steps same for each archer.
- If you want to do it correction, just choose the archer who wants to change the score.
- Select a score that wants to be changed and select a score that wants to be entered.
- Once finished, the Push Button comes back.
- You will Back to The main menu.



- You can look at the score at any time.
- After done, press the button Come back.
- To see the score, Push Button the said.
- Once finished, Push the Button Come back.

Documents / Resources



[Scorekeeper NG-LITE How to Use \[pdf\]](#) User Manual
NG-LITE How to Use, How to Use, Use

References

- [User Manual](#)

[Manuals+](#), [Privacy Policy](#)

This website is an independent publication and is neither affiliated with nor endorsed by any of the trademark owners. The "Bluetooth®" word mark and logos are registered trademarks owned by Bluetooth SIG, Inc. The "Wi-Fi®" word mark and logos are registered trademarks owned by the Wi-Fi Alliance. Any use of these marks on this website does not imply any affiliation with or endorsement.