



## SCITOO Tow Mirrors FAQ Booklet User Manual

[Home](#) » [SCITOO](#) » SCITOO Tow Mirrors FAQ Booklet User Manual 

### SCITOO Tow Mirrors FAQ Booklet User Manual



Please browse the booklet before buying, maybe it only takes about 1 minute, but can solve your doubts and dispel your worries, let you know more about this product and reduce the occurrence of wrong buying/not installing/small faults.

#### Contents

[1 Tow Mirrors FAQ Booklet](#)

[2 Documents / Resources](#)

[3 Related Posts](#)

### Tow Mirrors FAQ Booklet

**Question 1 : How to Adjust your Towing Mirror?**

## Answer 1 :

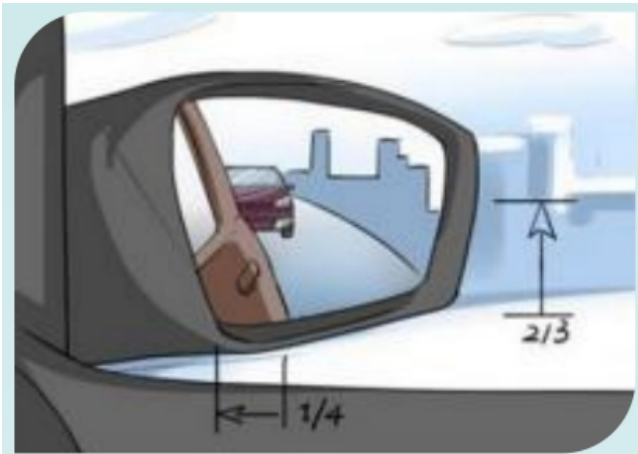
### 1. Adjust the left side mirror

Since the left side towing mirror is close to the driver, for the left side, the horizon image in the left side mirror is mainly adjusted to the center of the mirror, while ensuring the left side body image adjust to occupy  $\frac{1}{4}$  of the area on the right side of the mirror, that is, one-half of the sky and the ground, and one-quarter of the body.



### 2. Adjust the right side mirror

Because the right side of the car is far away from the driver, the blind spot is larger. So for the right side, the up and down position is mainly to place the horizon at the  $\frac{2}{3}$  position of the mirror surface. The left and right positions can also be adjusted so that the body occupies  $\frac{1}{4}$  of the mirror surface area.



### 3. Adjust the central towing mirror

Adjust the standard of the central towing mirror, mainly with the horizon as a reference, so that the horizon can be placed in the center of the mirror.



**Question 2 : What time do your Towing Mirror need to be replaced?**

## Answer 2 :

1. If your towing mirror got serious damaged, such as the mirrors arms are broken, or the image of your mirror was badly distorted, it's time to replace it with a new towing mirror.

- Broken Mirror Arm




- Distorted Image



2. If your towing mirror is in serious vibration so that it affects your vision when driving, you must replace your mirror at once, Otherwise, it will endanger your security

**Note:** Slight vibration is normal when driving, or you can use tools to tighten the screws to improve the situation.

### Broken Mirror Glass



3. If your towing mirror is slightly scratched on your mirror glasses or just the mirror glasses are broken, you need replace the mirror glasses only.

### Question 3 : Why some functions of towing mirrors do not work for my truck?

#### Answer 3 :

- Firstly, check if the wiring diagram is properly connected or incorrectly connected, reconnect it and try it again;
- Then, you can email us for a new wiring diagram, because the previous wiring diagram may have been replaced;
- Lastly, after check above two steps, if your towing mirror doesn't still work, you can also email us to require a new replacement or full-amount refund for your preference.

**Note:** Before placing an order, please make sure that your vehicle has the options listed.

### Question 4 : How to Install a New Towing Mirror?

#### Answer 4 :

1. Remove the plastic plate fixing screw from the car with a screwdriver;



2. Remove the plastic plate to see the rear view mirror and the fixing screw of the door, and use a screwdriver to remove the screw;



3. Install the new towing mirror out of the window and connect the power cord;



4. Lock the door and fix the screws, then move the plastic plate to the original position and lock the screws. Moreover, you can also visit YouTube website to look over some installation videos to install your new to wing mirrors, by searching “instillation for year+make/model+towing mirrors”.



#### Question 5 : How to check whether the towing mirrors match my vehicle?

##### Answer 5 :

- First of all, check if the year, make, model of our towing mirrors are matched with your original ones; if matched, secondly check the towing mirror functions listed on our listings are consistent with what you want. If these are compatible with your vehicle, you can place an order with assurance.
- If you are not sure about how to choose correct towing mirrors, you could also email to us, attached with the mirror information like year, make, model, we are pleased to provide your some good recommendations according to your requirements

#### Amazon Confirmed Fit Chart

amazonconfirmedfit	✓ This fits	1999 Ford F-250 Super Duty	See similar products that fit this vehicle.
amazonconfirmedfit	! This does not fit	2009 Ford F-250 Super Duty	See similar products that fit this vehicle.

#### Technical Details



Manufacturer	SCITOO
Brand	SCITOO
Item Weight	19 pounds
Product Dimensions	21.46 x 20.08 x 15.55 inches
Item model number	050919-5206-1555201
Is Discontinued By Manufacturer	No
Exterior	Metallic Finish
Manufacturer Part Number	050919-5206-1555201
Mirror Adjustment	Power
Position	Outside
Heated	TRUE
Mirror Lens Type	Convex and Flat
Bulb Type	LED
Special Features	Power Heated Led Smoke Signal Lights
Mirror Lighting Type	Turn Signal Indicator
Lift Type	Power
Voltage	12 Volts

## Product Description

<p>These Towing Mirrors Are Fitting For These Following Vehicle:</p> <p>1999-2007 For Ford For F250 Super Duty</p> <p>1999-2007 For Ford For F350 Super Duty</p> <p>1999-2007 For Ford For F450 Super Duty</p> <p>1999-2007 For Ford For F550 Super Duty</p>	<p>These Functions Of Mirrors:</p> <p>Power Adjusted(Lens)</p> <p>Heated Function</p> <p>Turn Signal light</p> <p>Manual Folding</p> <p>Manual Telescoping</p> <p>Chrome Mirror Cap</p>
--	---

## Question 6 : How can I do if I'm dissatisfied with towing mirrors ordered?

### Answer 6 :

- After you receive the package, if the towing mirror is not what you want, you can immediately contact our customer service team and we will offer you a full refund or new replacement.
- However, it is worth noting that the full refund is issued when you receive the product without using it, or the mirror is damaged due to force majeure such as rough handling during transportation.
- In addition, if you have any problems troubled you during using, such as wire connection problems, installation problems, some parts are missing and damaged etc., you can also email us and we will provide you with best solutions.

## Question 7 : When I received the mirror, I found the driver side mirror cover was broken, what should I do?

### Answer 7:

If some of following situation troubled you when you received the mirror or even after a period of use, such as:


- **a.** the mirror glasses are broken, scratched or distorted;
- **b.** the mirror covers, lamp covers are broken;

- **c.** the bulbs are bad or not lighting;
- **d.** some parts are missing;

Please be rest assured for any above situation, if happened, you can contact us directly, we will arrange new parts replacements sent to you for free.



**Documents / Resources**

	<p><a href="#">SCITOO SCITOO Tow Mirrors FAQ Booklet</a> [pdf] User Manual SCITOO Tow Mirrors FAQ Booklet, Tow Mirrors FAQ Booklet, FAQ Booklet</p>
---	---

Manuals+.