



Scentos Clean Colouring Creatures Set Instructions

[Home](#) » [Scentos](#) » Scentos Clean Colouring Creatures Set Instructions 

Scentos Clean Colouring Creatures Set Instructions

		SCENTOS Instruction Sheets		<input type="checkbox"/> RENDER
Artist M. Gish	Client UK	Date 03/22/23	Manager TR	<input checked="" type="checkbox"/> PRODUCT
PACKAGING STYLE CLEAN COLOURING		<input type="checkbox"/> PRESS READY	<input type="checkbox"/> RESEND	<input type="checkbox"/> PACKAGE
Manager Approval				
PERFORMANCE SPECIFICATIONS				
Product must always function as per approved sample				

SOLID	SOLID	SOLID	SOLID
1	2	3	4
CYAN	MAGENTA	YELLOW	BLACK

LINE GUIDE	
	= DIELINE (CUTCONTOUR1)
	= INNER CUT
	= CREASE
	= PERFORATION
	= OSCILLATING CUT
	= KISS CUT (CUTCONTOUR2)





INSTRUCTION SHEET


Here are some tips and tricks for unlocking the wonder that is Clean Colouring™ technology! Please work on a flat surface with good lighting and follow this sheet to ensure the best results.

MARKERS


Clean Colouring™ magic markers will only colour on Clean Colouring™ magic marker pages!



1. For each section, colour slowly and carefully in a single layer for even pigment.



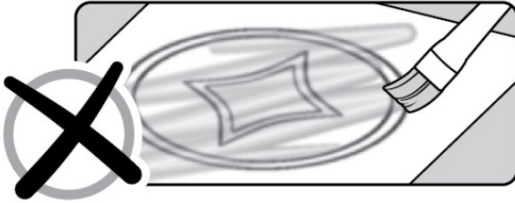

2. After colouring, the pigment will magically become more vibrant over time!



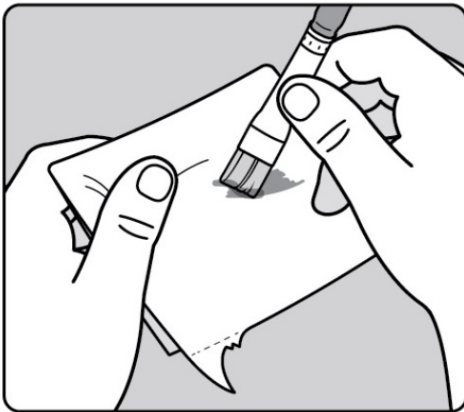
3. Complete colouring each section, then display your amazing new artwork!

GEL


Clean Colouring™ magic gel will only colour on Clean Colouring™ magic gel pages!



1. Use a small amount of magic gel and paint each section, avoiding the black lines.




2. Wipe your brush through a paper towel to get rid of any pigment.



3. Complete painting each section, then display your incredible new artwork


STICKERS

Reveal Clean Colouring™ sticker colours in one of two ways!



Colour using the magic markers for maximum vibrancy

OR



Scratch the surface with a thick piece of plastic or paper for a pastel look




Contents

[1 Documents / Resources](#)

[1.1 References](#)

Documents / Resources

	<p>Scentos Clean Colouring Creatures Set [pdf] Instructions</p> <p>Clean Colouring Creatures Set, Colouring Creatures Set, Creatures Set, Set</p>
--	---

References

- [User Manual](#)

[Manuals+](#), [Privacy Policy](#)

This website is an independent publication and is neither affiliated with nor endorsed by any of the trademark owners. The "Bluetooth®" word mark and logos are registered trademarks owned by Bluetooth SIG, Inc. The "Wi-Fi®" word mark and logos are registered trademarks owned by the Wi-Fi Alliance. Any use of these marks on this website does not imply any affiliation with or endorsement.