



SCANGRIP 6103C CONNECT Work Light Range Instructions

[Home](#) » [SCANGRIP](#) » SCANGRIP 6103C CONNECT Work Light Range Instructions 

Contents

- [1 SCANGRIP 6103C CONNECT Work Light Range](#)
- [2 Accessories](#)
- [3 SPECIFICATIONS](#)
- [4 USE](#)
- [5 BATTERY COMPLIANCE](#)
- [6 USB POWER OUTLET](#)
- [7 MANUFACTURER'S WARRANTY](#)
- [8 Documents / Resources](#)
 - [8.1 References](#)
- [9 Related Posts](#)



SCANGRIP 6103C CONNECT Work Light Range



BATTERY, CHARGER, CONNECTORS AND POWER SUPPLY ARE SOLD SEPARATELY

SCANGRIP CONNECTORs for 18V battery packs



- BOSCH – 03.6140C
- BOSCH GREEN – 03.6141C
- DEWALT – 03.6142C
- EINHELL – 03.6143C
- FEIN – 03.6144C
- FESTOOL – 03.6153C
- FLEX – 03.6145C
- HAZET – 03.6146C
- HIKOKI – 03.6147C
- INGERSOLL – 03.6152C
- MAKITA – 03.6148C
- MILWAUKEE – 03.6149C
- RIDGID – 03.6154C

- SNAP-ON – 03.6151C
- WÜRTH – 03.6150C

Accessories



POWER SUPPLY
03.6123C



CAS BATTERY
12V 4.0 Ah
03.6120

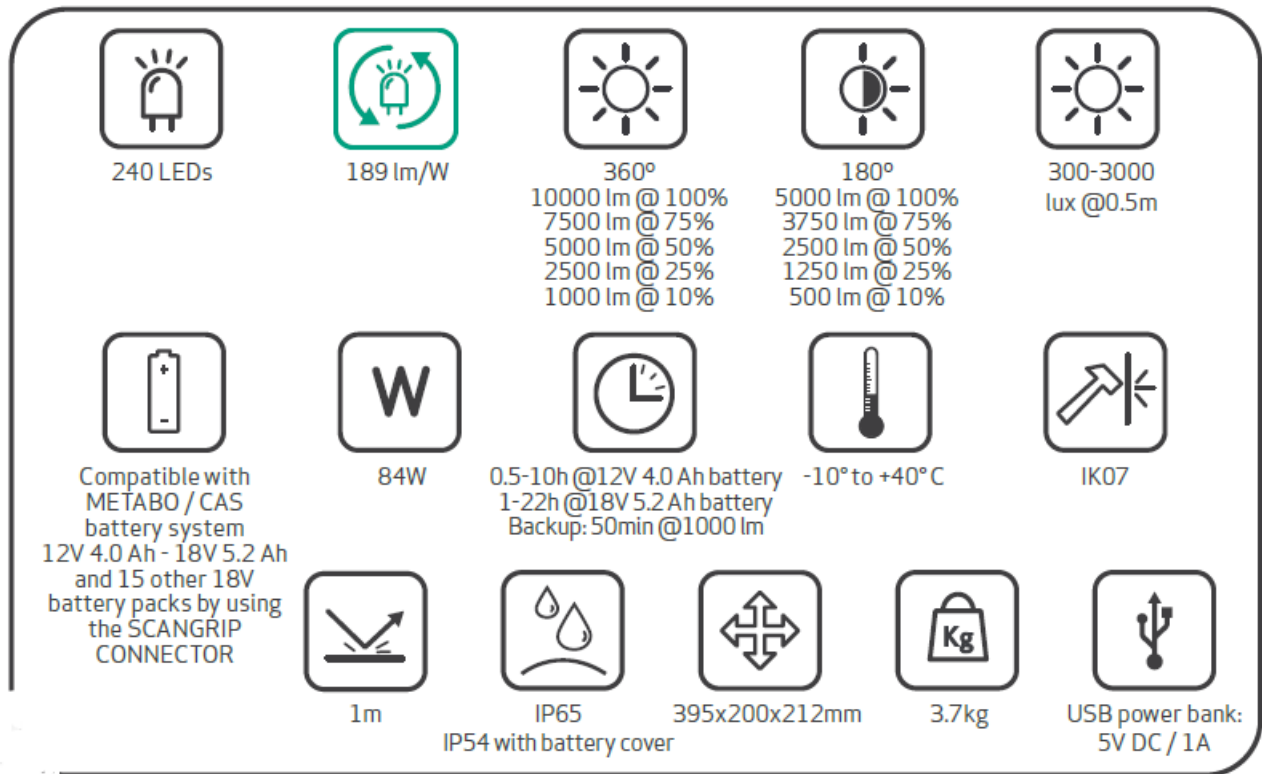


CAS BATTERY
18V 5.2 Ah
03.6121



CAS CHARGER
03.6122

SPECIFICATIONS



WARNING – RISK OF FIRE:

Minimum distance from lighted objects 0.1m

WARNING:

- Always respect applicable legislation for working with electrical equipment in order to reduce the risk of accidents.
- Avoid looking directly into the beam of light, as this will result in dazzling.
- Do not use the lamp near a naked frame.
- Protect the mains cable from oil, heat and sharp edges.
- Internal backup battery must be replaced with an original SCANGRIP battery.
- Do not leave the battery at, as this could render it INCAPABLE of being charged again.
- The light source of this luminaire is not replaceable; when the light source reaches its end of life the whole luminaire shall be replaced.
- Luminaire is only suitable for direct mounting on non-combustible surfaces.
- The luminaire is designed to work with all Metabo CAS battery packs.
- If the lamp is disconnected from mains and the battery is discharged, push the power button to enable internal back up battery. 10% LED will blink to indicate back up mode.

THE PROCESS TO DELETE THE PIN CODE IS:

- Turn on the Bluetooth function.
- Press the Bluetooth button for 10 second.
- The pin code is reset.

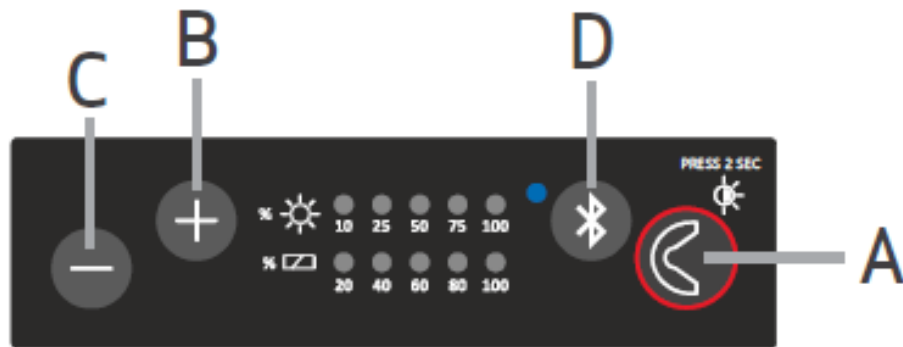
INTEGRATED BLUETOOTH LIGHT CONTROL:

- Turn lamp on/off or adjust lamp output.
- Connect, up to 4 lamps together.
- Assign a pincode to prevent other users from controlling the lamp.

Compliant with iOS 10.3 or higher and Android 5.0 or higher.

Go to iTunes App Store, Google Play or download the app from our website.

USE



- To turn the lamp on or off, press the A button.
- To increase the brightness, press the B button.
- To decrease the brightness, press the C button.
- When the brightness level is changed, the new value is saved, and the lamp will start at that level the next time it is turned on.
- To change from 360° mode to 180° mode and vice versa, press and hold the button for 2 seconds.
- To enable/disable Bluetooth, press the D button.

THE LAMP HAS THREE DIFFERENT IP RATINGS DEPENDING ON THE USE:

- IP65 when used with a Scangrip power supply.
- IP54 When the battery cover is mounted and closed.
- IP30 When the battery cover is removed and using an external battery

BATTERY COMPLIANCE

- The work light is designed to be used with Metabo CAS batteries.
- The lamp is also compatible with 3rd party 18V batteries by using the SCANGRIP CONNECT system.
- It will accept the following battery voltages; 12V and 18V.
- It is possible to use a Scangrip power supply instead of a battery.
- When using a Scangrip power supply the battery cover must be removed.

USB POWER OUTLET

- **Built-in USB** power outlet to charge mobile devices.
- **Output:** 5V, 1A
- The USB outlet is disabled when the lamp is in backup mode.

DISPOSAL

Discarded electrical products must not be disposed of together with household waste. Please use recycling facilities. Ask your local authority or retailer for advice on recycling.

- The battery must be removed from the device before it is broken up
- The device must be disconnected from the mains when the battery is removed
- Please dispose of the battery safely


MANUFACTURER'S WARRANTY

Information for customers in Australia and New Zealand only

- This SCANGRIP product is guaranteed for a period of 2 (two) years from date of purchase. This guarantee shall become invalid if the product has been misused, tampered with or accidentally damaged.
- If the product is defective, we undertake to repair or replace the product or any part of it that is defective; or wholly or partly recompense you if they are defective.
- This guarantee is in addition to other rights and remedies available to consumers, all of which are given by us to you if you are a consumer. Our goods come with guarantees that cannot be excluded under the Australian or New Zealand
- Consumer Law. You are entitled to a replacement or refund for a major failure and for compensation for any other reasonably foreseeable loss or damage. You are also entitled to have the goods repaired or replaced if the goods fail to be of acceptable quality and the failure does not amount to a major failure.
- If you wish to make claim, please return this product to the original place of purchase together with your purchase receipt or go to our website www.scangrip.com and fill out the claim form.

DESIGNED BY SCANGRIP
IN DENMARK EU DESIGN PATENT PEN NO. 213346
SCANGRIP A/S Rytterhaven 9 DK-5700 DENMARK
SCANGRIP.COM

Documents / Resources

	<p>SCANGRIP 6103C CONNECT Work Light Range [pdf] Instructions 6103C, CONNECT Work Light Range, Work Light Range, Light Range, Range, 6103C</p>
---	--

References

-  [Europe's leading manufacturer of LED work lights](#)
-  [Europe's leading manufacturer of LED work lights](#)