



SCANGRIP 03.6201 NOVA R Rechargeable LED Light User Guide

[Home](#) » [SCANGRIP](#) » SCANGRIP 03.6201 NOVA R Rechargeable LED Light User Guide 

SCANGRIP 03.6201 NOVA R Rechargeable LED Light User Guide



5
years
warranty

Read and save a copy of this user manual for future reference

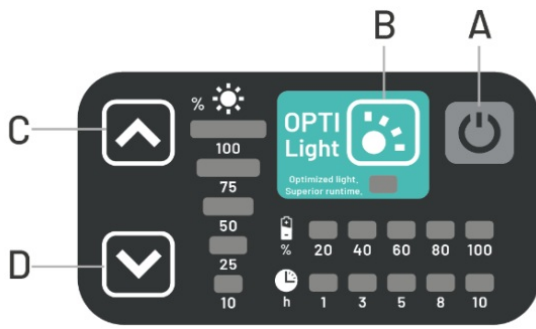


SCANGRIP®
INNOVATION FROM DENMARK

NOVA R
03.6201



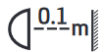
 <p>High performance multi-LED design with 1x1 LEDs</p>	 <p>200-2000 lumens</p>	 <p>8 beams</p>	 <p>OPTLight: 500 lux @ 1m (5.28 ft)</p>	 <p>10-15h OPTLight: 2h</p>	 <p>5.5h</p>
 <p>7.2 V / 1000 mAh Li-ion</p>	 <p>1x W</p>	 <p>IP67</p>	 <p>IK07</p>	 <p>Zinc 6.6Ah</p>	 <p>Rough service</p>
 <p>Operating temperature: -20 to +40°C (-4 to +104°F)</p>	 <p>165 x 60 x 157 mm (6.5 x 2.36 x 6.17 in)</p>	 <p>940g (2.07 lbs)</p>	 <p>USB cable</p>	 <p>Fast charger</p>	



WARNING

- **WARNING – RISK OF FIRE:**

Minimum distance from lighted objects 0.1 m




- Avoid looking directly into the beam of light, as this will result in dazzling.
- Do not use the lamp near a naked flame.
- The light source of this lamp is not replaceable. When the light source reaches its end of life the whole lamp must be replaced.

CHARGING INSTRUCTION AND BATTERY TIPS

- Only charge the lamp indoors at 5 °C to 40 °C / 41 to 104 °F.
- Before using the lamp for the first time, the battery must be fully charged.
- The red charging indicators light up with the highest flashing during charging.
- The highest charging indicator will not be flashing if temperature does not allow charging.
- The red charging indicators will all be constantly on when fully charged.
- Always replace the battery with an original battery.
- Do not leave the battery without charge for an extended period.
- Deep discharge risks damaging the battery.

USE

- To turn the lamp on or off, press the power button (A).
- Press the brightness button (B) to turn on the lamp in OPTILight or toggle the mode.
The OPTILight indicator will turn on.
- To increase or decrease the brightness, press buttons (C / D).
- When the brightness level is changed, the new value is saved, and the lamp will start at that level the next time it is turned on by pressing the power button (A).
- Brightness is limited to a maximum of 25 % while charging.
- When hours left are below 20 minutes, the lamp will flash 3 times every 2 minutes and the 1-hour indicator will be flashing.
- If the lamp temperature is too high or low, the lamp will turn off and flash all battery indicators 10 times.



SPARE PARTS

With convenient access to spare parts, users can extend the lifespan of our products and ensure long-lasting functionality.

Find available spare parts on scangrip.com



Discarded electrical products must not be disposed of together with household waste. Please use recycling facilities. Ask your local authority or retailer for advice on recycling.

- The battery must be removed from the device before it is broken up.
- The device must be disconnected from the mains when the battery is removed.
- Please dispose of the battery safely.

MANUFACTURER'S WARRANTY – Information for customers in Australia and New Zealand only

This SCANGRIP product is guaranteed for a period of 2 (two) years from date of purchase. This guarantee shall become invalid if the product has been misused, tampered with or accidentally damaged.

If the product is defective, we undertake to repair or replace the product or any part of it that is defective; or wholly or partly recompense you if they are defective.

This guarantee is in addition to other rights and remedies available to consumers, all of which are given by us to you if you are a consumer. Our goods come with guarantees that cannot be excluded under the Australian or New Zealand Consumer Law. You are entitled to a replacement or refund for a major failure and for compensation for any other reasonably foreseeable loss or damage. You are also entitled to have the goods repaired or replaced if the goods fail to be of acceptable quality and the failure does not amount to a major failure.

If you wish to make claim, please return this product to the original place of purchase together with your purchase receipt or go to our website www.scangrip.com and fill out the claim form.



<http://QRly.me/packaging-manuals/qr/03-5451-vega-1500-c-r-manual-1>

// SCANGRIP A/S Rytterhaven 9 DK-5700 DENMARK

Contents

- 1 Documents / Resources
- 1.1 References

Documents / Resources

	<p>SCANGRIP 03.6201 NOVA R Rechargeable LED Light [pdf] User Guide</p> <p>03.6201 NOVA R Rechargeable LED Light, 03.6201, NOVA R Rechargeable LED Light, Rechargeable LED Light, LED Light, Light</p>
--	---

References

- [Europe's leading manufacturer of LED work lights](#)

-  [Europe's leading manufacturer of LED work lights](#)
- [User Manual](#)

Manuals+, Privacy Policy

This website is an independent publication and is neither affiliated with nor endorsed by any of the trademark owners. The "Bluetooth®" word mark and logos are registered trademarks owned by Bluetooth SIG, Inc. The "Wi-Fi®" word mark and logos are registered trademarks owned by the Wi-Fi Alliance. Any use of these marks on this website does not imply any affiliation with or endorsement.