




SAVOX TRICS Tactical Radio and Intercom Controller User Guide

[Home](#) » [SAVOX](#) » SAVOX TRICS Tactical Radio and Intercom Controller User Guide 

SAVOX TRICS Tactical Radio and Intercom
Controller User Guide

SAVOX TRICS[®]

Tactical Radio and Intercom Controller



Quick Guide D24665#B

For more detailed information please contact savox@savox.com

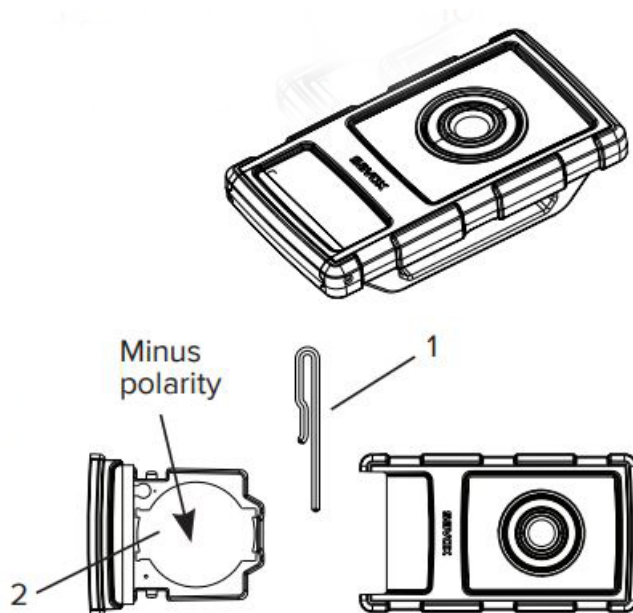
Contents

- [1 Wireless controller – WIC](#)
- [2 Charging](#)
- [3 Operational failure](#)
- [4 Fastening alternative](#)
- [5 Communication cable alternatives](#)
- [6 SAVOX TRICS Tactical Radio and Intercom Controller – Menu](#)
- [7 Battery Charging](#)
- [8 Documents / Resources](#)
- [9 Related Posts](#)

Wireless controller – WIC

Pairing WIC

1. Set TRICS in pairing mode select PTT 1, 2 or 3
2. 1 sec press on WIC button to activate and second press for pairing until TRICS announces pairing completed

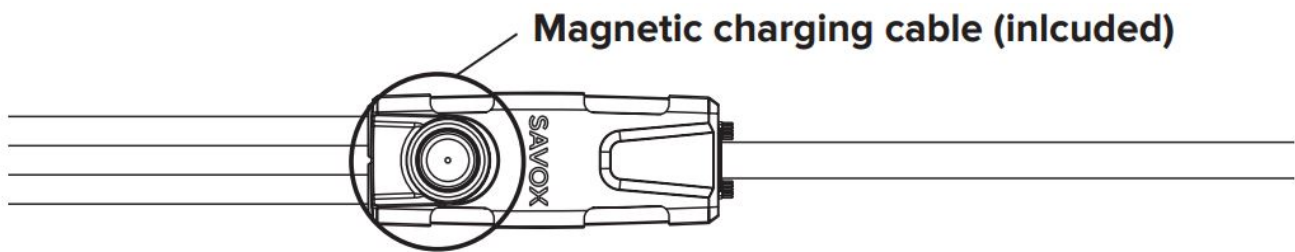


Reset pairing on WIC

1. Pull out the locking pin (1)
2. Take out battery (2)
3. Press and hold button 10 sec
4. Insert battery (minus polarity upwards)
5. Clear pairing for TRICS, go to Menu and select "clear all pairing", confirm
6. Redo the WIC pairing step 1 and 2

Charging

Charge by connecting radio cable to the device and add magnetic USB cable to the radio cable. Alternatively charge with charging cable (purchased separately).

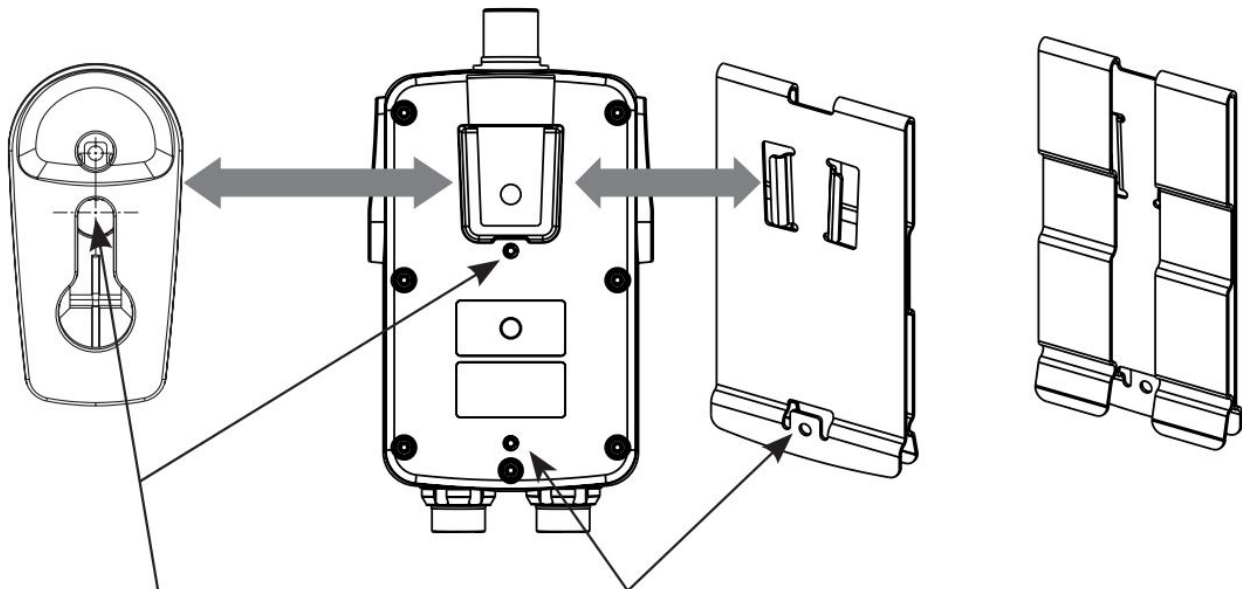


Operational failure

- Check battery status
- Disconnect/connect cable and headset
- Go to Menu and select factory reset

Please contact www.technicalsupport@savox.com for further instructions.

Fastening alternative



Clothing clip or Mobile bracket

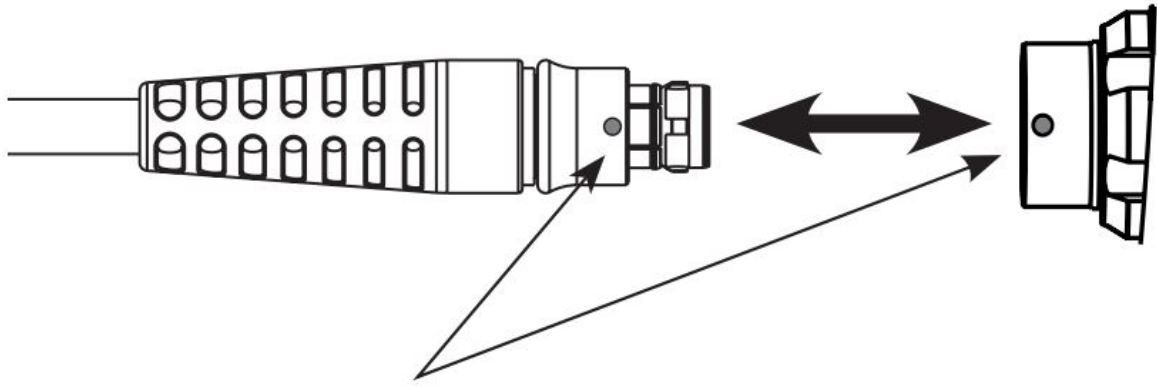
Communication cable alternatives



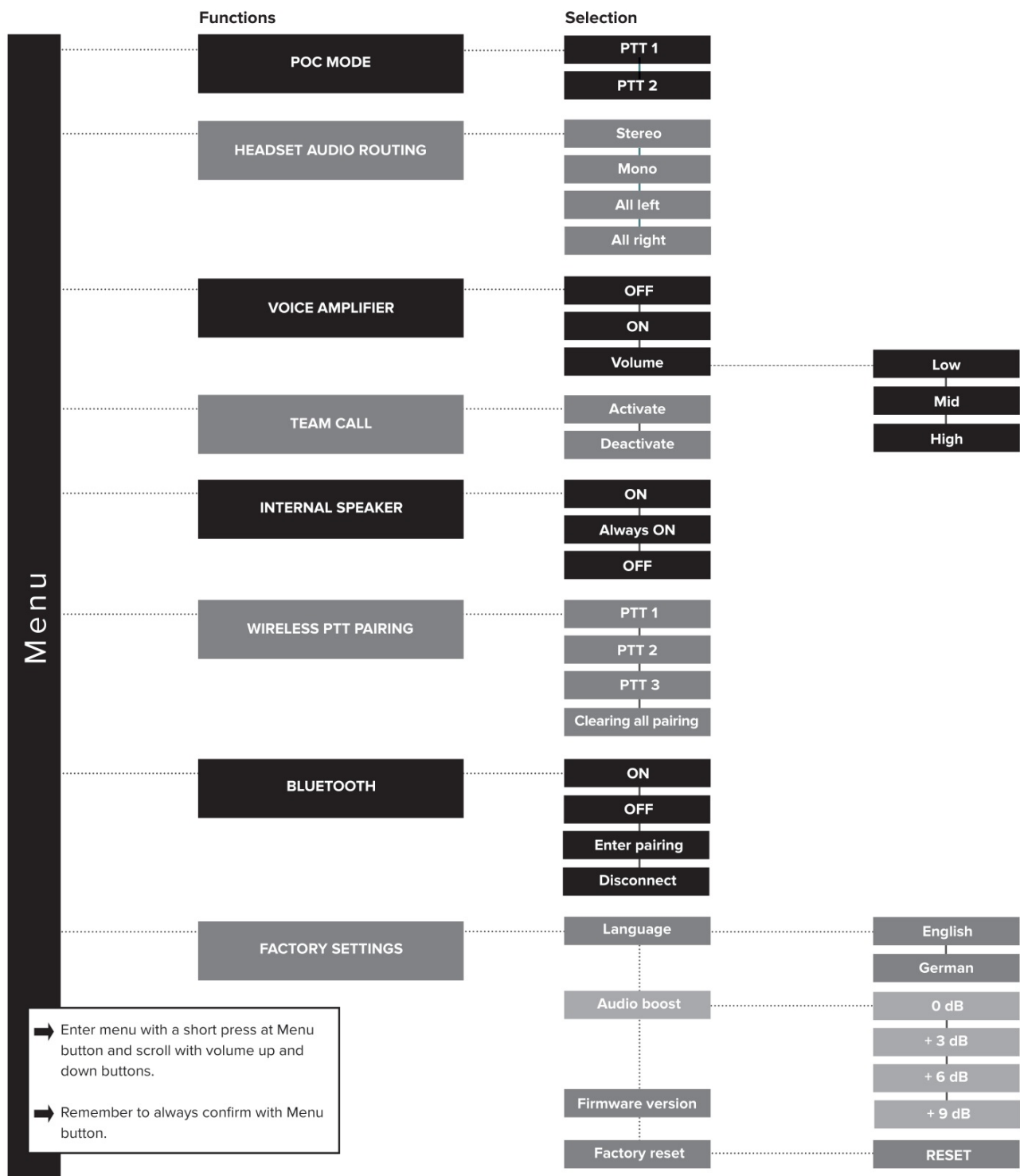
Dual radio connection COM1-COM2 with charging connector



Single radio connection COM1-COM2



ATTENTION! Headset and Radio connection



SAVOX TRICS Tactical Radio and Intercom Controller – Menu

WARNING: Failure to follow these safety instructions could result in fire, electric shock or other injuries or damage to your device or other property.

Read all safety information below before using this device.

Damage: The device is made of metal and plastics, which could break if it is dropped or if it receives significant impact. Do not use the device if the device's casing is broken or cracked as this could result in injury.

Responsible Listening: Damage to hearing occurs when a person is exposed to loud sounds over time. Hearing loss may increase as sound is played at louder volumes and for longer durations. Individual susceptibility to sound-inflicted hearing loss and hearing problems may vary. In addition, the volume of sound produced by this device may depend on the nature of the sound, the device to which it is connected, the device settings and other external factors. There is no single volume setting that is appropriate for you or for every combination of sound, setting and equipment. Please use your personal judgment and common sense when adjusting the volume of the device. **Modification:** Any changes or modifications to this device not expressly approved in this document could

void your warranty and void your authorization to operate this equipment. Use only approved batteries. The use of any unauthorized accessories may be dangerous and may void the device's warranty if said accessories cause damage or defect to the device.

Battery Charging

WARNING: do not charge the battery at temperatures outside the battery charging range 0...+45, as it will result in incomplete charging and severely reduced battery lifetime.

D25065#A date: 2021-4-21

FCC ID: TUFTRICS

Unique Identifier: SAVOX TRICS

This device complies with Part 15 of the FCC Rules. Operation is subject to the following two conditions:

1. This device may not cause harmful interference, and
2. This device must accept any interference, including interference that may cause undesired operation of the device.

This equipment has been tested and found to comply with the limits for a Class B digital device, pursuant to Part 15 of the FCC Rules.

These limits are designed to provide reasonable protection against harmful interference in a residential installation. This equipment generates, uses and can radiate radio frequency energy and, if not installed and used in accordance with the instructions, may cause harmful interference to radio communications. However, there is no guarantee that interference will not occur in a particular installation. If this device does cause harmful interference to radio or television reception, which can be determined by turning the equipment off and on, the user is encouraged to try to correct the interference by one or more of the following measures:

- Reorient or relocate the receiving antenna
- Increase the separation between the equipment and receiver
- Connect the equipment into an outlet on a circuit different from that to which the receiver is connected
- Consult the dealer or an experienced radio/TV technician for help

This device complies with FCC radiation exposure limits set forth for an uncontrolled environment. End users must follow the specific operating instructions for satisfying RF exposure compliance. To maintain compliance with FCC RF exposure compliance requirements, please follow the operating instructions as documented in this manual. This device must not be co-located or operating in conjunction with any other antenna or transmitter.

Responsible Party – U.S. Contact Information

Savox Communications Inc
1299 Farnham Str, Ste 300
Omaha, NE, 68102

IC ID: 6574A-TRICS
PMN / NMP: SAVOX TRICS


This device contains licence-exempt transmitter(s)/receiver(s) that comply with Innovation, Science and Economic Development Canada's licence-exempt RSS(s). Operation is subject to the following two conditions:

1. This device may not cause interference.
2. This device must accept any interference, including interference that may cause undesired operation of the device.

This equipment complies with RSS-102 radiation exposure limits set forth for an uncontrolled environment for a body-worn device.

This Class B digital apparatus complies with Canadian ICES-003.

Documents / Resources

	<p>SAVOX TRICS Tactical Radio and Intercom Controller [pdf] User Guide TRICS, TUFTRICS, TRICS Tactical Radio and Intercom Controller, Tactical Radio and Intercom Controller, D24665 B</p>
---	---