



# Satel SMET-256 Soft Configuration Program Instructions

[Home](#) » [Satel](#) » Satel SMET-256 Soft Configuration Program Instructions 

## Contents

- [1 Satel SMET-256 Soft Configuration Program](#)
- [2 Product Information](#)
- [3 Description](#)
- [4 Product Usage Instructions](#)
- [5 Troubleshooting](#)
- [6 Maintenance](#)
- [7 Frequently Asked Questions \(FAQ\)](#)
- [8 Software / Programming](#)
- [9 Documents / Resources](#)
  - [9.1 References](#)
- [10 Related Posts](#)



**Satel SMET-256 Soft Configuration Program**



## Product Information

### Specifications

- **Product Name:** INTRUDER ALARMS Software / Programming
- **Model:** SMET-256 Soft
- **Manufacturer:** Satel
- **Website:** [www.satel.pl](http://www.satel.pl)

### Description

The INTRUDER ALARMS Software / Programming (Model: SMET-256 Soft) is a software solution provided by Satel for programming and managing intruder alarm systems. Please note that the actual appearance of the products may differ from the images shown. The product descriptions available on the web service are for informational purposes only.

## Product Usage Instructions

### Installation

1. Ensure that your computer meets the minimum system requirements specified by Satel for the SMET-256 Soft software.
2. Download the software installation package from the official Satel website ( [www.satel.pl](http://www.satel.pl)) or obtain it from an authorized distributor.
3. Run the installation package and follow the on-screen instructions to install the software on your computer.
4. Once the installation is complete, launch the SMET-256 Soft software.

### Software Navigation

The SMET-256 Soft software provides a user-friendly interface for programming and managing intruder alarm systems. Navigate through the software using the menu options, buttons, and tabs provided. Familiarize yourself with the different sections and functionalities available to efficiently configure and control your intruder alarm system.

## Programming Intruder Alarm System

To program your intruder alarm system using the SMET-256 Soft software, follow these steps:

1. Connect your computer to the intruder alarm system control panel using a compatible communication interface (e.g., USB, RS-232).
2. In the software interface, locate the "Programming" section or tab.
3. Access the programming options and settings for your specific model of the intruder alarm system.
4. Configure the desired parameters, such as sensor sensitivity, alarm triggers, communication protocols, and user access codes.
5. Save the programmed settings to the intruder alarm system control panel.

## Troubleshooting

If you encounter any issues or difficulties during the installation or usage of the SMET-256 Soft software, refer to the user manual or contact Satel's customer support for assistance. They will provide you with the necessary guidance to resolve the problem.

## Maintenance

Regularly check for software updates and ensure that you have the latest version of the SMET-256 Soft software installed on your computer. Additionally, keep your intruder alarm system firmware up to date by following the instructions provided by Satel.

## Frequently Asked Questions (FAQ)

### **Q: Where can I find the user manual for the INTRUDER ALARMS Software / Programming?**

A: The user manual for the SMET-256 Soft software can be found on the official Satel website ( [www.satel.pl](http://www.satel.pl)). Navigate to the support or downloads section to locate the user manual.

### **Q: Can I use the SMET-256 Soft software with any intruder alarm system?**

A: The SMET-256 Soft software is specifically designed for use with Satel's intruder alarm systems. Compatibility with other systems may vary, so it is recommended to check the product specifications and consult with Satel or an authorized distributor for further information.

### **Q: Is technical support available for the SMET-256 Soft software?**

A: Yes, Satel provides technical support for their software products. If you encounter any issues or have questions regarding the SMET-256 Soft software, you can contact Satel's customer support via their website or helpline for assistance.


## Software / Programming

SMET-256 SOFT is a program for configuring the settings and operating the SMET-256 TCP/IP reporting converter to telephone formats. A transparent menu makes defining subscribers simple and intuitive. It also allows easy viewing of the information on received transmissions that did not come from defined subscribers but met certain criteria.



- operation in Windows 98/ME/2000/XP/VISTA environment
- configuration of SMET-256 converter settings
- defining subscribers supported in extended mode

- communication with SMET–256 converters through RS–232 port
  - **Note:** The program requires that the Java Virtual Machine be installed on your computer
- 

## Documents / Resources

|   |   |
|---|---|
|  | <p><a href="#">Satel SMET-256 Soft Configuration Program</a> [pdf] Instructions<br/>SMET-256 Soft Configuration Program, SMET-256, Soft Configuration Program, Configuration Program, Program</p> |
|---|---|

## References

-  [SATEL – Inteligentne systemy alarmowe](#)
-  [TCPDF](#)
- [User Manual](#)