



SATECHI V3 USB C Multiport Adapter 8K with Ethernet User Guide

[Home](#) » [SATECHI](#) » SATECHI V3 USB C Multiport Adapter 8K with Ethernet User Guide 

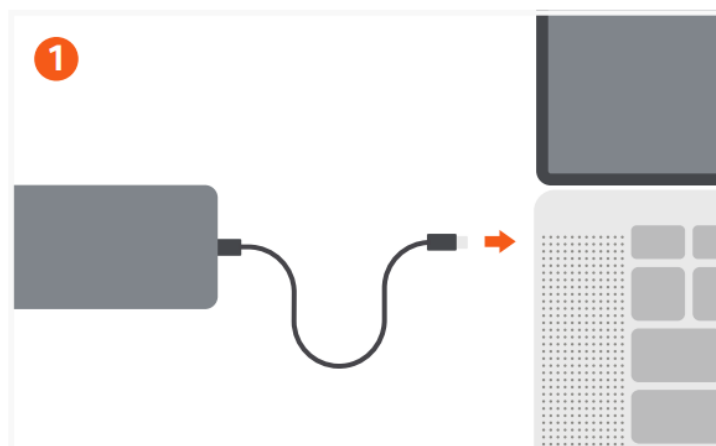
SATECHI

QUICK GUIDE
USB-C MULTIPORT
ADAPTER 8K
WITH ETHERNET V3

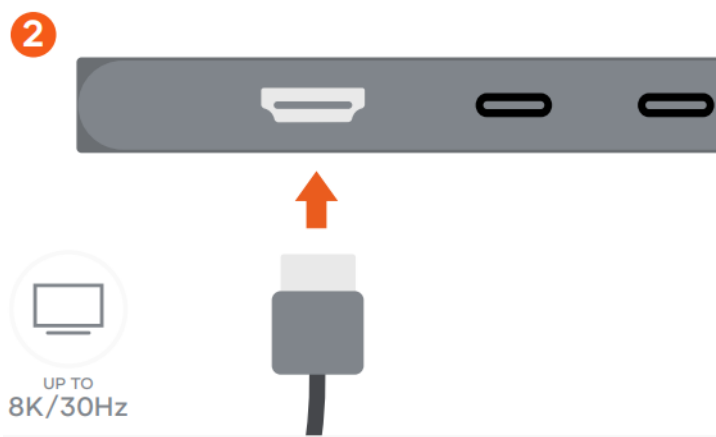
Contents

- [1 V3 USB C Multiport Adapter 8K with Ethernet](#)
- [2 Documents / Resources](#)
 - [2.1 References](#)

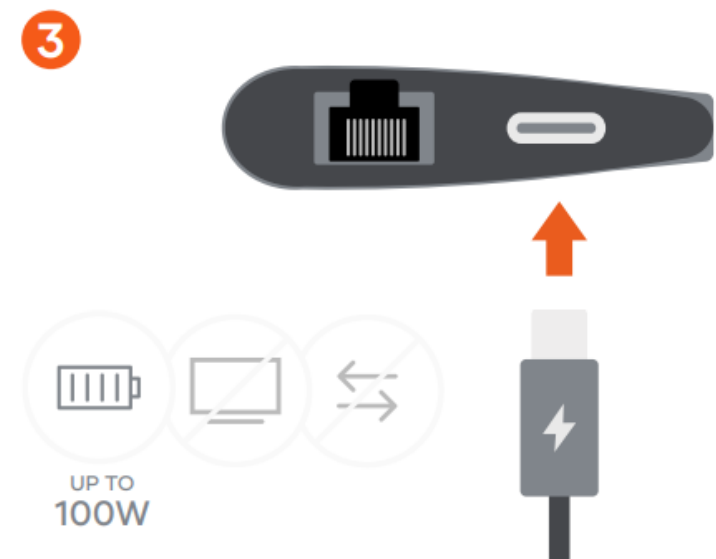
V3 USB C Multiport Adapter 8K with Ethernet




Connect the adapter to a compatible USB-C port on your host device.



Use the HDMI port to output video to an external monitor or display – up to 8K at 30Hz or 4K at 60Hz/120Hz/144Hz. Computer, cable, and monitor must support 8K. 8K video output not supported on Mac devices.



Use the USB-C PD port to charge your device up to 100W. ~15W is used for adapter operation. Video and data transfer not supported.




USB-C data ports allow for transfer data at up to 10 Gbps (A, B, C) and 5 Gbps (D) speeds. Does not support video output, charging or CD readers including the Apple SuperDrive.

5



Connect an Ethernet cable to the adapter's Gigabit Ethernet port.

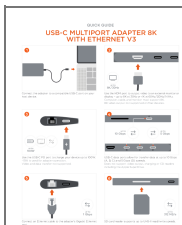
6



SD card reader supports up to UHS-II read/write speeds.

SATECHI

Documents / Resources



[SATECHI V3 USB C Multiport Adapter 8K with Ethernet](#) [pdf] User Guide
V3 USB C Multiport Adapter 8K with Ethernet, USB C Multiport Adapter 8K with Ethernet, Adapter 8K with Ethernet, Ethernet

References

- [User Manual](#)

[Manuals+](#), [Privacy Policy](#)

This website is an independent publication and is neither affiliated with nor endorsed by any of the trademark owners. The "Bluetooth®" word mark and logos are registered trademarks owned by Bluetooth SIG, Inc. The "Wi-Fi®" word mark and logos are registered trademarks owned by the Wi-Fi Alliance. Any use of these marks on this website does not imply any affiliation with or endorsement.