



Satechi INC012btBK USB-C 2.5 Gigabit Ethernet Adapter User Guide


[Home](#) » [SATECHI](#) » Satechi INC012btBK USB-C 2.5 Gigabit Ethernet Adapter User Guide 

Satechi INC012btBK USB-C 2.5 Gigabit Ethernet Adapter User Guide

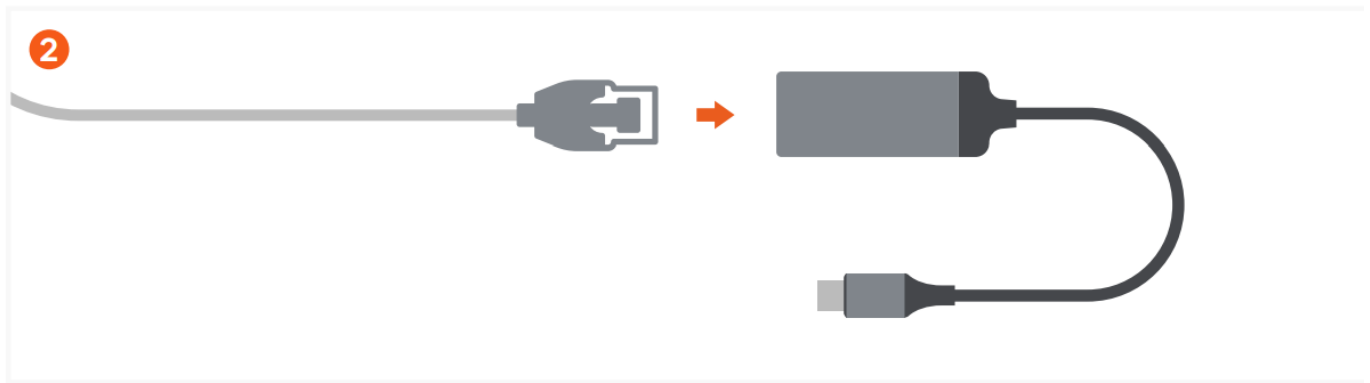


Plug Ethernet cable into a LAN port of your modem or router.

To achieve 2.5 Gigabit speeds your Internet Service Provider (ISP) and router/modem must support Multi-GIG technology

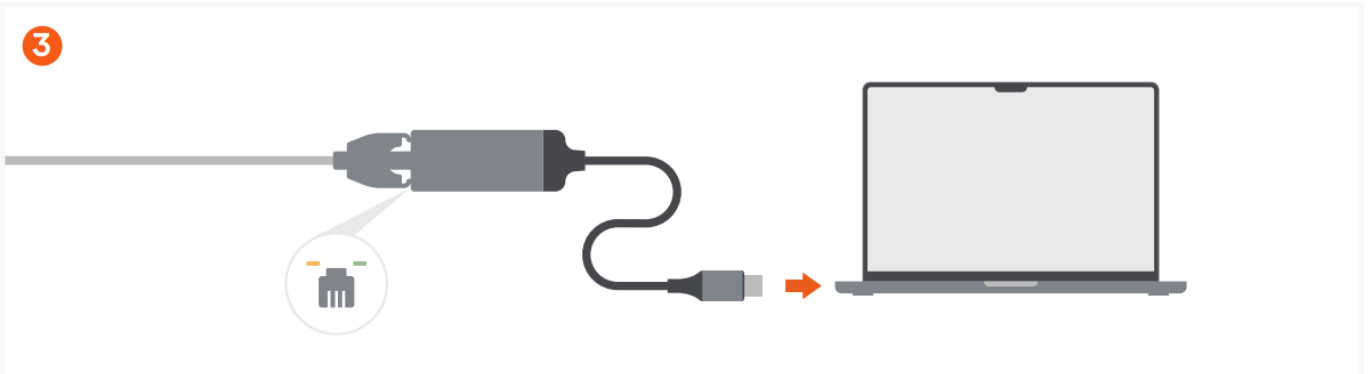


Connect Ethernet cable to the RJ-45 port of the Adapter.
Connect USB-C connector of the Adapter to your host device.



Connect USB-C connector of the Adapter to your host device.

When connection is established orange LED will light up and green LED will start blinking



Attention :

- Compatible with Thunderbolt 3, Thunderbolt 4, USB 4 , USB-C 3.2 Gen 2, USB-C 3.2 host devices
- Adapter can be connected to USB-A host devices by using a Type-A to Type-C adapter (not included)

Contents

- [1 Documents / Resources](#)
 - [1.1 References](#)
 - [2 Related Posts](#)

Documents / Resources

	<p>Satechi INC012btBK USB-C 2.5 Gigabit Ethernet Adapter [pdf] User Guide INC012btBK USB-C 2.5 Gigabit Ethernet Adapter, INC012btBK, USB-C 2.5 Gigabit Ethernet Adapter, Gigabit Ethernet Adapter, Ethernet Adapter, Adapter</p>
--	---

References

- [User Manual](#)

[Manuals+](#), [Privacy Policy](#)

This website is an independent publication and is neither affiliated with nor endorsed by any of the trademark owners. The "Bluetooth®" word mark and logos are registered trademarks owned by Bluetooth SIG, Inc. The "Wi-Fi®" word mark and logos are registered trademarks owned by the Wi-Fi Alliance. Any use of these marks on this website does not imply any affiliation with or endorsement.