



SANWA Bluetooth Keyboard User Manual

[Home](#) » [SANWA](#) » SANWA Bluetooth Keyboard User Manual 



Contents

- [1 Opening](#)
- [2 Precautions](#)
- [3 Warnings Regarding Health](#)
- [4 Specifications](#)
- [5 Name of each part /Table of Shortcut Keys](#)
- [6 How to use the stand](#)
- [7 Pairing Method](#)
- [8 Q A](#)
- [9 Documents / Resources](#)
- [10 Related Posts](#)



Opening

Thank you for purchasing the Bluetooth Keyboard with Tablet Stand.

Precautions

- Since this device is operated by electricity, there is a chance that it may ignite. In the unlikely event that the device emits smoke or a strange smell, turn off the power on the device and connected PC or other items; contact the store where purchased or our offices.
- Do not allow liquids, metals, or any foreign objects inside the device.
 - ▲ This device may cause electric shock, fire, or malfunction.
- Refrain from subjecting the device to strong vibration or impact.
 - ▲ This device may cause breakage or damage.
- Loss of data and programs that may occur while using this device is not under warranty.
 - ▲ Please take measures to protect data such as backing up data on a periodic basis.
- When cleaning this device, refrain from using products that contain volatile organic solvents such as benzine or thinner.
 - ▲ To avoid damage to the surface or malfunction, wipe with a slightly damp cloth.
- This device is not intended for use as medical equipment, nuclear equipment, aerospace equipment, transportation equipment, etc. in which people's lives are in danger or when a high degree of reliability is required. The company will not assume responsibility for damage incurred involving personal injury, social issues, etc. that may result even when the device is used properly.
- This device used a 2.4GHz frequency bank. Bluetooth is the same frequency band as 2.4 GHz radio equipment and wireless LAN equipment and may affect other equipment that uses the same frequency band.

Warnings Regarding Health

Operating the mouse, trackball, and keyboard for long periods of time can lead to pain or numbness in the hands, arms, neck, shoulders, etc. Serious damage may be incurred if such use is repeated. If you feel pain or numbness while operating the mouse or keyboard, stop use immediately and consult a doctor if necessary. Take regular breaks from daily computer work to avoid strain on hands, arms, neck, shoulders, etc.

Specifications

Compatible Models	iPhone/iPad Apple Mac※1 Android smartphones, tablets ※2 Windows PCs and tablets powered by (DOS/V ※3
Compatible Systems	iOS Mac OS Android Windows
Accessories	User's Manual

※1 Models to which the Bluetooth adaptor is connected/installed.

※2 Models compatible with the Bluetooth keyboard; check specifications of your model.

※3 Models with built-in Bluetooth modules.

Keyboard Specifications

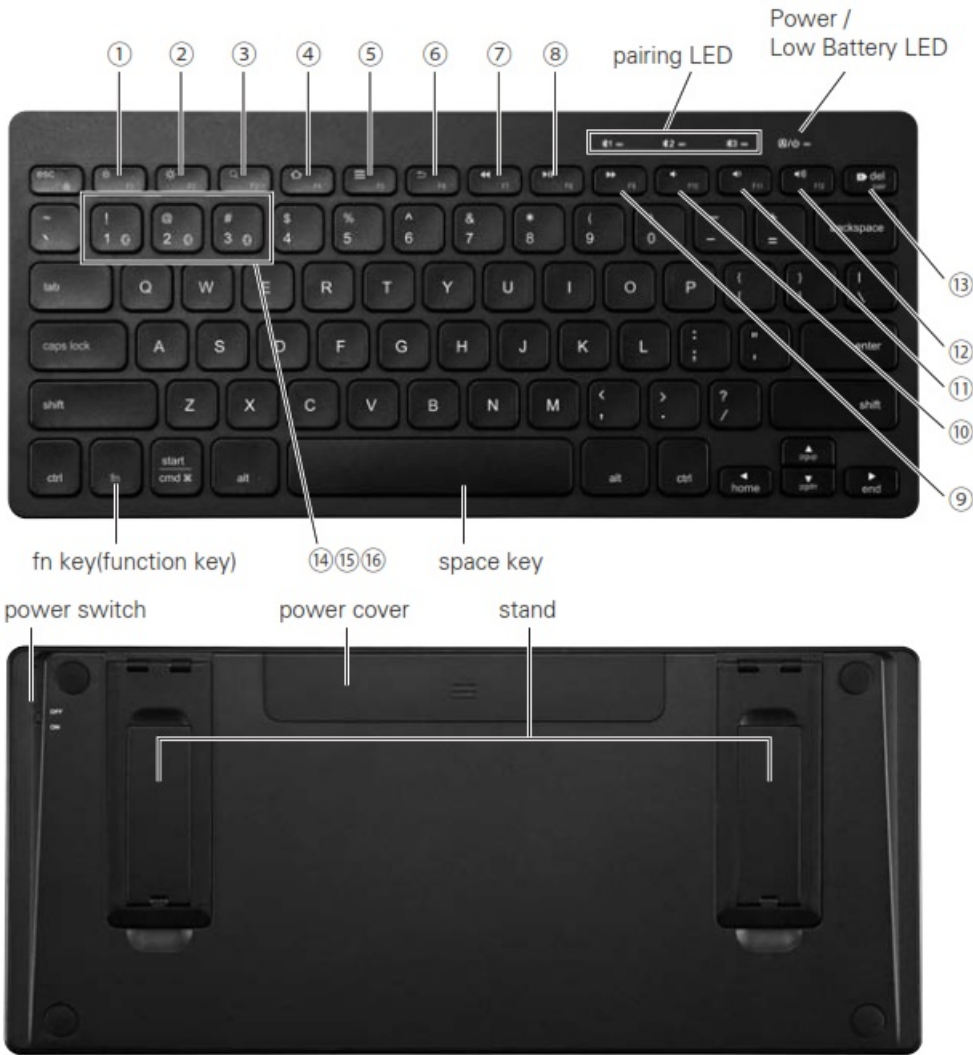
key number, key pitch	78keys, 19mm
Battery life	Approx. 125 hours (continuous use)
Size	W286×D128×H17mm
Weight	290g (excluding batteries)

Bluetooth Specifications




Compliance standard	Bluetooth Ver.3.0
Transmission Distance	Up to approx. 10m (depending on usage environment)
Transmission output	Class 2







※Operation contents may differ depending iOS version.

Name of each part /Table of Shortcut Keys



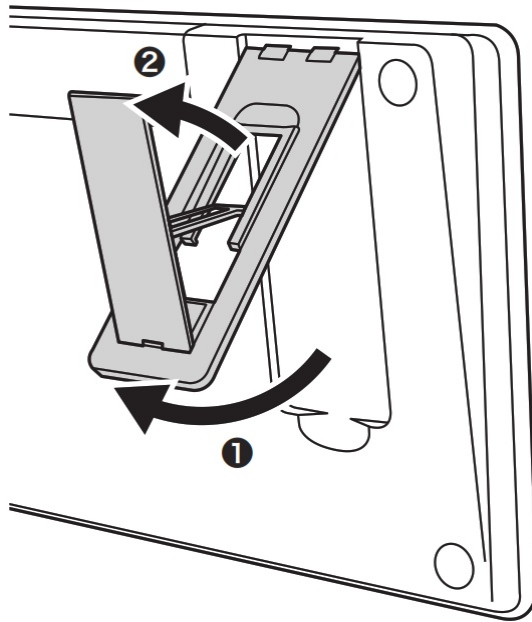
	Android	iOS	Windows
1. 	darken screen	darken screen	darken screen

2.		brighten screen	brighten screen	brighten screen
3.		search	search	search
4.		home	home	open page
5.		right mouse click	N/A	right mouse click
6.		right click	N/A	back
7.		previous song	previous song	right click
8.		pause/play	pause/play	pause/play
9.		next song	next song	next song

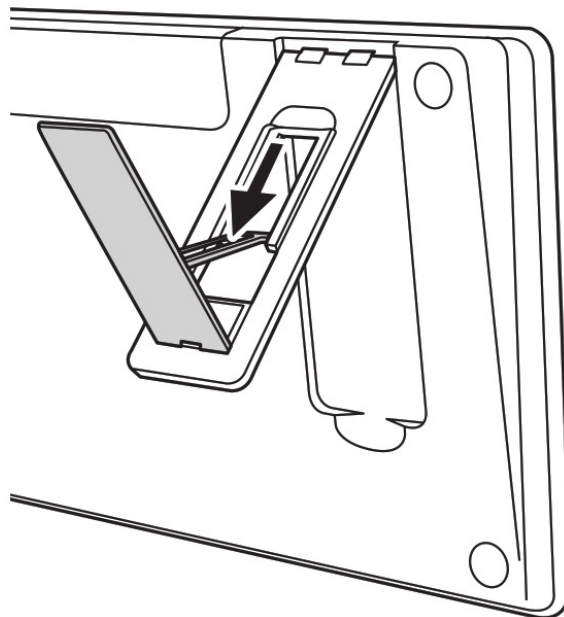
10. 	mute	mute	mute
11. 	volume down	volume down	volume down
12. 	volume up	volume up	volume up
13. fn 	pairing mode	pairing mode	pairing mode
14. fn 	pairing channel1	pairing channel1	pairing channel1
15. fn 	pairing channel2	pairing channel2	pairing channel2
16. fn 	pairing channel3	pairing channel3	pairing channel3

How to use the stand

(1) Pull out the stand.



(2) Slide forward until it clicks into place.



(3) Put the keyboard as shown in the following picture, then it can be used as a stand.



To store the stand, follow the procedure in reverse order.


※Be careful when handling the stand. Handling the stand roughly and with strength may result in damage.

Pairing Method

(1) Turn on the Bluetooth function on the PC, tablet or smartphone.

(2) Turn the power switch on the side of the device to "on".

(3) Press the function key and pairing switch button simultaneously, then you can choose the pairing channel. When you choose one of the pairing channels, the pairing LED 1~3 will blink into blue slowly.



(4) Press the function key and pairing button (in) at the same time, one of the pairings LED 1~3 will blink into blue quickly. Then the pairing channel you selected will enter pairing mode. (5) Select "SANWA KBD BT28" as it is displayed on the Bluetooth setting screen.

(6) Pairing is completed.

(7) When registering multiple devices or switching devices to be used, you can switch easily by pressing the function key and the pairing switch button at the same time.

※ Each time the code is set, a different number is displayed.

※ When pressing number keys on this device, the numbers are not displayed on the screen. Please be careful that no mistakes are made when entering numbers. If numbers are entered incorrectly or the allotted time passes, the connection will fail.

Q A

Q. I can't enter using the keys.

A. Even if the power switch is "on", the keyboard will enter sleep mode unless it is manipulated regularly. The keyboard can be returned from sleep mode by clicking any key. The operation may be unstable immediately after returning from sleep mode.

Q. When using this device, the Bluetooth audio is interrupted.

A. When using Bluetooth-compatible headphones, headsets, or speakers with this device, music and voices may be interrupted.

Q. Pairing failed.

A. In rare cases, pairing may fail. If this occurs, turn the power to "off" on this device and perform pairing operations again.

Q. The keyboard won't connect to a Mac.

A. Try the following method: 1. On the menu bar, delete SANWA BT KEYBOARD: Bluetooth icon → Bluetooth settings window → SANWA KBD BT28.

2. Turn the power to "off" on the Bluetooth keyboard.

3. On the Apple menu, click: System preferred settings → Energy Conservation.

4. Choose the battery tab, then uncheck all the checkboxes.

5. Choose the "Power adaptor" tab, then check the box for "Do not allow the computer to sleep automatically when the display is off"; uncheck the other checkboxes.

6. Reperform pairing operations for the keyboard.

Bluetooth Keyboard

GSKBBT28BK

User' s Manual



YouTube



<http://sanwa-china.com/cn/wp-content/download/guide/GSKBBT28BK.pdf>

NOTE:

This equipment has been tested and found to comply with the limits for a Class B digital device, pursuant to part 15 of the FCC Rules. These limits are designed to provide reasonable protection against harmful interference in a residential installation. This equipment generates uses and can radiate radio frequency energy and, if not installed and used in accordance with the instructions, may cause harmful interference to radio communications. However, there is no guarantee that interference will not occur in a particular installation. If this equipment does cause harmful interference to radio or television reception, which can be determined by turning the equipment off and on, the user is encouraged to try to correct the interference by one or more of the following measures:

- Reorient or relocate the receiving antenna.
- Increase the separation between the equipment and receiver.
- Connect the equipment into an outlet on a circuit different from that to which the receiver is connected.
- Consult the dealer or an experienced radio/TV technician for help

Changes or modifications not expressly approved by the party responsible for compliance could void the user's authority to operate the equipment.


This device complies with Part 15 of the FCC Rules. Operation is subject to the following two conditions:

(1) this device may not cause harmful interference, and (2) this device must accept any interference received, including interference that may cause undesired operation.



Accelerate Your Business

Documents / Resources

	<p>SANWA Bluetooth Keyboard [pdf] User Manual Bluetooth Keyboard, GSKBBT28BK</p>
---	--