

**SANSUI**  
**F55 Wireless**  
**Bluetooth**  
**Speaker**



# SANSUI F55 Wireless Bluetooth Speaker Instructions

[Home](#) » [SANSUI](#) » SANSUI F55 Wireless Bluetooth Speaker Instructions 

Contents

1 SANSUI F55 Wireless Bluetooth Speaker

2 Product Usage Instructions

3 FAQs

4 Documents / Resources

4.1 References



## SANSUI F55 Wireless Bluetooth Speaker





### Product Usage Instructions



## Language Modification:

1. After starting up, click the video button. When the screen displays, click the menu button.



2. Press the  key to select the last option on the screen(Settings), click the  button to confirm, and enter the Settings.



3. Click the  to select the option, click the  button to confirm, you can see that English is available, select English.

4. Finally, click the Back button to return to the main menu.



## FAQs

**Q: How do I change the language on the device?**

A: To change the language, follow the steps outlined in the "Language Modification" section of the user manual.

**Q: Can I change the language to a language not listed in the options?**

A: The device provides multiple language options, including English. If your desired language is not available, please contact customer support for assistance.

**Q: What should I do if I accidentally select the wrong language?**

A: If you accidentally select the wrong language, navigate back to the language settings following the steps in the user manual to choose the correct language.

## Documents / Resources



## [SANSUI F55 Wireless Bluetooth Speaker](#) [pdf] Instructions

SKUL04727, F55 Wireless Bluetooth Speaker, F55, Wireless Bluetooth Speaker, Bluetooth Speaker, Speaker

## References

- [User Manual](#)

### [Manuals+](#), [Privacy Policy](#)

This website is an independent publication and is neither affiliated with nor endorsed by any of the trademark owners. The "Bluetooth®" word mark and logos are registered trademarks owned by Bluetooth SIG, Inc. The "Wi-Fi®" word mark and logos are registered trademarks owned by the Wi-Fi Alliance. Any use of these marks on this website does not imply any affiliation with or endorsement.