

SANGAMO
PSDF2
Immersion
Water Heater
Controller



SANGAMO PSDF2 Immersion Water Heater Controller Instructions


[Home](#) » [SANGAMO](#) » SANGAMO PSDF2 Immersion Water Heater Controller Instructions 

Contents

- [1 SANGAMO PSDF2 Immersion Water Heater Controller](#)
- [2 Product Usage Instructions](#)
- [3 User Instructions](#)
- [4 FAQs](#)
- [5 Documents / Resources](#)
 - [5.1 References](#)

SANGAMO

SANGAMO PSDF2 Immersion Water Heater Controller



Specifications

- Product Name: Powersaver Dual Flexi Immersion Water Heater Controller
- Model Number: 143883 A
- Manufacturer: Elite Security Products
- Address: Unit 7, Target Park, Shawbank Road, Lakeside, Redditch, B98 8YN
- Contact: Tel: 01527 515150 | Fax: 01527 515143 | Email: info@espuk.com | Web: www.espuk.com

Product Usage Instructions

What is the Powersaver Dual Flexi?

The Powersaver Dual Flexi is a water heater controller designed to efficiently manage your water tank during off-peak electricity periods, ensuring hot water availability when needed. It is programmed to align with Economy 7, Economy 10, and Eco 20:20 tariffs.

Controls

- **On/Off Switch:** The switch disconnects the electrical supply to the immersion heater in the OFF position. In the TIMED position, all programs and functions are active.
- **Backlit Display:** The display is backlit for 15 seconds when powered on or when any button is pressed, aiding visibility in dark environments.

Typical Displays – Normal

- No program active
- Off-peak program active
- Boost program active

Typical Displays – Set/Review

Instructions for setting and reviewing time, year, day, month, off-peak programming, and boost programming are provided in the user manual.

Additional Information

Ensure to confirm your electricity tariff and off-peak times with your supplier before installation. The boost button can be used to activate the immersion element for additional hot water.

Immersion Water Heater Controller

User Instructions

WHAT IS THE POWER SAVER DUAL FLEXI?

- The Powersaver Dual Flexi is a water heater controller that combines ease of use with the efficient control of your water tank during off peak rate electricity periods to provide hot water when required.
- This product differs from a simple time switch as it has programs built in that match with Economy 7, Economy 10 and Eco 20:20 electricity tariffs. This ensures your tank operates during off peak times avoiding expensive peak use.
- As such this controller is not freely programmable, you can minimise the program times within your off peak period but not go outwith it,

- You may need to contact your electricity supplier to confirm which tariff you are on and your specific off peak times before the product can be installed.
- Should more hot water be required then pressing the 'BOOST' button will switch on the boost immersion element for 1 or 2 hours to heat up part of the tank.
- Where extra hot water will be required every day at the same time a Boost program of up to 2 hours can be entered. Again this will operate the boost immersion element to heat up part of the tank.c

Controls

On/Off Switch: In the OFF position the electrical supply to the water tank immersion heater is disconnected even though the display continues to operate. In the TIMED position all programs and functions are active.

Backlit Display: The display is temporarily backlit for 15 seconds when mains power is supplied or if any button is pressed. This is useful where a product is installed in cupboards or dark environments.

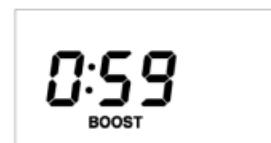
TYPICAL DISPLAYS – NORMAL



No program active



Off peak program active



Boost button pressed
(remaining time left
counts down)



Boost program active

TYPICAL DISPLAYS – SET/REVIEW



Set/review time



Set/review year



Set/review month



Set/review day



Set/review off peak
programming (ON time
shown as example)



Set/review boost
programming (OFF time
shown as example)

SERVICE AND WARRANTY

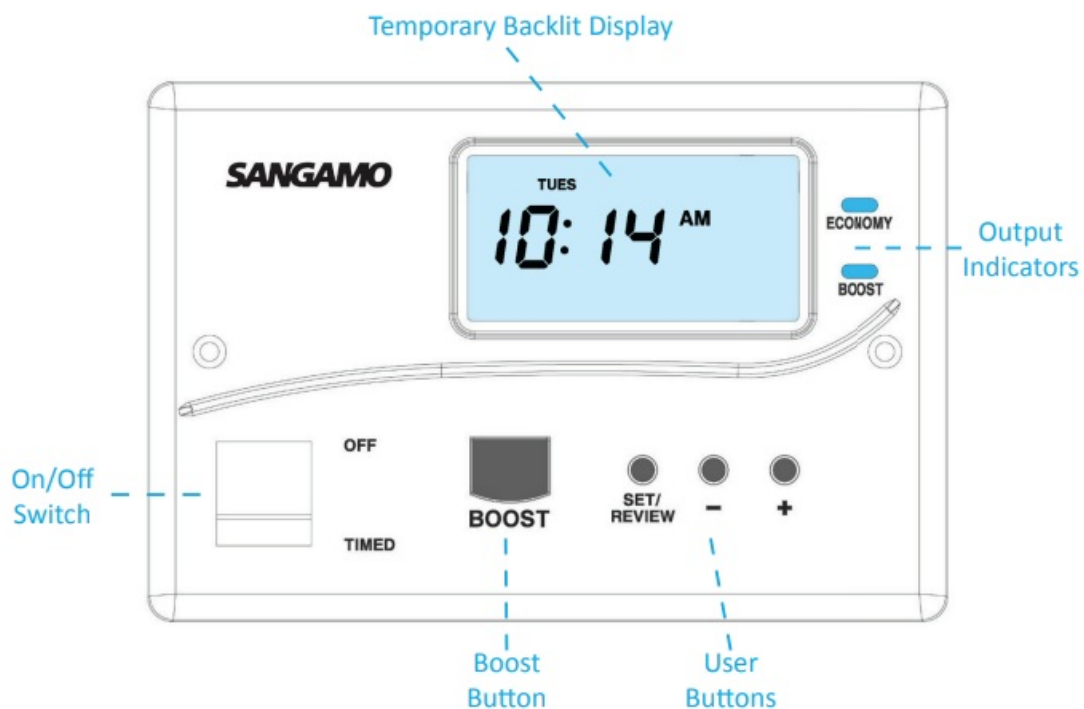
- **Guarantee:** as shown on product identification label. Any tampering or misuse will invalidate this guarantee.
- This product must meet Waste Electronic and Electrical Equipment Regulations (WEEE) for suitable environmental recycling, recovery and/or disposal. End of life products should be handled in line with local regulations.
- Alternatively return end of life product to Sangamo for correct disposal.

CUSTOMER CARE POLICY

- As part of ESP's continuous improvement program, the company operates a Customer Care policy. This means we welcome your comments and complaints, as it can help us to improve our services to you, our customer.
- Due to our policy of continuous product improvement and development, the specifications in this guide may be subject to change without prior notice.



- Elite Security Products
- Unit 7, Target Park, Shawbank Road, Lakeside, Redditch, B98 8YN
- Tel: 01527 515150
- Fax: 01527 515143
- Email: info@espuk.com
- Web: www.espuk.com



Boost Button: The boost button is used where, on a random basis, more hot water is required outwith any off peak or boost program times.

- Press once – 30 minute boost
- Press twice – 1 hour boost
- Press three times – 2 hour boost
- Press four times – Cancel boost

The display changes to show the time remaining in the boost period.

Output Indicators:

The blue LED indicators confirm the status of the Powersaver Dual Flexi's output for each immersion element.

+/- Buttons: During normal operation the + & – button are not active and can be pressed to provide backlight on the display.

Boost Program: Boost program times are available to be set outwith any off peak program times to a maximum of 2 hours, if desired.

Press the boost button to cancel a programmed boost period.

NB: Off peak programs always take priority over boost programs

Reset: To return to default settings press and hold Set/Review, + and – until all segments are shown on the display. Once released the product resets and then when;

1. is displayed – Press +
2. is displayed – Press –
3. is displayed – Press Set/Review
4. is displayed – Press Boost

Time flashes – continue programming

Set/Review Button: Using the set/review button you can cycle through and alter all the settings on the controller. Using the + or – buttons at each step until you are happy with the setting then continue with set/review until all steps are completed. If no button is pressed in 30 seconds at any point the display reverts back to the main screen. During a Boost Program the Set/Review button is inactive.

NB: Depending on which preset program you are on, you may skip 7-10 (2nd and 3rd off peak period) or 9-10 (third off peak program)

- Press 1x – Time flashes; time icon appears; adjust the time (AM/PM format)
- Press 2x – Year flashing; adjust to current year, day shown
- Press 3x – Month flashing; adjust to current month, day shown
- Press 4x – Day flashing; adjust to current date, day shown
- Press 5x – 1st off peak on time flashing
- Press 6x – 1st off peak off time flashing (presets with one off peak period skip to 11)
- Press 7x – 2nd off peak on time flashing
- Press 8x – 2nd off peak off time flashing (presets with two off peak periods skip to 11)
- Press 9x – 3rd off peak on time flashing
- Press 10x – 3rd off peak off time flashing
- Press 11x – Boost program on time flashing
- Press 12x – Boost program off time flashing
- Press 13x – Return to main display, day shown

Preset Programs

	Winter (GMT)							Summer (GMT+1)					
	ON	OFF	ON	OFF	ON	OFF		ON	OFF	ON	OFF	ON	OFF
Economy 7													
0	12:30 am	6:30a m						1:30a m	7:30a m				
1	11:30 pm	7:30a m						12:30 am	8:30a m				
2	10:00 pm	8:30a m						11:00 pm	9:30a m				
3	10:30 pm	12:30 am	2:30a m	7:30a m				11:30 pm	1:30a m	3:30a m	8:30a m		
Eco 20:20													
4	9:00p m	7:00a m						10:00 pm	8:00a m				
Economy 10													
5	12:00 am	7:00a m	2:00p m	5:00p m	7:00p m	10:00 pm		12:00 am	7:00a m	2:00p m	5:00p m	7:00p m	10:00 pm
6	2:00a m	7:00a m	2:00p m	4:00p m	7:00p m	10:00 pm		2:00a m	7:00a m	2:00p m	4:00p m	7:00p m	10:00 pm
7	12:00 am	5:00a m	1:00p m	4:00p m	8:00p m	10:00 pm		12:00 am	5:00a m	1:00p m	4:00p m	8:00p m	10:00 pm
8	4:30a m	7:30a m	1:30p m	4:30p m	8:30p m	12:30 am		4:30a m	7:30a m	1:30p m	4:30p m	8:30p m	12:30 am
This preset MUST be adjusted or the unit will remain permanently ON													
9	12:00 am	8:00a m	8:00a m	4:00p m	4:00p m	12:00 am		12:00 am	8:00a m	8:00a m	4:00p m	4:00p m	12:00 am

Use the box below to write which preset the installer has set your switch to and any details about what times have been reduced for future information:

• **PRESET NUMBER:**

FAQs

Q: What should I do if my Powersaver Dual Flexi is not functioning properly?

A: If you encounter any issues with the product, please refer to the troubleshooting section in the user manual. If problems persist, contact our Customer Care team for assistance.

Q: Can I program the Powersaver Dual Flexi outside of the off-peak period?

A: The controller is designed to operate within the off-peak times to optimize energy usage. While you can adjust program times within this period, going beyond it is not supported.

Documents / Resources



[SANGAMO PSDF2 Immersion Water Heater Controller](#) [pdf] Instructions
PSDF2, PSDF2 Immersion Water Heater Controller, Immersion Water Heater Controller, Water Heater Controller, Heater Controller

References

- [User Manual](#)

[Manuals+](#), [Privacy Policy](#)

This website is an independent publication and is neither affiliated with nor endorsed by any of the trademark owners. The "Bluetooth®" word mark and logos are registered trademarks owned by Bluetooth SIG, Inc. The "Wi-Fi®" word mark and logos are registered trademarks owned by the Wi-Fi Alliance. Any use of these marks on this website does not imply any affiliation with or endorsement.