




Sandstrom SKBWHBT19 Bluetooth Keyboard Instruction Manual

[Home](#) » [Sandstrom](#) » Sandstrom SKBWHBT19 Bluetooth Keyboard Instruction Manual 

Sandstrøm

Bluetooth® Keyboard
SKBWHBT19
Instruction Manual



Contents

- [1 Safety Warnings](#)
- [2 Unpacking](#)
- [3 Product Overview](#)
- [4 Charging the Keyboard](#)
- [5 Switching On/Off](#)
- [6 Pairing the Keyboard](#)
- [7 Selecting Different Mode](#)
- [8 Function Keys](#)
- [9 Other Function Keys](#)
 - [9.1 For Android Device](#)
 - [9.2 For iOS Device](#)
- [10 Hints and Tips](#)
- [11 Specifications](#)
- [12 Documents / Resources](#)
- [13 Related Posts](#)

Safety Warnings

- Read all the instructions carefully before using the unit and keep them for future reference.
- Retain the manual. If you pass the unit onto a third party, make sure to include this manual.

Wireless Devices:

- Before boarding any aircraft or packing a wireless device in luggage that will be checked in, remove the batteries from the wireless device.
- Wireless devices can transmit radio frequency (RF) energy, whenever batteries are installed and the wireless device is turned on (If it has an On/ Off switch).

Battery-Powered Devices:


- Improper use of batteries may result in battery fluid leakage, overheating, or explosion.
- Released battery fluid is corrosive and may be toxic. It can cause skin and eye burns, and is harmful if swallowed.
- Do not disassemble the keyboard or remove any parts.
- Do not immerse the keyboard in water or any liquid.
- Do not use the keyboard close to heat sources or expose to high temperatures.
- Do not use the keyboard where strong electromagnetic waves are present. Strong electromagnetic waves will cause damage to the keyboard.
- Keep the keyboard away from direct sunlight, moisture, dirt or abrasive chemical products (cleaning products etc).

Thank you for purchasing your new product.

We recommend that you spend some time reading this instruction manual in order that you fully understand all the operational features it offers. You will also find some hints and tips to help you resolve any issues. Read all the safety instructions carefully before use and keep this instruction manual for future reference.

Unpacking

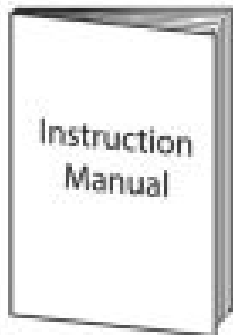
Remove all items from the packaging. Retain the packaging. If you dispose of it please do so according to local regulations. The following items are included:



Main Unit

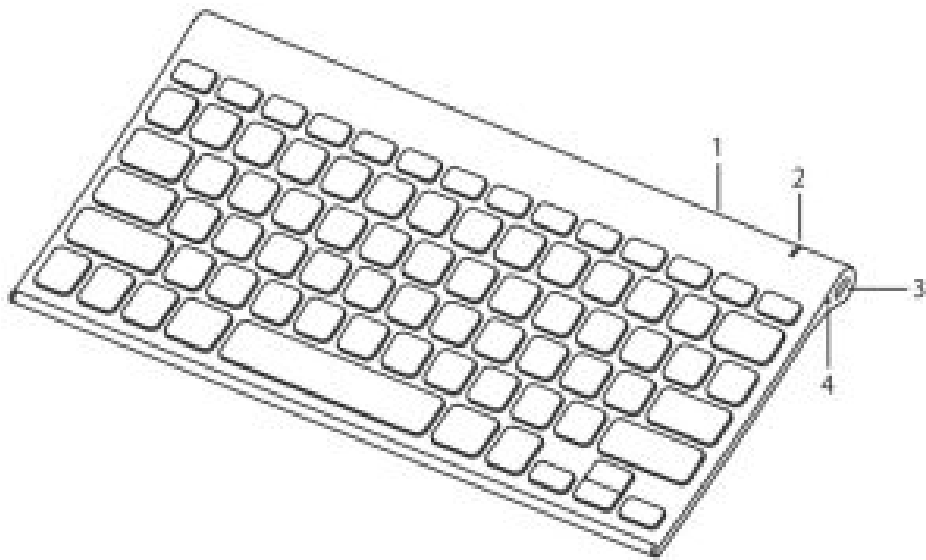


USB Charging Cable



Instruction Manual

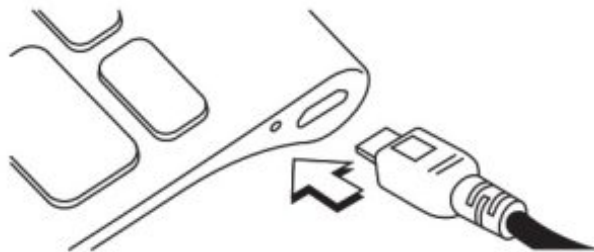
Product Overview



1. ON/OFF Switch 2. Power Indicator	3. USB Charging Socket 4. Charging Indicator
--	---

Charging the Keyboard

When using the unit for the first time, charge it fully first. 1. Connect the USB charging cable to the keyboard. 2. Connect the other end of the USB charging cable to a powered USB device.



Status	Battery Indicator
Low battery	The Power indicator will flash in green.
Charging	The Battery indicator will light up red.
Fully charged	The Battery indicator will light up green.

Switching On/Off

To switch on, switch the ON/OFF switch to ON position, the Power indicator will light up blue for a few seconds.

- If the unit are already paired with a Bluetooth device before, it will automatically connect with the last paired device when both are in pairing mode.


To switch off, switch the ON/OFF switch to OFF position, the Power indicator light will extinguish.



- The keyboard will automatically power down when it is idled for 10 minutes. To wake it up press any key.
- If the unit does not use for a long period, switch the ON/OFF switch into the OFF position to conserve energy.

Pairing the Keyboard

You must have a Bluetooth-enabled device to work with this unit.

1. Switch the keyboard on.
2. Press the **Fn +**  buttons to enter the pairing mode and the **Power** indicator will flash in blue.
3. Activate the Bluetooth feature on your Bluetooth device and start searching. Then select “**SKBWHBT19**”.
4. The **Power** indicator will flash in blue rapidly for few seconds after you have successfully paired the unit.



- The unit will exit pairing mode if no Bluetooth device is paired around 10 minutes.
- If the unit are already paired with a Bluetooth device before, it will automatically connect with the last paired device when both are in pairing mode.













Selecting Different Mode



To select a suitable keyboard type for your device, press the **Fn + Q / W / E** buttons to select Android / PC / iOS mode respectively.

Function Keys

To access the primary functions, press the keypress directly. To access F1 – F12 functions, press the Fn button and the desired keypress together.


	Return to the Home screen
	Switch app
	Select Language Source
	Copy selected item
	Cut selected item
	Paste last copied / cut item
	Back to previous track
	Play/pause track
	Go to next track
	Mute sound
	Decrease the Volume
	Increase the Volume




Some function keys may not be available depending on operating system. 8

Other Function Keys

For Android Device



For iOS Device



Hints and Tips

Keyboard not working:

1. Ensure your keyboard is using correct OS mode with your device.
2. Recharge the battery if the keyboard no longer reacts to input.
3. Ensure your Bluetooth-enabled device's wireless function is active.
4. Ensure there are no other wireless devices in discovery mode.
5. Move the keyboard closer to the device.
6. Pair again the keyboard and the device.

Specifications

Model	SKBWHBT19
Operating System	Windows 8 / 10 Android 4.2 or later iOS 8.0 or later
Operating Distance	< 10m
Bluetooth Interface	Bluetooth® 5.1
Frequency Band(s)	2400 – 2482 MHz
Max. Radio Frequency Power Transmitted	-1 dBm
Max. Radio Frequency	135 x 282 x 14 mm
Power Transmitted	310 g

Features and specifications are subject to change without prior notice.

Model	TW382035
Battery Type	Li-ion rechargeable battery
Battery Rating	3.7V 230mAh 0.851Wh
Designation Code	1ICP4/21/36
Manufacturer	Shenzhen Taiwoo Battery Co. Ltd
Dimension	37 x 20 x 4 mm
Net Weight	5 g

Currys.co.uk

All the support you need.

Whether it's a tech emergency or you need plain good advice, we're always on hand to help.

UK: 0344 561 1234

IRE: 1890818 575



Visit Partmaster.co.uk today for the easiest way to buy electrical spares and accessories. With over 1 million spares and accessories available we can deliver direct to your door the very next day. Visit www.partmaster.co.uk or call 0344 800 3456 (UK customers only). Calls charged at National Rate.



Notes for battery disposal

The batteries used with this product contain chemicals that are harmful to the environment.

To preserve our environment, dispose of used batteries according to your local laws or regulations.

Do not dispose of batteries with normal household waste. For more information, please contact the local authority or your retailer where you purchased the product.



The symbol on the product or its packaging indicates that this product must not be disposed of with your other household waste. Instead, it is your responsibility to dispose of your waste equipment by handing it over to a designated collection point for the recycling of waste electrical and electronic equipment. The separate collection and recycling of your waste equipment at the time of disposal will help conserve natural resources and ensure that it is recycled in a manner that protects human health and the environment. For more information about where you can drop off your waste for recycling, please contact your local authority, or where you purchased your product.


The Bluetooth® word mark and logos are registered trademarks owned by the Bluetooth SIG, Inc. and any use of such marks by DSG Retail Limited is under license. Other trademarks and trade names are those of their respective owner.

All trademarks are the property of their respective owners and all rights are acknowledged.

DSG Retail Ltd. (co. no. 504877)
1 Portal Way, London, W3 6RS, UK

EU Representative
DSG Retail Ireland Ltd (259460)
3rd Floor Office Suite
Omni Park SC, Santry, Dublin 9, Republic of Ireland
IB-SKBWHBT19-201221V5

Documents / Resources

	Sandstrom SKBWHBT19 Bluetooth Keyboard [pdf] Instruction Manual SKBWHBT19, Bluetooth Keyboard
---	--