



SAMSUNG Front Control Slide-in Gas Range with Convection User Manual

[Home](#) » [Samsung](#) » SAMSUNG Front Control Slide-in Gas Range with Convection User Manual 

SAMSUNG Front Control Slide-in Gas Range with Convection



Contents

- [1 Signature Features](#)
- [2 Available Colors](#)
- [3 Features](#)
- [4 Convenience](#)
- [5 Installing Your Range](#)
- [6 Documents / Resources](#)
 - [6.1 References](#)
- [7 Related Posts](#)

Signature Features

Convection

- Powerful convection saves you time by cooking food fast and more evenly. Perfect for baking and roasting.

Ready2Fit™ Guarantee

- If your Samsung Front Control Slide-In Range doesn't fit your 30" Freestanding Range cutout, enjoy \$100* on us to cover any countertop modification costs.

**Visit samsungpromotions.com/SlideInReady2Fit for details.*

Fingerprint Resistant Finish

- Fingerprint resistant, for an everyday beautiful finish

Available Colors



***Fingerprint Resistant
Stainless Steel (shown)***



***Fingerprint Resistant
Black Stainless Steel***



Convection



Ready2Fit™ Guarantee

Features

- Convection
- Ready2Fit™ Guarantee
- Fingerprint Resistant Finish
- 2 Power Burners
- Integrated Cast-Iron Griddle
- Large Oven Capacity – 6.0 cu. ft.
- Glass Touch Controls
- Edge-to-Edge Grates
- Storage Drawer
- Flexible Cooktop:
 - Five Burner Cooktop
 - Right Front: 17K BTU
 - Left Front: 16K BTU
 - Right Rear: 5K BTU
 - Left Rear: 9.5K BTU
 - Center (Oval): 10K BTU

Convenience

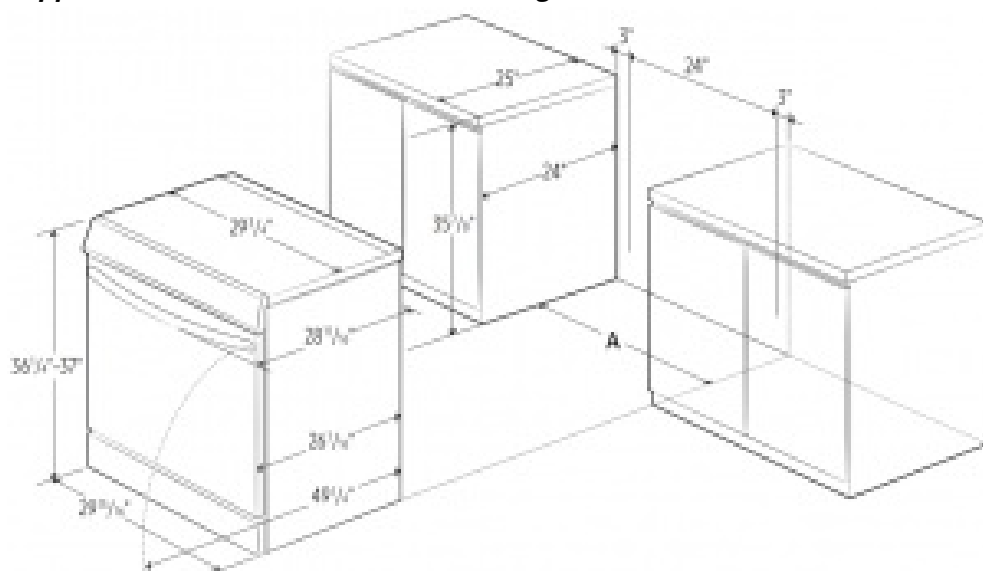
- Wi-Fi Connectivity
- Voice-Enabled
- Self Clean
- Child Safety Lock
- Delay Start
- Auto Oven Light
- Kitchen Timer
- Sabbath Mode



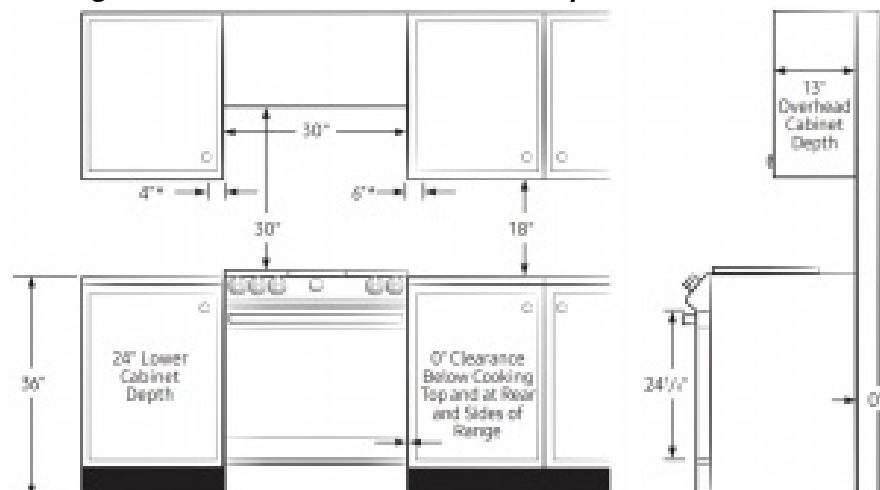
Installing Your Range

A: Cabinet opening 30"

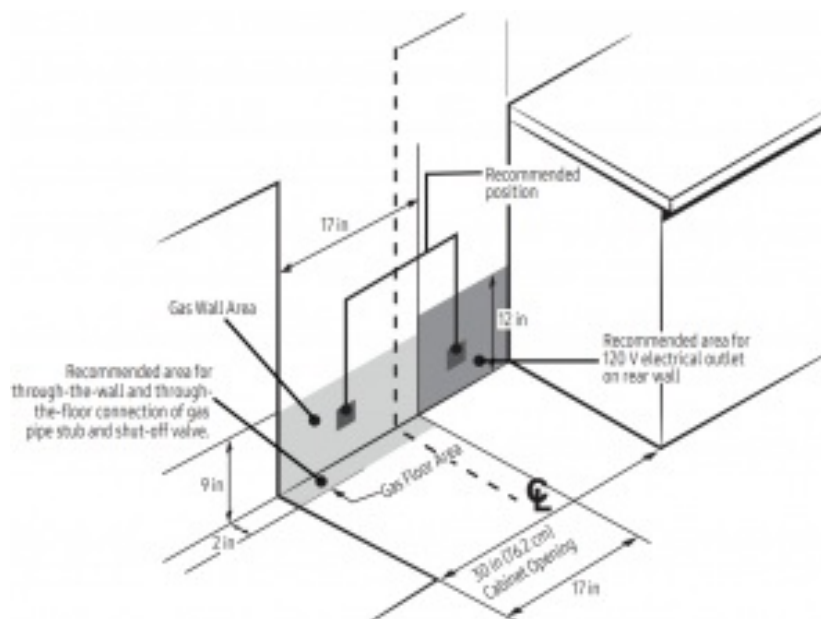
IMPORTANT: *If your cabinets are over 37" high, you must install this range on a hard, heat-resistant support that raises the surface of the range so that it is about even with the countertop.*



IMPORTANT: *Consult with Installation Manual for detailed instructions before installing. All ranges must be installed with the Anti-Tip device that is included.*



Recommended Locations for Gas Piping and Electrical Outlets



Power Source

120V/60Hz/20A

Total Power (BTU)

57,500 BTU

Black Enamel 5-Burner Cooktop

- Right Front: 17K BTU
- Left Front: 16K BTU
- Right Rear: 5K BTU
- Left Rear: 9.5K BTU
- Center (Oval): 10K BTU

Oven

- Capacity: 6.0 cu. ft.
- Convection Bake
- Convection Roast
- Bake
- Variable Broil: Low/High
- Bread Proof
- Dehydrate

Warranty

One (1) Year Parts and Labor

Product Dimensions & Weight (WxHxD)

Oven Interior Dimensions:

24 13/16" x 21 5/8" x 19 5/8"

Outside Dimensions:
29 15/16" x 36 1/4-37" (Adjustable) x 28 11/16"
Weight: 205 lbs

Shipping Dimensions & Weight (WxHxD)

Dimensions:
33 1/16" x 41 3/4" x 30 5/16"
Weight: 230 lbs


Color	Model #	UPC Code
Fingerprint Resistant Stainless Steel	NX60T8311SS	887276409214
Fingerprint Resistant Black Stainless Steel	NX60T8311SG	887276409207



Actual color may vary. Design, specifications, and color availability are subject to change without notice. Non-metric weights and measurements are approximate.
©2020 Samsung Electronics America, Inc. 85 Challenger Road, Ridgefield Park, NJ 07660. Tel: 800-SAMSUNG.
samsung.com. Samsung is a registered trademark of Samsung Electronics Co. Ltd.

SAMSUNG

Documents / Resources

	SAMSUNG Front Control Slide-in Gas Range with Convection [pdf] User Manual Front Control Slide-in Gas Range with Convection, NX60T8311SS
---	---

References

- [Samsung US](#) | [Mobile](#) | [TV](#) | [Home Electronics](#) | [Home Appliances](#) | [Samsung US](#)
- samsungpromotions.com/SlideInReady2Fit