



Saginaw Control SCE-NEXD12-SS Series External Disconnect Installation Guide

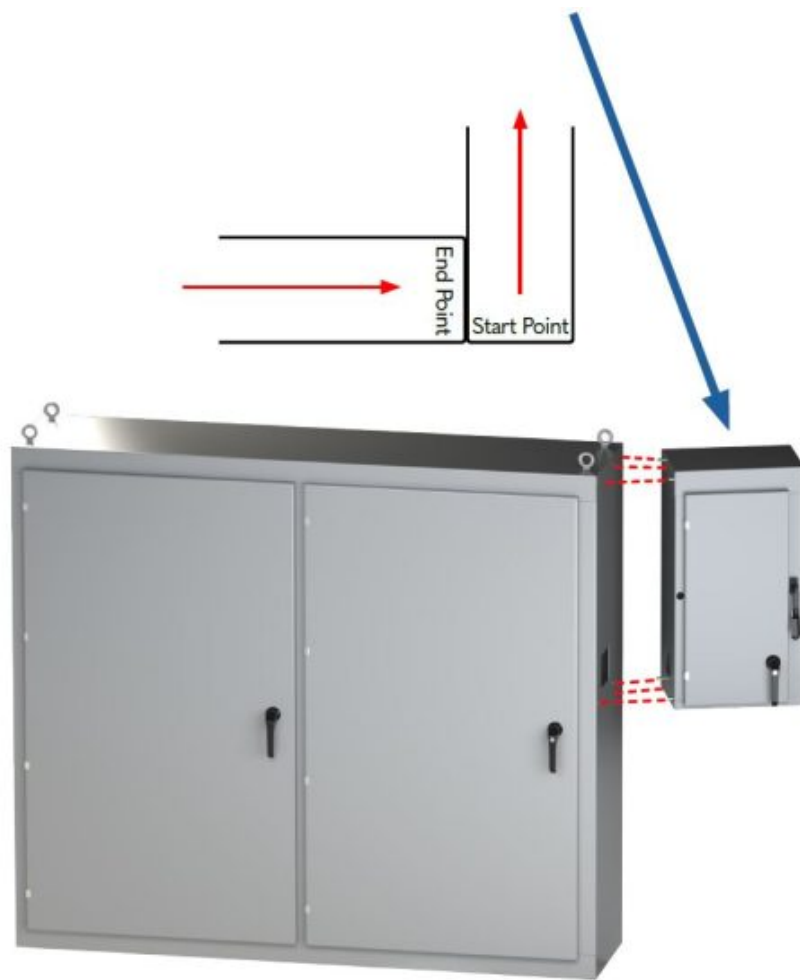
[Home](#) » [Saginaw Control](#) » Saginaw Control SCE-NEXD12-SS Series External Disconnect Installation Guide 

Contents

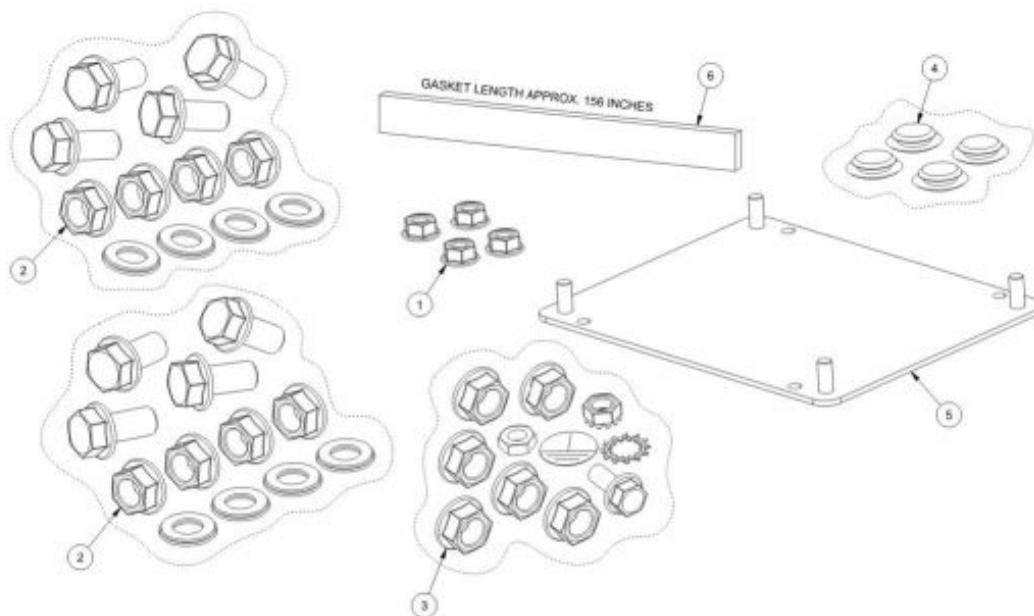
- [1 Saginaw Control SCE-NEXD12-SS Series External Disconnect Installation Guide](#)
- [2 Documents / Resources](#)
 - [2.1 References](#)
- [3 Related Posts](#)

Saginaw Control SCE-NEXD12-SS Series External Disconnect Installation Guide





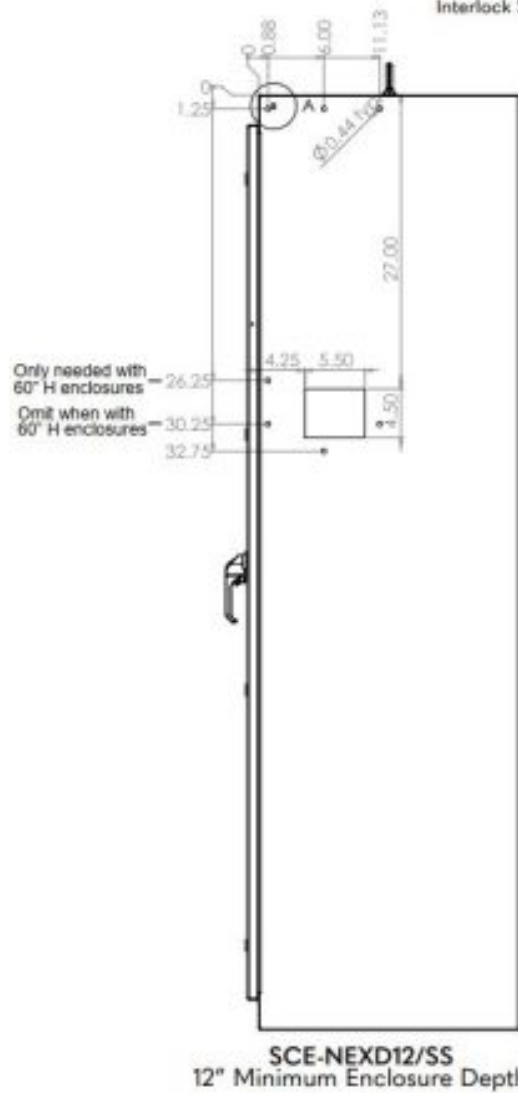
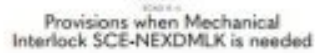
132942 BOM		
Item	Qty	Part Description
1	4	10-32 Flange Nut
2	2	0.38-16 X 0.75 Mtg Hardware
3	1	Sub-Panel and Grounding Hardware
4	1	Hole Plug - Kit
5	1	EXD and EXR Cover plate
6	1	Strip Gasket

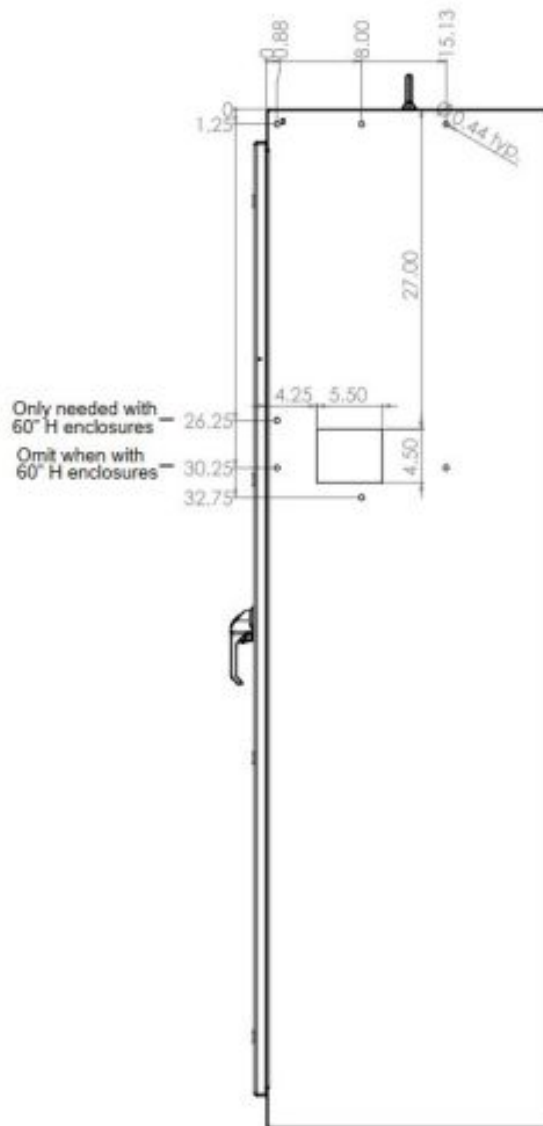


Gasket Installation:

Starting at the bottom of the external disconnect, install the gasket (item 6) around the side of the enclosure between the edge and the holes. Edge the end of the gasket up to the start point to ensure no water can travel through.

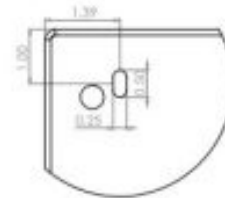
Using the provided bolt pack (item 2) use the mounting hardware to mount the external disconnect.





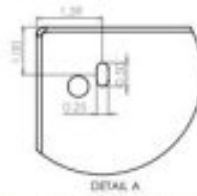
Only needed with
 60" H enclosures —
 Omit when with
 60" H enclosures —

SCE-NEXD16/SS
 16" Minimum Enclosure Depth

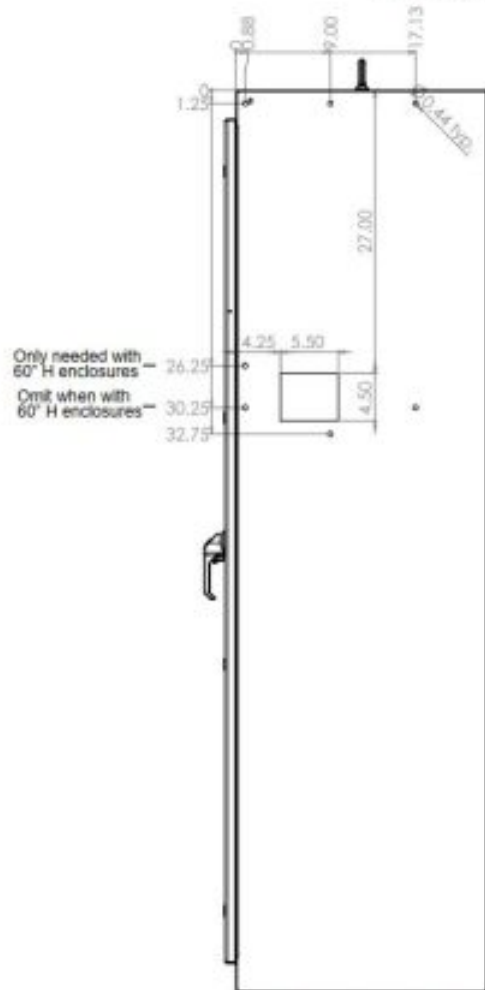


DETAIL A
 SCALE 1:1

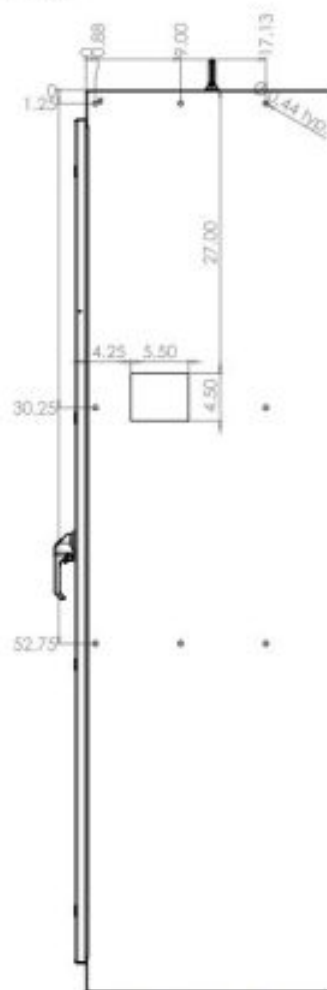
Provisions when Mechanical
 Interlock SCE-NEXDMLK is needed



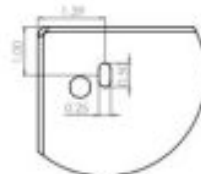
Provisions when Mechanical Interlock SCE-NEXDMLK is needed



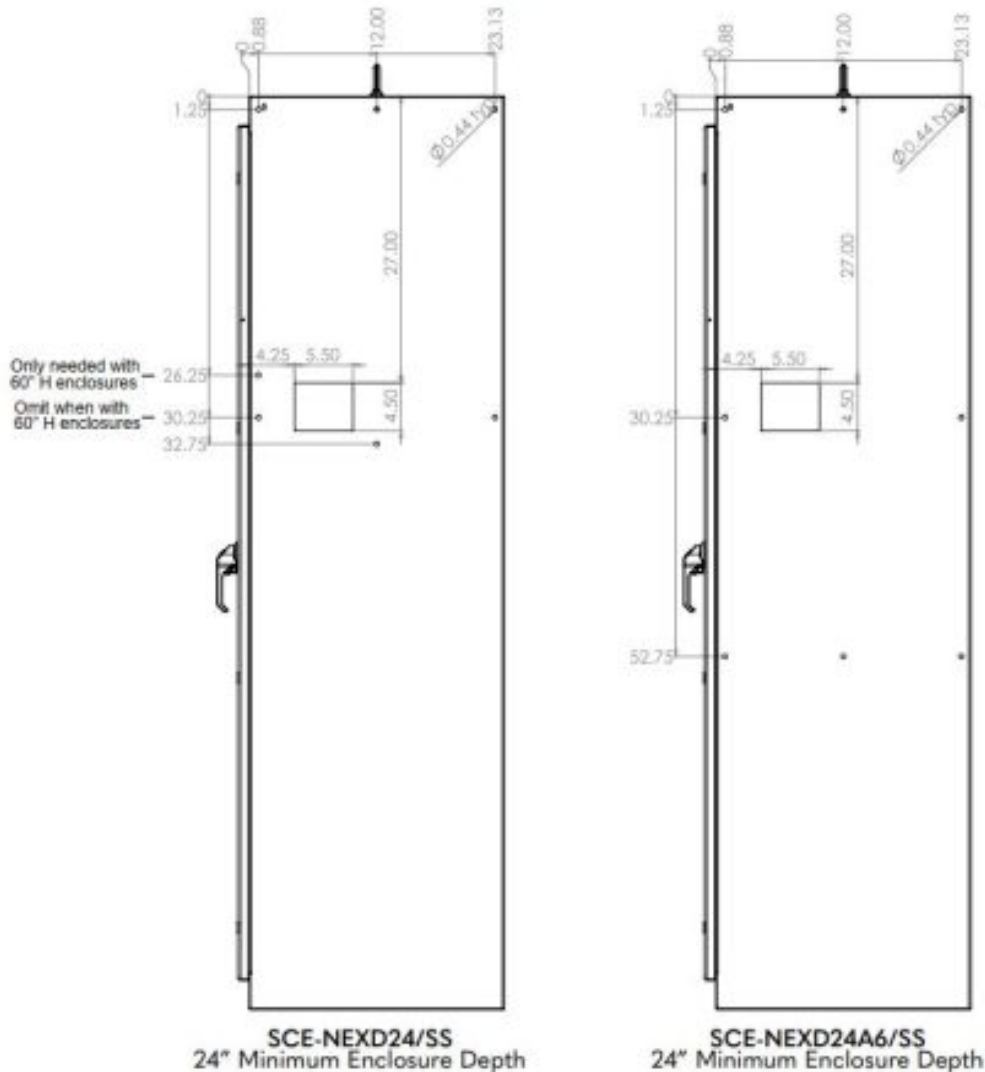
SCE-NEXD18/SS
18" Minimum Enclosure Depth



SCE-NEXD18A6/SS
18" Minimum Enclosure Depth




DETAIL A
Mechanical Interlock SCE-NEXDMLK is needed



Read More About This Manual & Download PDF:

Documents / Resources



[Saginaw Control SCE-NEXD12-SS Series External Disconnect](#) [pdf] Installation Guide
SCE-NEXD12-SS, SCE-NEXD12A6-SS, SCE-NEXD16-SS, SCE-NEXD18-SS, SCE-NEXD18A
6-SS, SCE-NEXD24-SS, SCE-NEXD24A6-SS, SCE-NEXD12-SS Series External Disconnect,
SCE-NEXD12-SS Series, External Disconnect, Disconnect

References

- [User Manual](#)

Manuals+. Privacy Policy

This website is an independent publication and is neither affiliated with nor endorsed by any of the trademark owners. The "Bluetooth®" word mark and logos are registered trademarks owned by Bluetooth SIG, Inc. The "Wi-Fi®" word mark and logos are registered trademarks owned by the Wi-Fi Alliance. Any use of these marks on this website does not imply any affiliation with or endorsement.