



safire SF-SLFINGER-BT Fingerprint Reader Instruction Manual

[Home](#) » [safire](#) » safire SF-SLFINGER-BT Fingerprint Reader Instruction Manual 

Contents

- 1 [safire SF-SLFINGER-BT Fingerprint Reader](#)
- 2 [Packing List](#)
- 3 [Parameters](#)
- 4 [APP Installation & Use Tutorial](#)
- 5 [APP Operations](#)
- 6 [Installation](#)
- 7 [Documents / Resources](#)
 - 7.1 [References](#)
- 8 [Related Posts](#)



safire SF-SLFINGER-BT Fingerprint Reader



Packing List

- Fingerprint controller *1



- Fixed plate*1



- USB data cable * 1



- Screws * 2



- Mini screwdriver * 1



Parameters

Model	SF-SLFINGER-BT (Fingerprint Controller)
Compatible	With WeHere Smart Lock
Material	Aluminum alloy + plastic
Installation	Screw fixing
Size	56x56x21.5mm
Weight	95g
Battery	230mAh Lithium battery
Endurance	3 months
Fingerprintcapacity	20

APP Installation & Use Tutorial

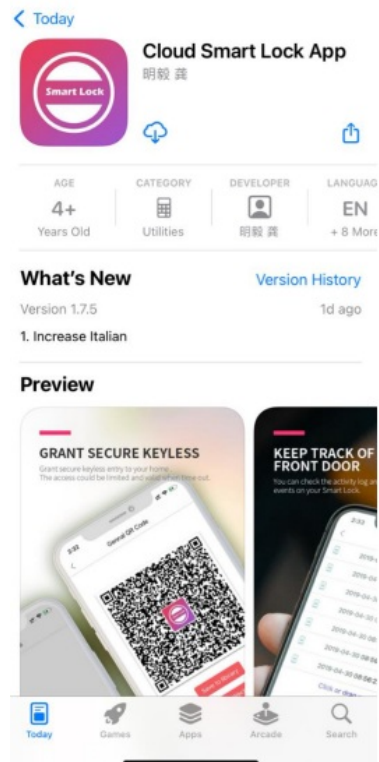
APP Download

Scan the QR code on the right or visit the website to download the app and register an account.

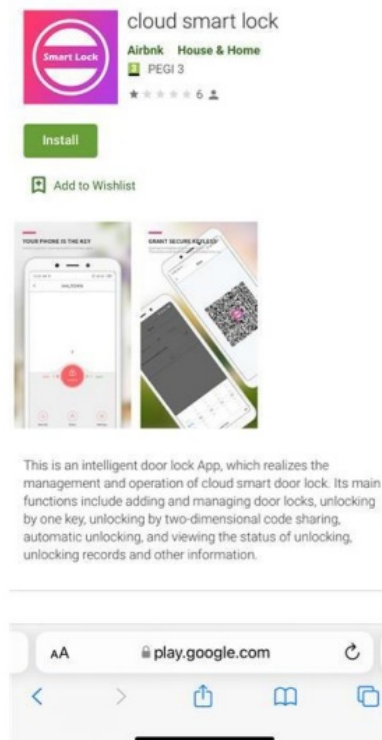


<http://www.cloudsmartlock.com/m/app.html>

IOS



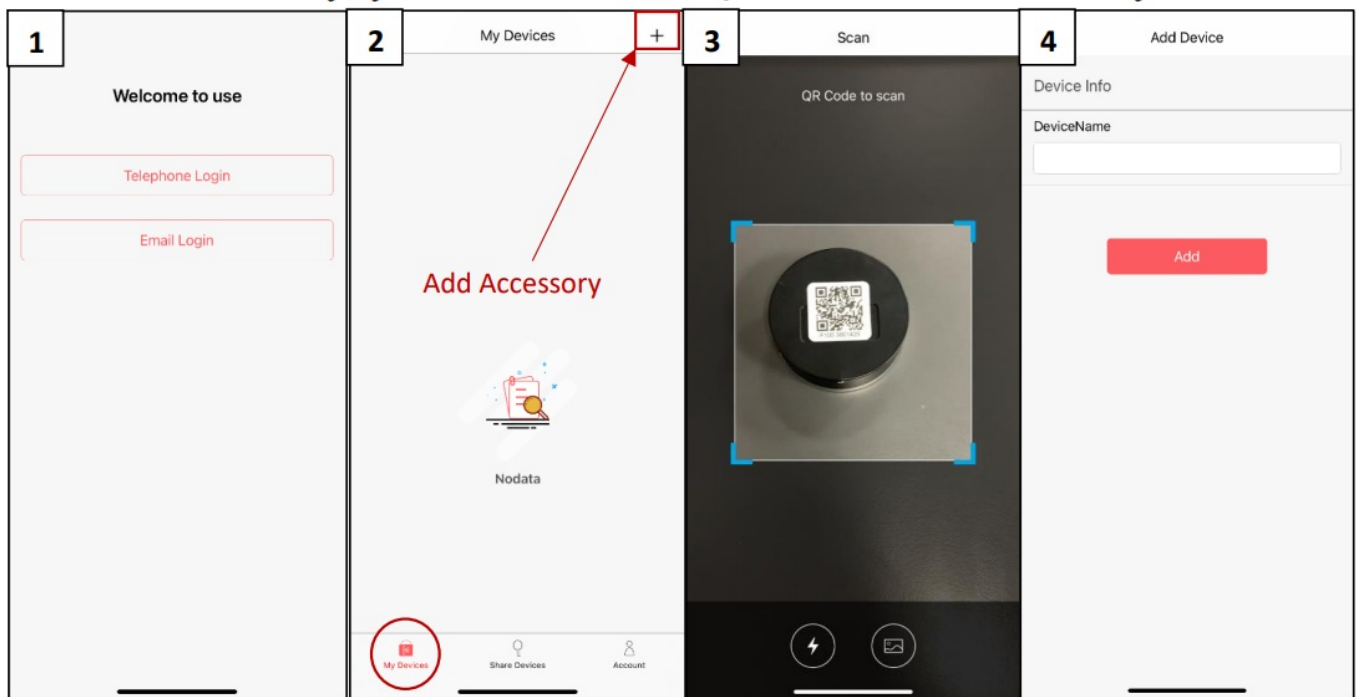
Android



APP Operations

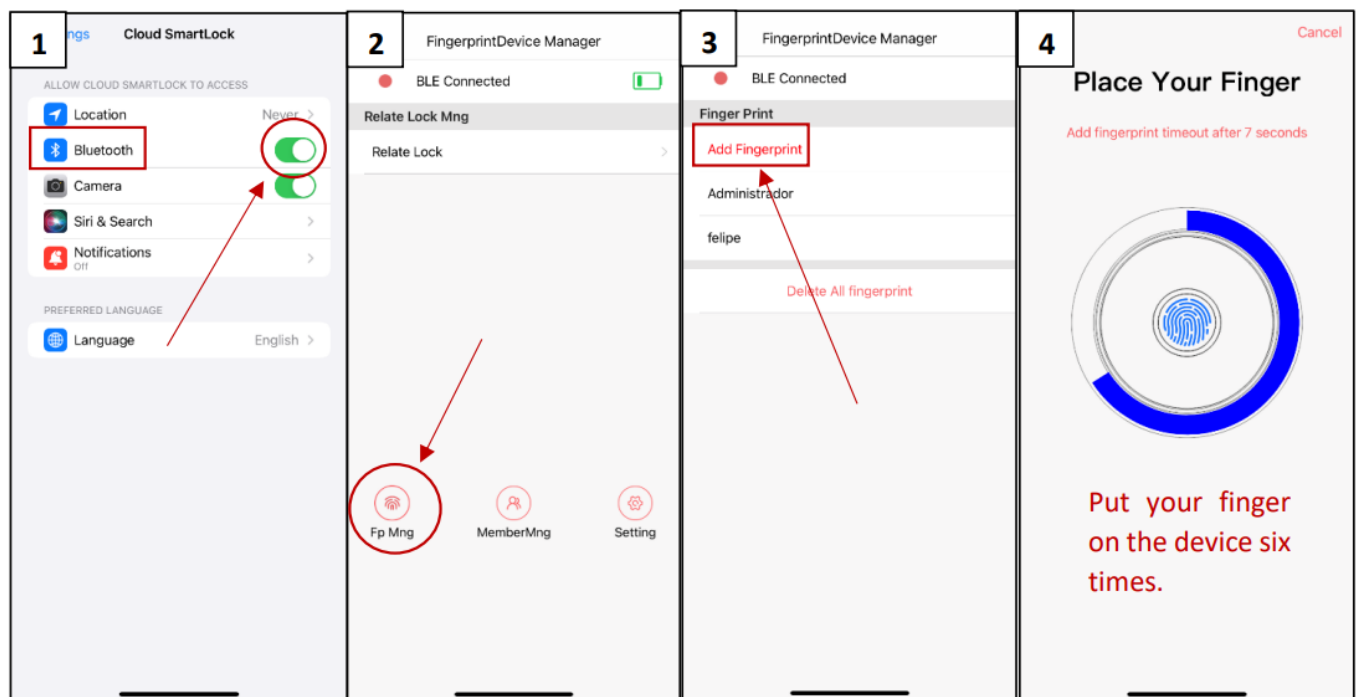
Add Accessory in the APP

To add an accessory, you must scan the QR code on the accessory.



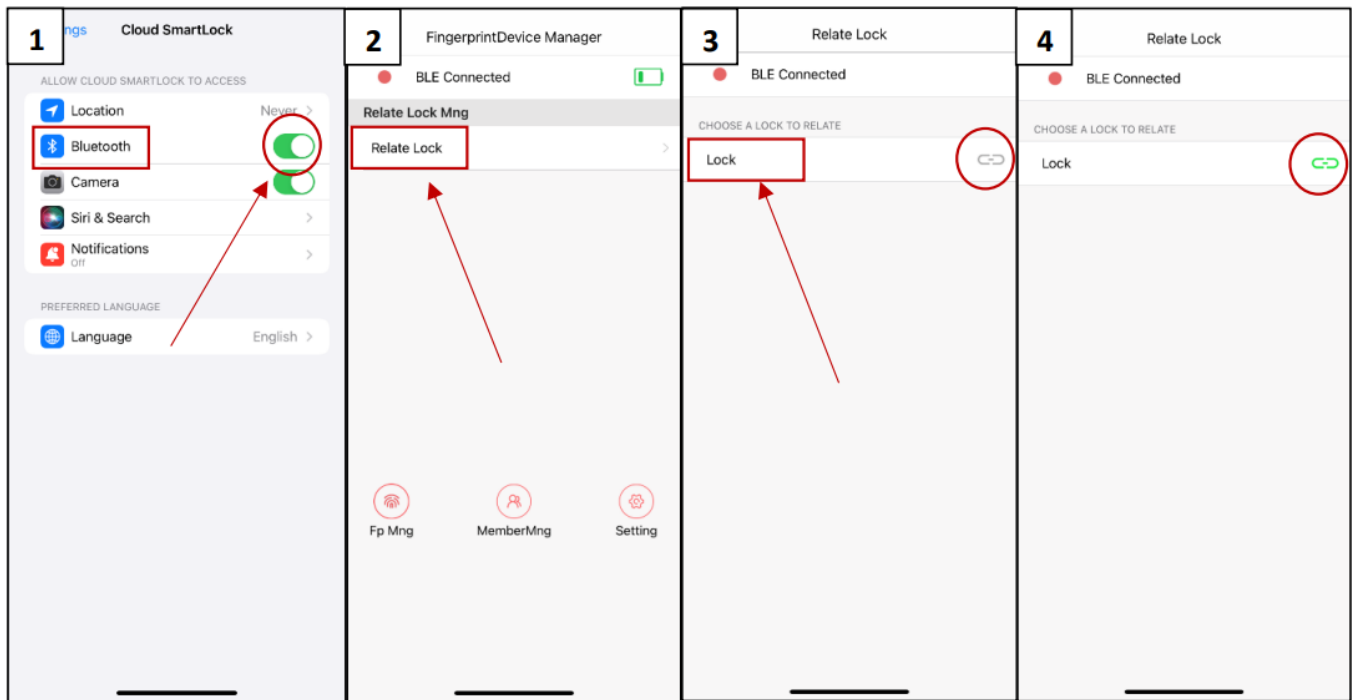
Add Fingerprints

Through the App, inside the devices added, you can click “Fp Mng” to add Fingerprints. The operation of fingerprint needs to be done via Bluetooth. Be sure to enable Bluetooth before starting the operation.

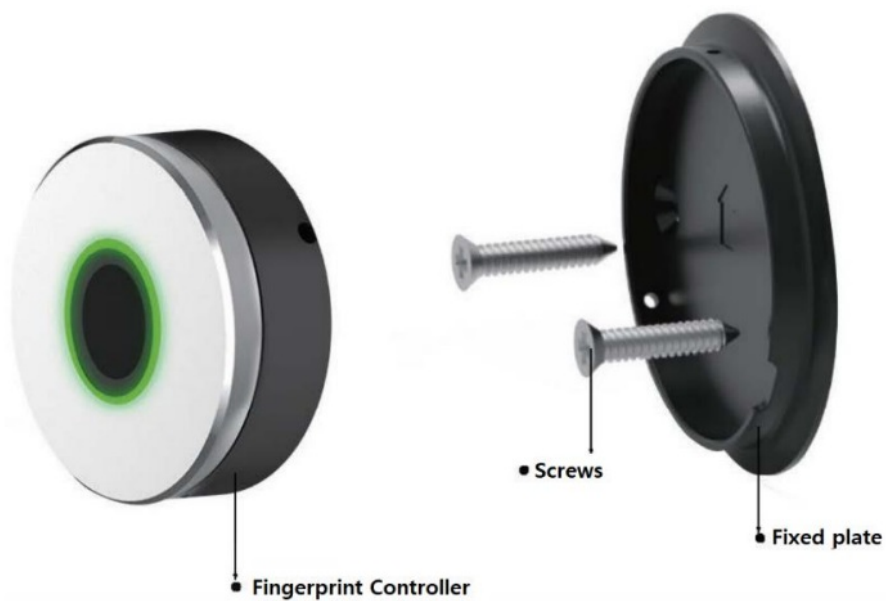


Rale lock


First of all, you must add the lock in the application by following the steps in the “Add Accessory” explanation. On the device click “Relate Lock” to bind the lock. The operation of binding the lock need to be done via Bluetooth. Be sure to enable Bluetooth before starting the operation.



Installation



Documents / Resources

 <p>safire Smart Accessory Instruction Manual</p>	<p>safire SF-SLFINGER-BT Fingerprint Reader [pdf] Instruction Manual SF-SLFINGER-BT, Fingerprint Reader, SF-SLFINGER-BT Fingerprint Reader, Reader</p>
---	--

References

-  [APP Download](#)

Manuals+.