





Sabrent CR-UMMB USB 3.0 Flash Memory Card Reader User Manual


[Home](#) » [Sabrent](#) » Sabrent CR-UMMB USB 3.0 Flash Memory Card Reader User Manual 



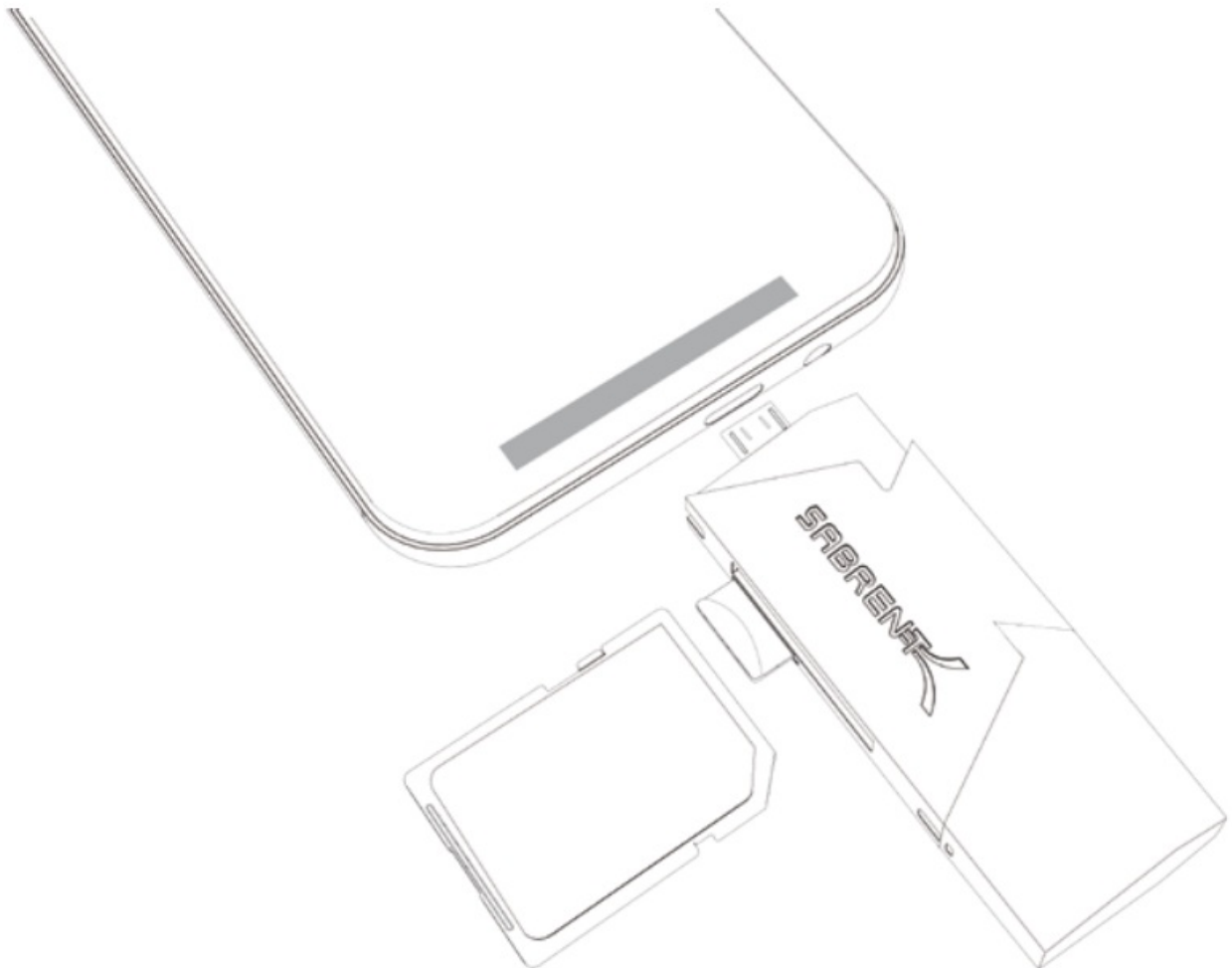
Contents

- [1 Sabrent 2-Slot Micro USB OTG and USB 3.0 Flash Memory Card Reader](#)
- [2 Documents / Resources](#)
- [3 Related Posts](#)

Sabrent 2-Slot Micro USB OTG and USB 3.0 Flash Memory Card Reader



1. Connect the is a device to Mac or PC through a USB port



2. Connect with the Featured OTG device the Pease n through micro USB

This device can only read one card at a time.

Enjoy!


At this point, the USB 3.0 Flash Memory Card Reader is completely installed — no software drivers are needed to complete the installation.

Thank you for choosing Sabrent and enjoy!

For installation issues please contact:

Support@Sabrent.com

Documents / Resources

 <p>CR-UMMB</p> <p>Sabrent 2-Slot Micro USB OTG and USB 3.0 Flash Memory Card Reader</p>	<p>Sabrent CR-UMMB USB 3.0 Flash Memory Card Reader [pdf] User Manual CR-UMMB, CARD READER, Memory Card Reader, USB 3.0 CARD READER</p>
---	---

[Manuals+.com](#)