


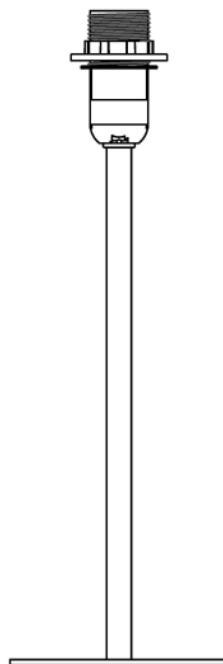


rusta 91501210 Lamp Base Instruction Manual

[Home](#) » [RUSTA](#) » rusta 91501210 Lamp Base Instruction Manual 

RUSTA[®]

91501210 Lamp Base
Instruction Manual



Bremen

Item No. 91501210 / 915013310101

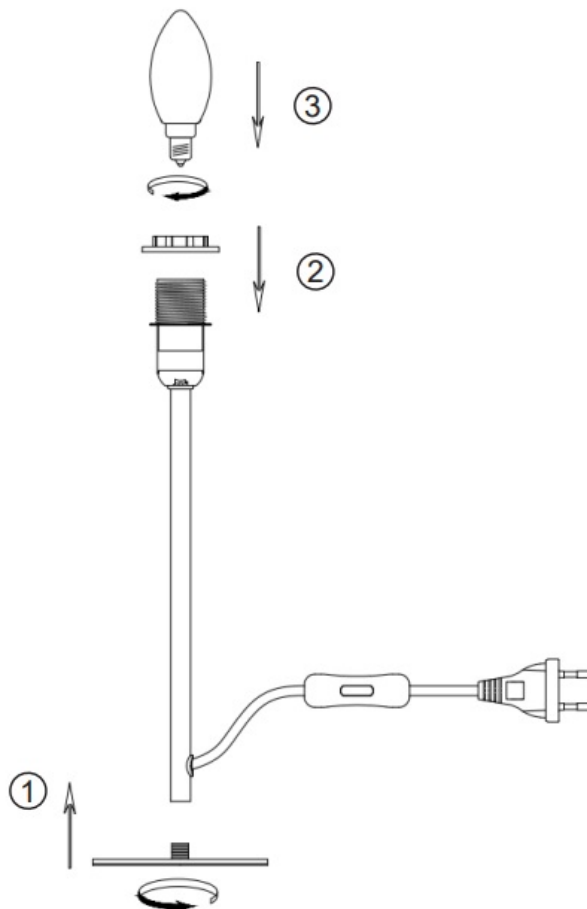
Contents

- [1 91501210 Lamp Base](#)
- [2 Assembling Instruction](#)
- [3 RIGHT OF COMPLAINT](#)
- [4 ENVIRONMENT AND RECYCLING](#)
- [5 Documents / Resources](#)
 - [5.1 References](#)
- [6 Related Posts](#)

91501210 Lamp Base

1. If the external flexible cable or cord of this luminaire is damaged, it shall be exclusively replaced by the manufacturer or his service agent or a similar qualified person to avoid a hazard.
2. Do not remove or replace a light bulb in a socket when the product is plugged into the electricity.
3. To avoid the risk of fire, do not adapt any bulb exceeding the recommended wattage. 220-240v~ 50Hz E14 Max 8W LED.
4. Indoor use only.

Assembling Instruction



RIGHT OF COMPLAINT

By law the product must be returned to the place of purchase along with the original receipt in the event of a complaint. The user is liable for any damage to the product that is caused by not using the product for its intended

purpose or by not following this user manual correctly. The right of complaint will not apply in these instances.




ENVIRONMENT AND RECYCLING

When the product is used up, leave it for recycling according to local waste disposal regulations. Note that the product must not be disposed of with normal household waste.

Customer Service Rusta

Consumer contact:	Rusta Customer Service, Box 5064, 194 05 Upplands Väsby, SWEDEN
Website:	www.rusta.com
E-mail:	customerservice@rusta.com



Documents / Resources

	rusta 91501210 Lamp Base [pdf] Instruction Manual 91501210 Lamp Base, 91501210, Lamp Base, Base
--	--

References

-  [Rusta](#)