



# ROYAL KLUDGE RKS70 Split Mechanical Keyboard User Manual

[Home](#) » [ROYAL KLUDGE](#) » ROYAL KLUDGE RKS70 Split Mechanical Keyboard User Manual 



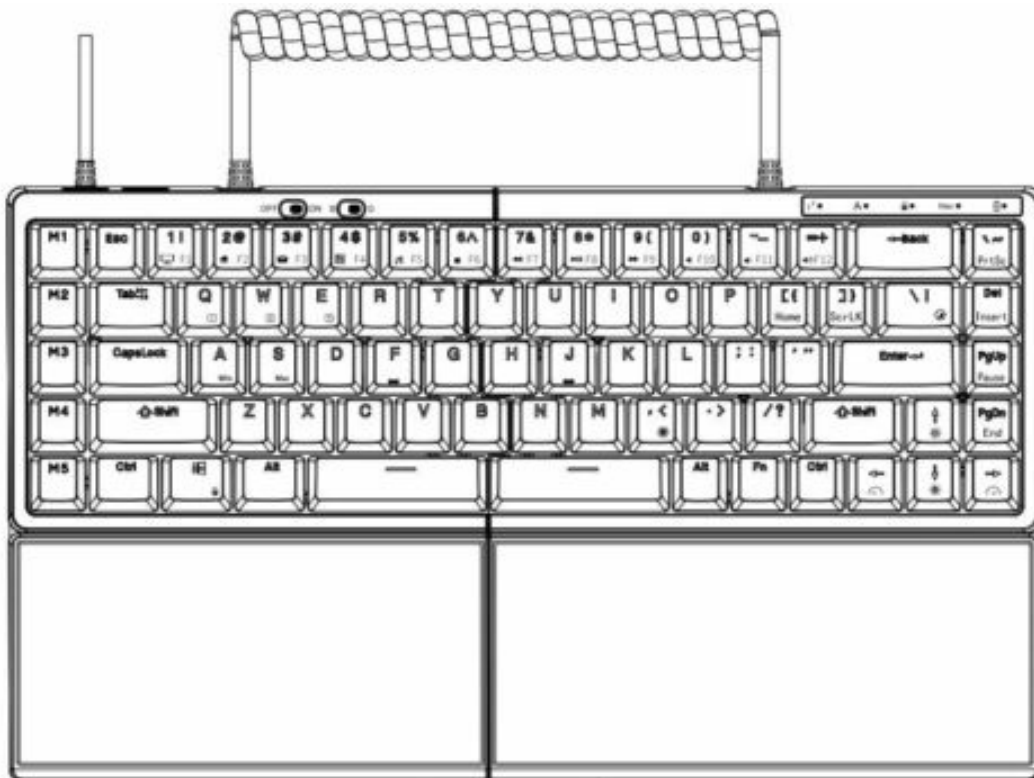
## Contents

- [1 ROYAL KLUDGE RKS70 Split Mechanical Keyboard User Manual](#)
- [1.1 RKS70](#)
- [2 Product Basic](#)
- [3 WIRED MODE](#)
- [4 BUTTON INDICATOR FUNCTION](#)
- [5 HOW TO USE](#)
- [6 BATTERY LEVEL REMINDER](#)
- [7 BACKLIGHT CONTROL](#)
- [8 SPECIAL FUNCTION KEYS](#)
- [9 MULTIMEDIA KEY FOR WINDOWS](#)
- [10 MULTIMEDIA KEY FOR MAC](#)
- [11 SYSTEM REQUIREMENTS](#)
- [12 FCC COMPLIANCE STATEMENT](#)
- [13 Documents / Resources](#)
  - [13.1 References](#)

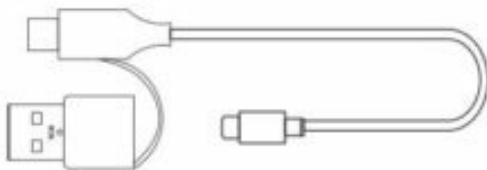


**RKS70**

**Product Basic**



Keyboard

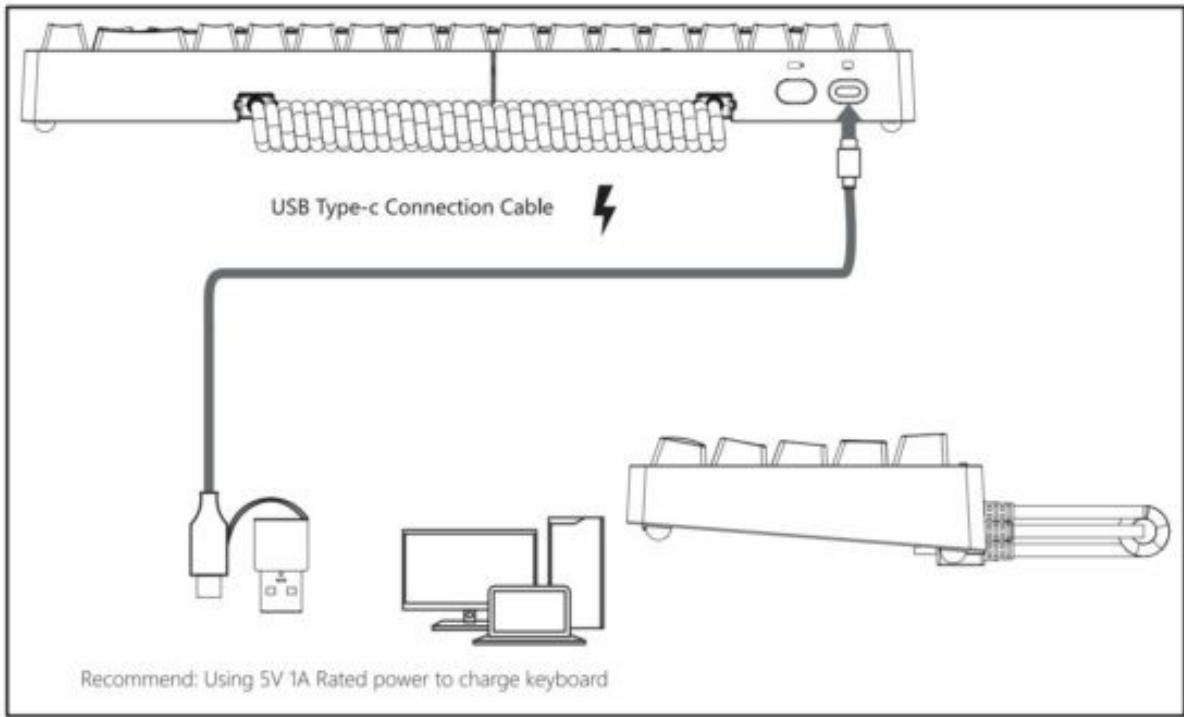


TYPE-C-C-A

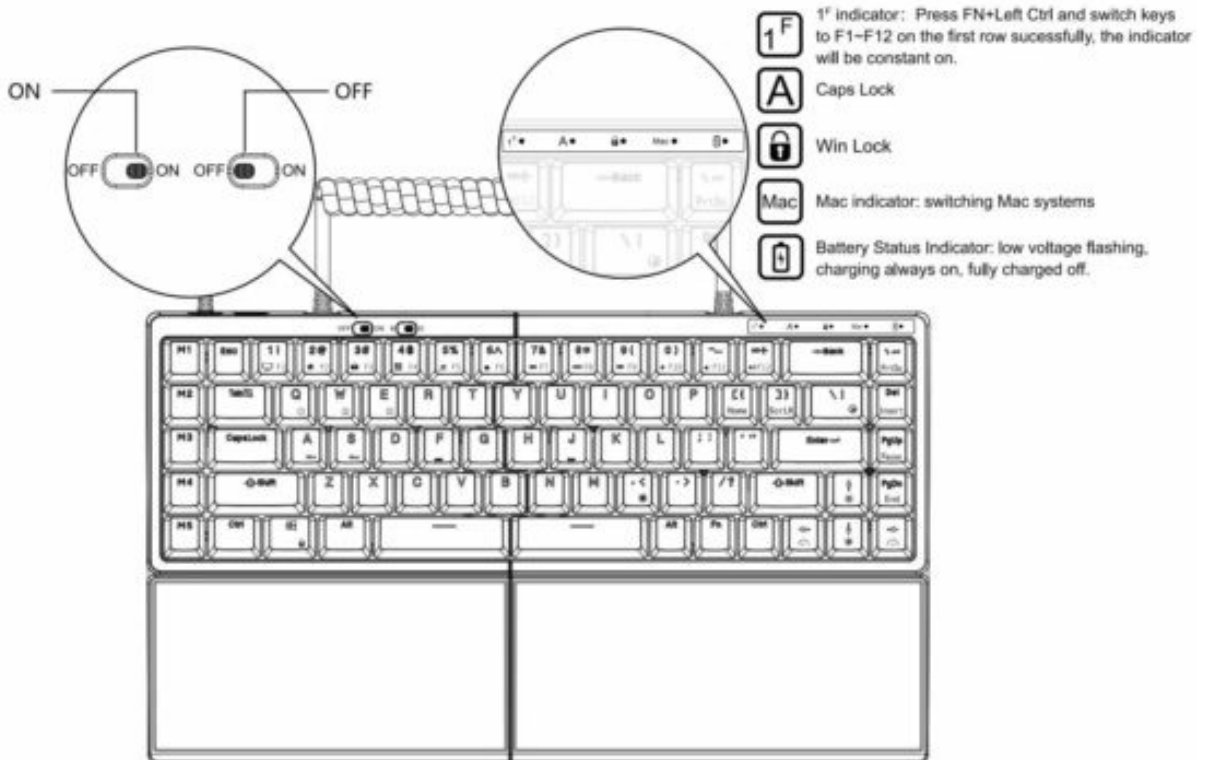


User Manual

## WIRED MODE



## BUTTON INDICATOR FUNCTION



## HOW TO USE

BT connection

OFF ON B G

OFF ON

Switch Power On

OFF ON B G

B G

Switch to B

**1** SHORT PRESS  
Fn+Q/W/E/ to BT Channel

**2** LONG PRESS  
Fn+Q/W/E/ Entry Pairing Mode

2.4Ghz

OFF ON B G

OFF ON

Switch Power On

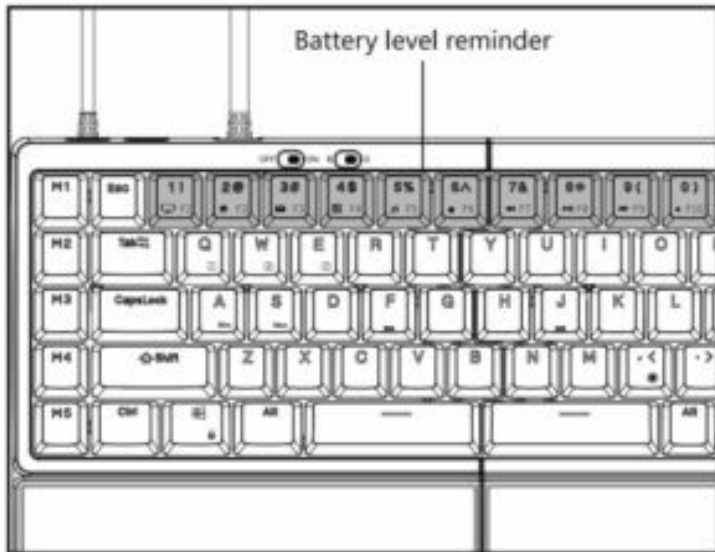
B G

Switch to G

OFF ON B G

Factory paired, no need to pair each time

**BATTERY LEVEL REMINDER**



In BT + 2.4G mode, Press FN+ENTER to check the battery level

for example:

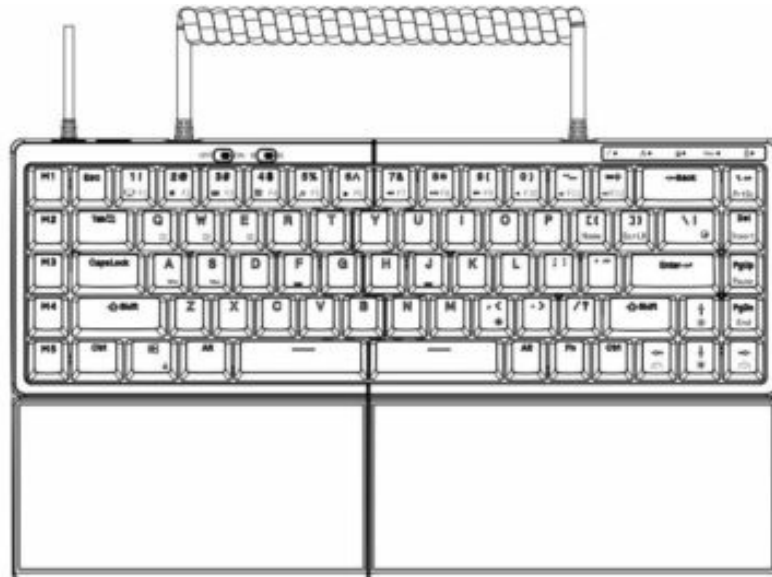
**11** When the backlight is on, it means the keyboard is 10% charged at this time.




**11** ~ **20** The backlight is on at the same time, indicating that the keyboard is at 20% power at this time.



and so on

**11** ~ **03** The backlight is on at the same time, indicating that the keyboard power is 100% at this time

## BACKLIGHT CONTROL



- Fn** + **11**  Switch Backling Mode
- Fn** + **↑**  Backlight Brightness +
- Fn** + **↓**  Backlight Brightness -
- Fn** + **space bar** Restore to factory settings

- Fn** + **←**  (only for RGB version) Switch the backlight color
- Fn** + **→**  Backlight Speed +
- Fn** + **←**  Backlight Speed -
- Fn** +  Windows Lock

## SPECIAL FUNCTION KEYS

Fn +  **PrtSc**

Fn +  **Insert**

Fn +  **Pause**

M1 = **Ctrl + A(Select All)**

M2 = **Ctrl + C(Copy)**

M3 = **Ctrl + V(Paste)**


Fn +  **Home**


Fn +  **ScrLk**


Fn +  **End**

M4 = **Ctrl+ X(Cut)**

M5 = **Ctrl+ S(Save)**


Fn +  **F1**


Fn +  **F2**


Fn +  **F3**


Fn +  **F4**


Fn +  **F5**


Fn +  **F6**


Fn +  **F7**

Fn +  **F8**

Fn +  **F9**













Fn +  **F10**













Fn +  **F11**

Fn +  **F12**

## MULTIMEDIA KEY FOR WINDOWS


Windows mode( FN + A: switch to Windows system)











	+		<b>Computer</b>
	+		<b>Browser</b>
	+		<b>Mailbox</b>
	+		<b>Calculator</b>
	+		<b>Player</b>
	+		<b>Stop</b>

	+		<b>Last song</b>
	+		<b>Play / pause</b>
	+		<b>Next song</b>
	+		<b>Mute</b>
	+		<b>Volume-</b>
	+		<b>Volume+</b>

## MULTIMEDIA KEY FOR MAC

MAC mode (FN + s: switch to MAC system)

	+		<b>Screen Brightness-</b>
	+		<b>Screen Brightness+</b>
	+		<b>Keyboard Backlight Brightness-</b>
	+		<b>Keyboard Backlight Brightness+</b>
	+		<b>Last song</b>

	+		<b>Play / pause</b>
	+		<b>Next song</b>
	+		<b>Mute</b>
	+		<b>Volume-</b>
	+		<b>Volume+</b>

## SYSTEM REQUIREMENTS

BT Mode



- Device With Bluetooth3.0, 5.1 or later
- PC: Windows 7 or Later
- Mac: macOS X 10.6 Snow Leopard or Later
- iOS: All iPads/iPhone 5 or Later
- Android: 5.0 Lollipop or Later

#### **wired/2.4 Ghz Mode**

- Computer with Available USB port
- PC: Windows 7 or Later
- Mac: macOS X 10.6 Snow Leopard or Later

### **FCC COMPLIANCE STATEMENT**

(USA only)

This device complies with part 15 of the FCC Rules.

Operation is subject to the following two conditions:

(1 ) This device may not cause harmful interference,

(2) this device must accept any interference received, including interference that may cause undesired operation.

**Note:** This equipment has been tested and found to comply with the limits for a ClassB digital device, pursuant to Part 15 of the FCC Rules. These limits are designed to provide reasonable protection against harmful interference in a residential installation. This equipment generates, uses and can radiate radio frequency energy and, if not installed and used in accordance with the instructions, may cause harmful interference to radio communications.

However, there is no guarantee that interference will not occur in a particular installation.

If this equipment does cause harmful interference to radio or television reception, which can be determined by turning the equipment off and on, the user is encouraged to try to correct the interference by one or more of the following measures:

Reorient or relocate the receiving antenna.

Increase the separation between the equipment and receiver.

Connect the equipment into an outlet on a circuit different from that to which the receiver is connected.

Consult the dealer or an experienced radio/TV technician for help.

Warning: Changes or modifications to this unit not expressly approved by the part responsible for compliance could void the user's authority to operate the equipment.

#### **FCC Radiation Exposure Statement**

The device has been evaluated to meet general RF exposure requirement.

The device can be used in portable exposure condition without restriction.

#### **Have an issue with one of our RK products?**

Feel free to contact us with any product issues or questions.

We will reply as quickly as possible to ensure all your needs are handled.

Please contact the seller



WARNING: This product can expose you to chemicals including (name of one or more chemicals), which is (are) known to the State of California to cause cancer and birth defects or other reproductive harm. For more information go to [www.P65warnings.ca.gov](http://www.P65warnings.ca.gov).


Executive standard:GB/T 14081-2010

Made in China [www.rkgaming.com](http://www.rkgaming.com)

## Read More About This Manual & Download PDF:

---

## Documents / Resources

	<a href="#">ROYAL KLUDGE RKS70 Split Mechanical Keyboard</a> [pdf] User Manual RKS70, RKS70 Split Mechanical Keyboard, Split Mechanical Keyboard, Mechanical Keyboard, Keyboard
---	--

## References

- [User Manual](#)

[Manuals+](#), [Privacy Policy](#)

This website is an independent publication and is neither affiliated with nor endorsed by any of the trademark owners. The "Bluetooth®" word mark and logos are registered trademarks owned by Bluetooth SIG, Inc. The "Wi-Fi®" word mark and logos are registered trademarks owned by the Wi-Fi Alliance. Any use of these marks on this website does not imply any affiliation with or endorsement.