

**RK ROYAL  
KLUDGE**  
**RK M70**  
**Mechanical**  
**Keyboard**



# ROYAL KLUDGE RK M70 Mechanical Keyboard User Manual

[Home](#) » [ROYAL KLUDGE](#) » ROYAL KLUDGE RK M70 Mechanical Keyboard User Manual 

## Contents

- 1 ROYAL KLUDGE RK M70 Mechanical Keyboard
- 2 Product Usage Instructions
- 3 Frequently Asked Questions
- 4 FCC Statement
- 5 PRODUCT BASIC
- 6 DISPLAY INFORMATION
- 7 KNOB FUNCTION
- 8 FUNCTION KEYS
- 9 WIRED CONNECTION
- 10 2.4 G MODE
- 11 BT CONNECTION
- 12 BACKLIGHT CONTROL
- 13 SECONDARY COMBINATION FUNCTION KEYS
- 14 MULTIMEDIA KEYS
- 15 Documents / Resources
  - 15.1 References



**ROYAL KLUDGE RK M70 Mechanical Keyboard**



## Product Specifications:

- Model: RK M70
- Dimensions: 685mm x 9mm x 4185mm
- Keyboard Layout: Standard 104 keys
- Compatibility: Windows and Mac systems
- Backlight: Adjustable keyboard backlight
- Function Keys: F1 to F12 with dual functionality

## Product Usage Instructions

### Switching between Windows and Mac Systems:

Press **Fn + A** to switch to the Windows system and **Fn + S** to switch to the Mac system.

### Adjusting Screen and Keyboard Backlight Brightness:

Use the respective keys to adjust screen brightness (**oc +** to increase, **oc -** to decrease) and keyboard backlight brightness (**oc y +** to increase, **oc y -** to decrease).

### Media Control:

Control media playback with the dedicated keys:

- **Play/Pause:** B
- **Next Song:** C
- **Last Song:** A
- **Mute/Unmute:** B
- **Volume Control:** Use **Volume+ oc +** to increase volume and **Volume- oc -** to decrease volume.

## Frequently Asked Questions

## Have issues with RK products?

Contact us at [rkgaming@rkgaming.com](mailto:rkgaming@rkgaming.com) for any product-related queries or technical support needs. We are here to assist you promptly!

*Note: For detailed technical support, please provide your product model number and a description of the issue.*

## FCC Statement

### FCC WARNING:

This device complies with part 15 of the FCC Rules, Operation is subject to the following two conditions:

1. This device may not cause harmful interference, and
2. this device must accept any interference received, including interference that may cause undesired operation.

Any Changes or modifications not expressly approved by the party responsible for compliance could void the user's authority to operate the equipment

Note: This equipment has been tested and found to comply with the limits for a Class B digital device, pursuant to part 15 of the FCC Rules. These limits are designed to provide reasonable protection against harmful interference in a residential installation. This equipment generates uses and can radiate radio frequency energy and, if not installed and used in accordance with the instructions, may cause harmful interference to radio communications, However, there is no guarantee that interference will not occur in a particular installation.

if this equipment does cause harmful Interfere to the radio or television reception. Which can be determined by turning the equipment off and on, the user is encouraged to try to correct the interference by one or more of the following measures:

- Reorient or relocate the receiving antenna.
- Increase the separation between the equipment and receiver.
- Connect the equipment to an outlet on a circuit different from that to which the receiver
- Consult the dealer or an experienced radio/TV technician for help.

The device has been evaluated to meet general RF exposure requirements. The device can be used in portable exposure conditions without restriction.

### WHEN USING A KEYBOARD:

1. Maintain proper posture and avoid excessive force on the keys.
2. Take regular breaks to prevent hand fatigue.
3. Clean the keyboard regularly to remove dust and dirt.
4. Avoid exposing the keyboard to liquids.
5. Keep the keyboard in a suitable environment, free from extreme temperatures or humidity.

Remember these tips for a comfortable and durable keyboard experience.

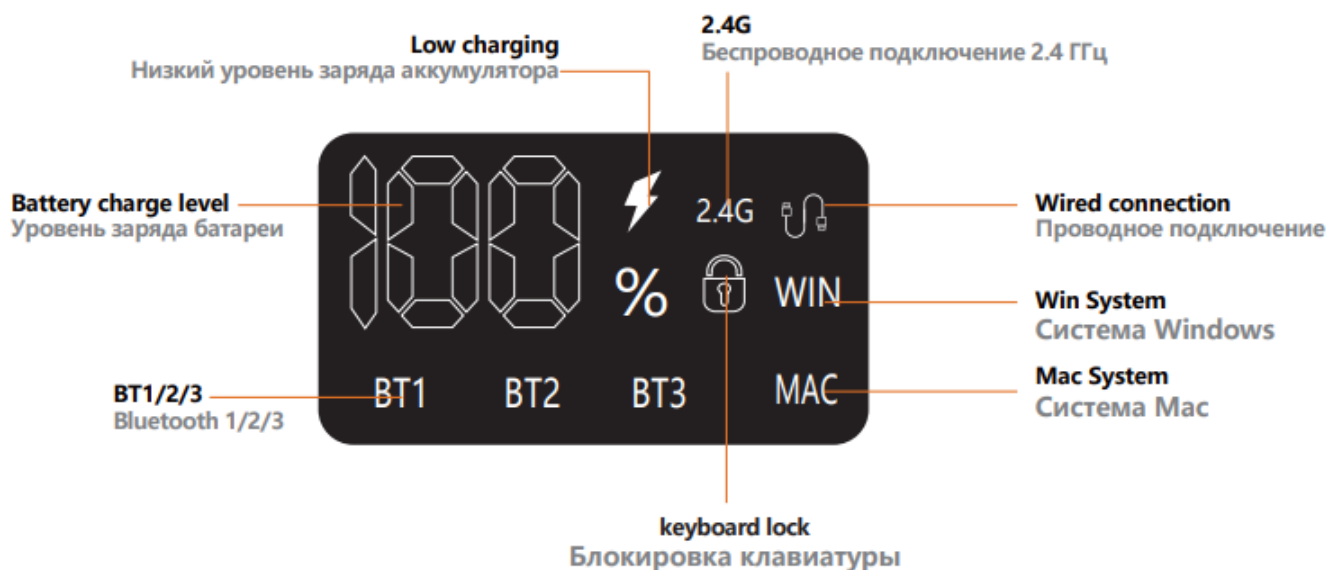
## GUARANTEE

Non-human damage 12-month warranty

## PRODUCT BASIC

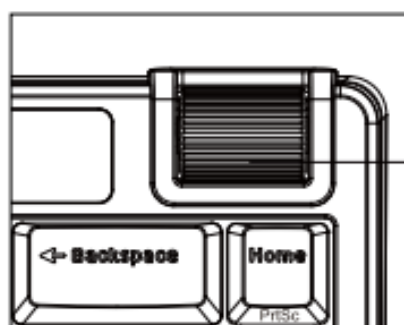
 <b>Manual</b> Руководство пользователя	 <b>Switch and Keycaps Puller</b> Съёмник клавиш и переключателей	 <b>Keyboard</b> Клавиатура	 <b>USB Type-C cable</b> Кабель USB Type-C	 <b>2.4 G Dongle</b> Адаптер 2.4 ГГц
<b>Size</b> 342.71(L)×131.45(W)×44.35(H)mm	<b>Backlight</b> RGB	<b>Version</b> USB/2.4G/BT	<b>Layout</b> 73 Keys	<b>Switch</b> Mechanical Switches

## DISPLAY INFORMATION

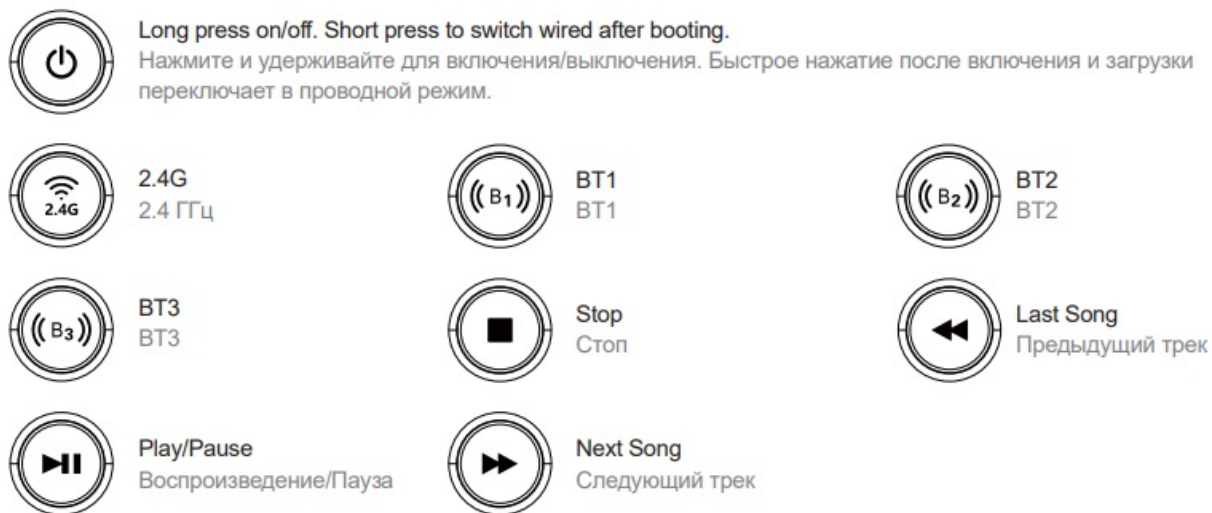


1. Charging indication: always on when charging, fully off .Charge indicator light flashes quickly at low voltage.
2. Mode indicator light: The indicator light of the corresponding mode used by the user is always on (2.4 G/Bluetooth/wired)
3. FN + ENTER keyboard lock: Press FN + ENTER to lock the keyboard. The indicator light is on. Press FN + ENTER again to unlock the keyboard. The indicator light is off at this time.

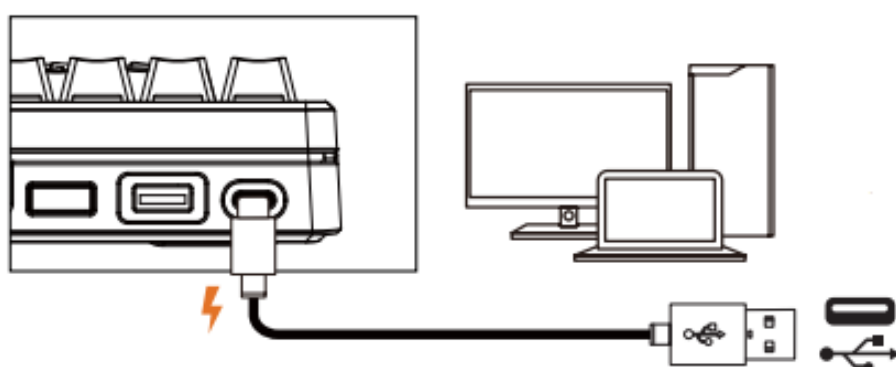
## KNOB FUNCTION



## FUNCTION KEYS



## WIRED CONNECTION



- It supports 5V 1A rated power supply to charge.

## 2.4 G MODE

Touch the switch to select “2.4G” mode:



Friendly reminder: The devices are already paired at the factory, so there is no need to pair them again.

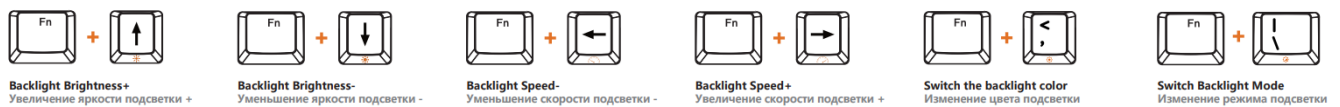
## BT CONNECTION

Touch the switch to select “B1/B2/B3” mode:

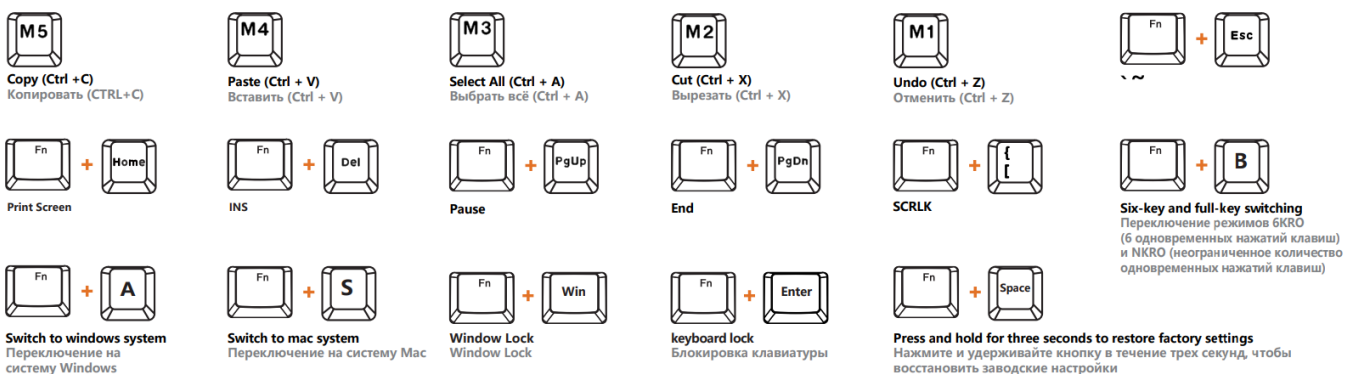


- Turn on the Bluetooth of the computer/mobile phone, search and connect the device, and search for the displayed name: RK M70
- Similarly, follow the steps above to store 3 groups of different BT devices.

## BACKLIGHT CONTROL

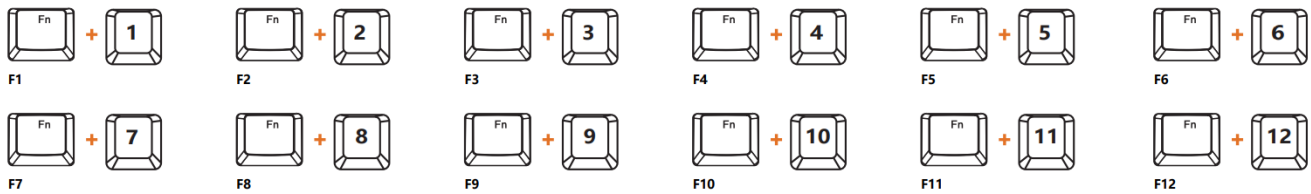


## SECONDARY COMBINATION FUNCTION KEYS




## SECONDARY COMBINATION FUNCTION KEYS

FN + Left Ctrl The F area is interchanged with the number area.



## MULTIMEDIA KEYS

- Windows system(Fn + A: switch to Windows system)
- MAC system(Fn + S: switch to Mac system)




## Have an issue with one of our RK products?

Feel free to contact us with any product issues or questions. We will reply as quickly as possible to ensure all your needs are handled. For better [technicalsupport,pleasecontact:rkgaming@rkgaming.com](mailto:technicalsupport,pleasecontact:rkgaming@rkgaming.com)

- Executive standard: GB/T 14081-2010
- Made in China [www.rkgaming.com](http://www.rkgaming.com)
- Download Driver Address: [www.rkgaming.com/Download/1/](http://www.rkgaming.com/Download/1/)
- 166-085301-001

## Documents / Resources

	<p><b><a href="#">ROYAL KLUDGE RK M70 Mechanical Keyboard</a></b> [pdf] User Manual 2A4MQ-RKM70, 2A4MQRKM70, rkm70, RK M70 Mechanical Keyboard, RK M70, Mechanical Keyboard, Keyboard</p>
---	---

## References

- [User Manual](#)