



ROYAL KLUDGE RK-F68 Mechanical Keyboard User Manual

[Home](#) » [ROYAL KLUDGE](#) » ROYAL KLUDGE RK-F68 Mechanical Keyboard User Manual 

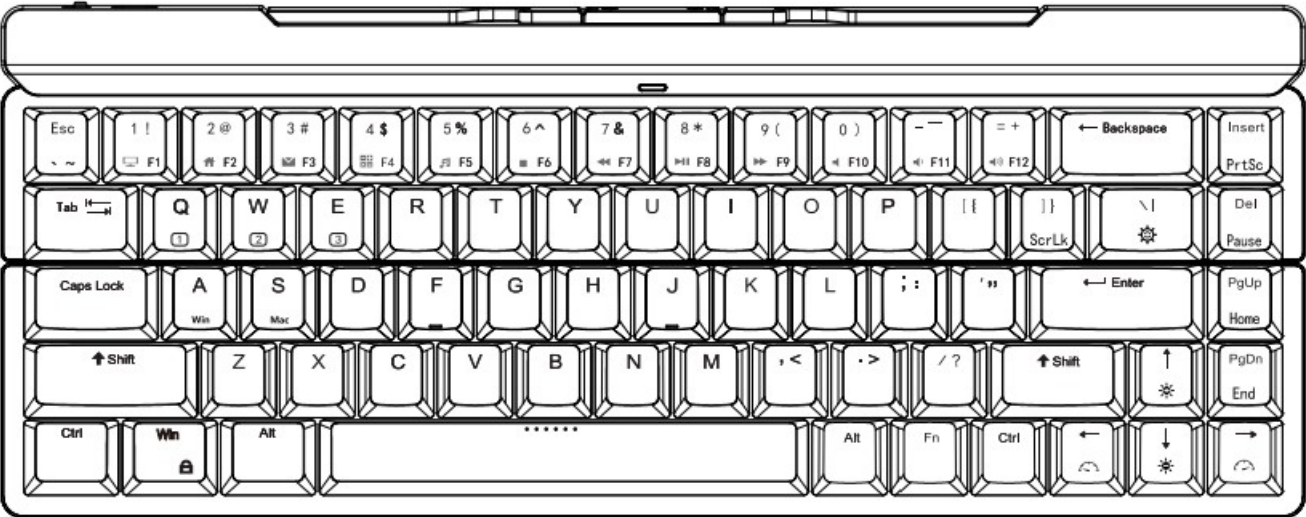


USER MANUAL
Mechanical Keyboard

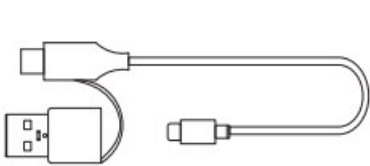
Contents

- 1 PRODUCT BASIC
- 2 WIRED MODE
- 3 HOW TO USE
- 4 HOT KEY & INDICATOR LIGHT
- 5 BACKLIGHT CONTROL
- 6 SECONDARY COMBINATION FUNCTION KEYS
- 7 SPECIAL FUNCTION KEYS
- 8 MULTIMEDIA KEY FOR WINDOWS
- 9 MULTIMEDIA KEY FOR MAC
- 10 SYSTEM REQUIREMENTS
- 11 FCC COMPLIANCE STATEMENT (USA only)
- 12 Documents / Resources
 - 12.1 References
- 13 Related Posts

PRODUCT BASIC



Keyboard



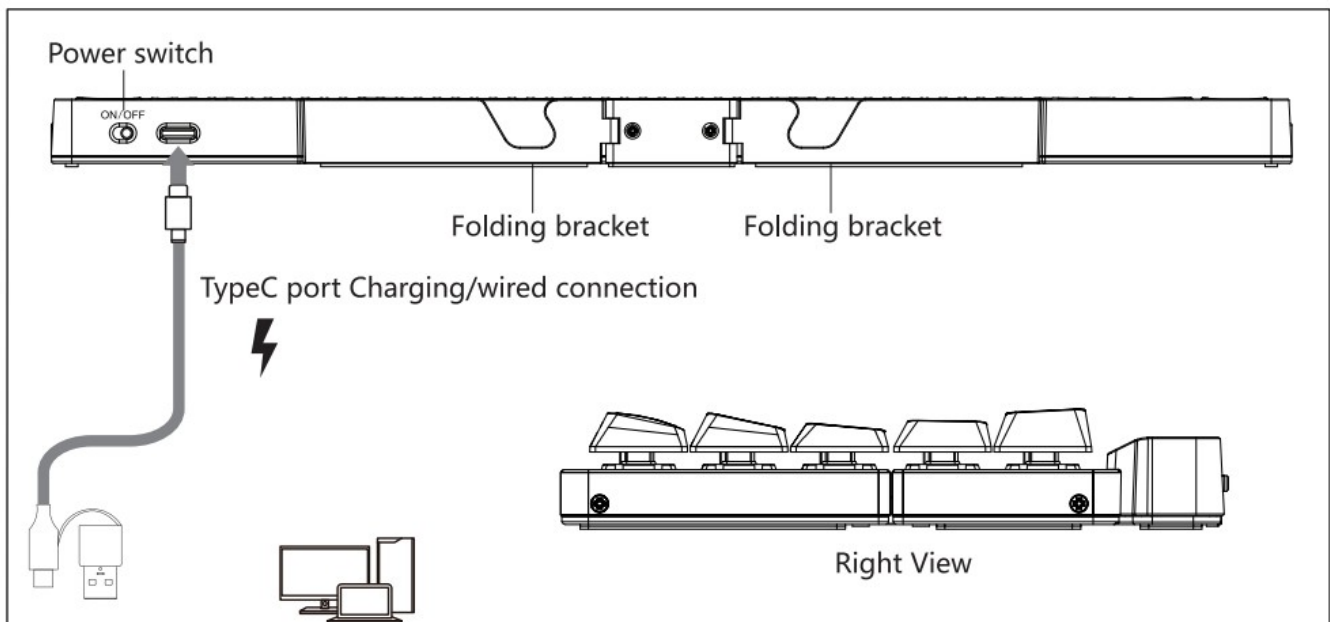
USB Type-C Cable



User Manual

SIZE	306(U – 119N10x216(11)amm
LAYOUT	68KEY
BACKLIGHT	LW
SWITCH	MECHANICAL TYIRCH

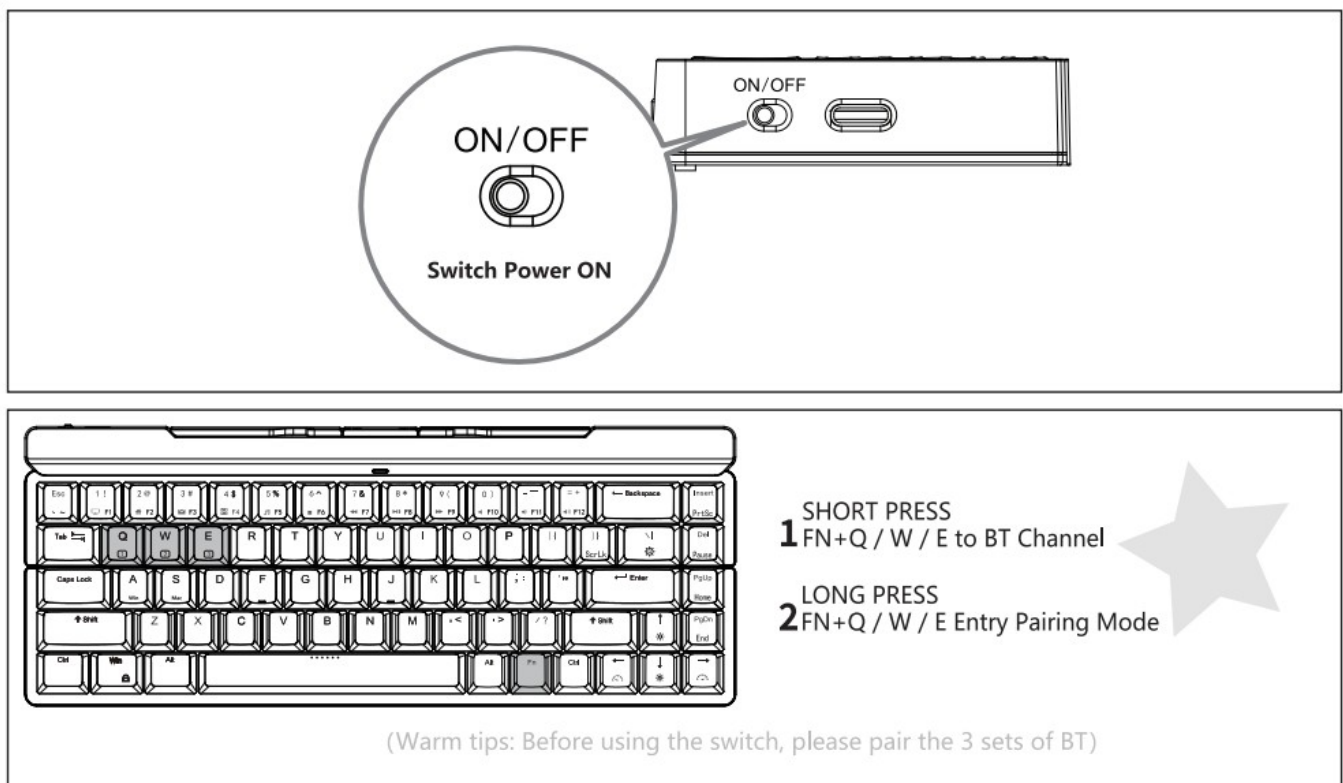
WIRED MODE



Recommend: Using 5V 1A Rated power to charge keyboard

HOW TO USE

BT Connection

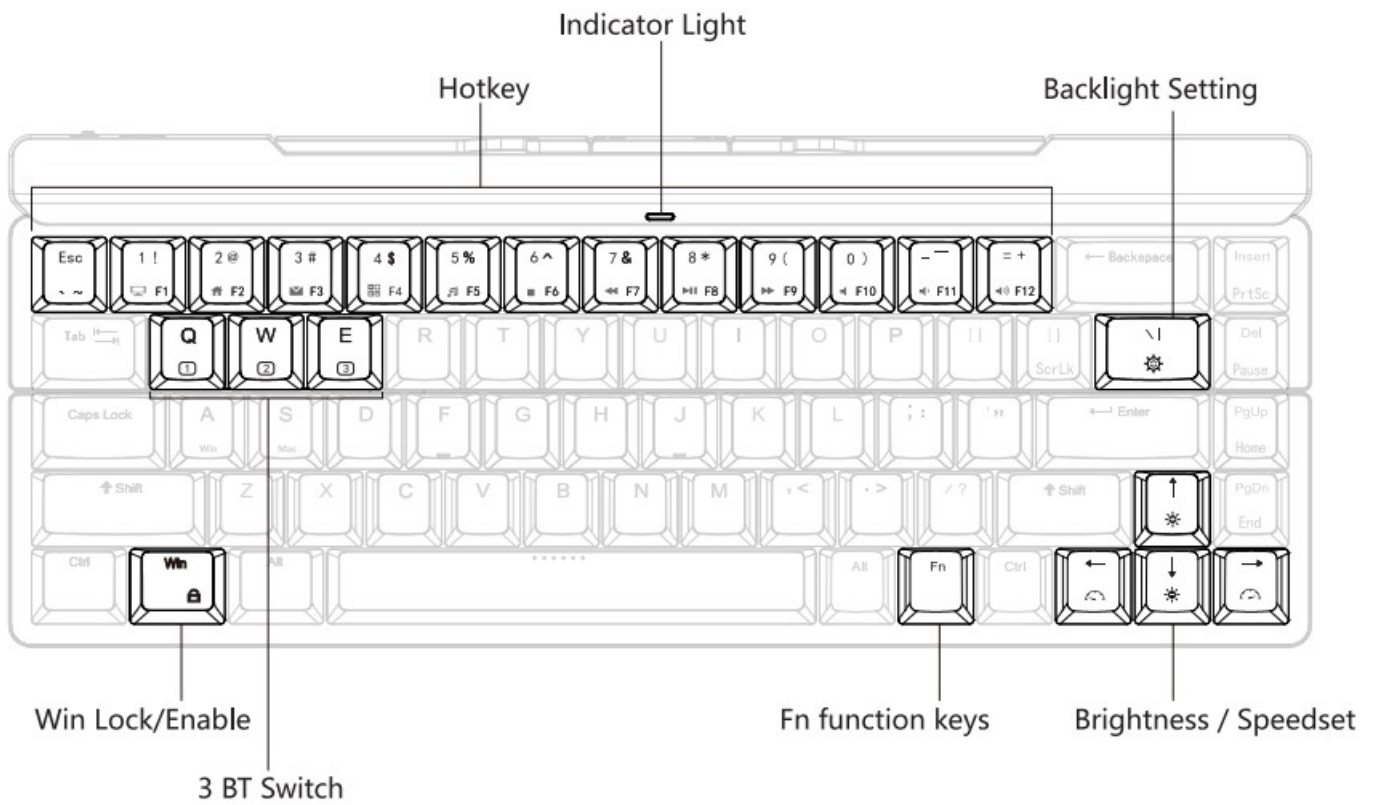


HOT KEY & INDICATOR LIGHT

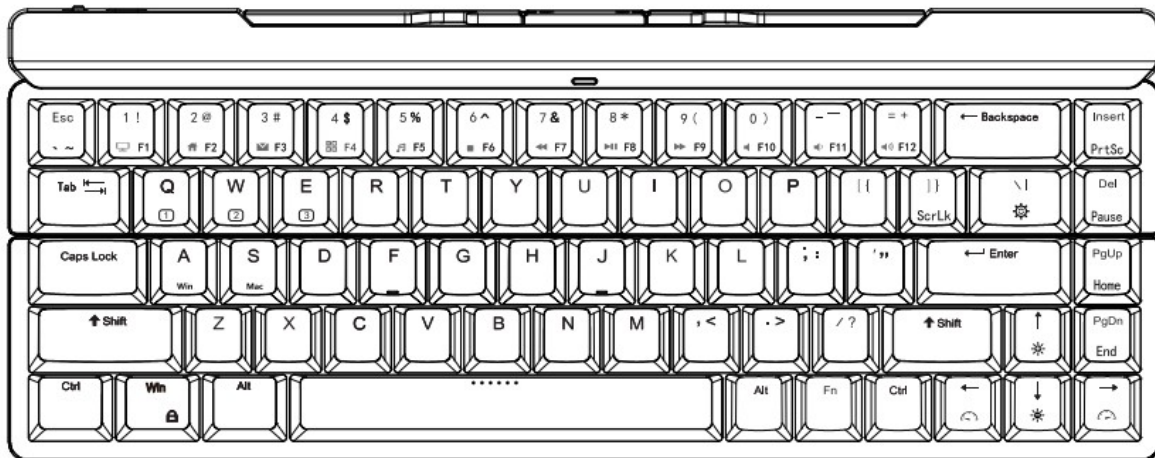
Red light always on: Chargang status; Red light off: Full charge state






















Red light blinking: Low battery

Blue light blinking: Fast blinking wireless pairing. slow blinking is back to connect status



BACKLIGHT CONTROL



 + 	 Backlight Brightness +	 + 	 Switch to three backlighting modes
 + 	 Backlight Brightness -	 + 	Win Switch to windows mode
 + 	 Backlight Speed +	 + 	Mac Switch to mac mode
 + 	 Backlight Speed -	 + 	— Restore factory settings

SECONDARY COMBINATION FUNCTION KEYS

FN+INS=PRTSC
 FN+DEL=PAUSE
 FN+PGUP=HOME
 FN+PGDN=END

FN+]=SCRLK

FN+ESC="~

























SPECIAL FUNCTION KEYS

<div>Fn</div>	+	<div>1</div>	F1	<div>Fn</div>	+	<div>7</div>	F7
<div>Fn</div>	+	<div>2</div>	F2	<div>Fn</div>	+	<div>8</div>	F8
<div>Fn</div>	+	<div>3</div>	F3	<div>Fn</div>	+	<div>9</div>	F9
<div>Fn</div>	+	<div>4</div>	F4	<div>Fn</div>	+	<div>0</div>	F10
<div>Fn</div>	+	<div>5</div>	F5	<div>Fn</div>	+	<div>--</div>	F11
<div>Fn</div>	+	<div>6</div>	F6	<div>Fn</div>	+	<div>=+</div>	F12

MULTIMEDIA KEY FOR WINDOWS

Windows Mode (FN+A: switch to Windows mode)





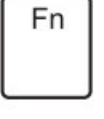


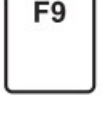








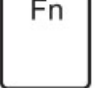



(Fn+Left Ctrl: Switch functions between F(F1~F12) and number keys of the first row.)

	+		Computer		+		Last Song
	+		Browser		+		Play / Pause
	+		Mailbox		+		Next Song
	+		Calculator		+		Mute
	+		Player		+		Volume-
	+		Stop		+		Volume+

MULTIMEDIA KEY FOR MAC

Mac Mode (FN+S: switch to Mac mode)

(Fn+Left Ctrl: Switch functions between F(F1~F12) and number keys of the first row.)

	+		Screen Brightness-		+		Play / Pause
	+		Screen Brightness+		+		Next Song
	+		Keyboard Backlight Brightness-		+		Mute
	+		Keyboard Backlight Brightness+		+		Volume-
	+		Last Song		+		Volume+

Download Driver Address: www.rkgaming.com/download/1/

SYSTEM REQUIREMENTS

BT Mode

- Device With Bluetooth 3.0 or later
- PC:Windows7 or Later
- Mac:macOS X 10.6 Snow Leopard or Later
- iOS:All iPads/iPhone 5 or Later
- Android:5.0 Lollipop or Later

Wired Mode

- Computer With Available USB port
- PC:Windows7 or Later
- Mac:macOS X 10.6 Snow Leopard or Later

FCC COMPLIANCE STATEMENT (USA only)

This device complies with part 15 of the FCC Rules.
Operation is subject to the following two conditions:

1. This device may not cause harmful interference,
2. this device must accept any interference received, including interference that may cause undesired operation.

Note: This equipment has been tested and found to comply with the limits for a ClassB digital device, pursuant to Part 15 of the FCC Rules. These limits are designed to provide reasonable protection against harmful interference in a residential installation. This equipment generates, uses and can radiate radio frequency energy and, if not installed and used in accordance with the instructions, may cause harmful interference to radio communications. However, there is no guarantee that interference will not occur in a particular installation. If this equipment does cause harmful interference to radio or television reception, which can be determined by turing the equipment off and on, the user is encouraged to try to correct the interference by one or more of the following measures:

- Reorient or relocate the receiving antenna.
- Increase the separation between the equipment and receiver.
- Connect the equipment into an outlet on a circuit different from that to which the receiver is connected.
- Consult the dealer or an experienced radio/TV technician for help.

Warning: Changes or modifications to this unit not expressly approved by the part responsible for compliance could void the user's authority to operate the equipment.

FCC Radiation Exposure Statement

The device has been evaluated to meet general RF exposure requirement.

The device can be used in portable exposure condition without restriction.

Have an issue with one of our RK products?

Feel free to contact us with any product issues or questions.

We will reply as quickly as possible to ensure all your needs are handled.

Please contact the seller



WARNING: This product can expose you to chemicals including {name of one or more chemicals}, which is (are) known to the State of California to cause cancer and birth defects of other reproductive harm.



For more information go to www.P6Swamings.ca.gov.

Executive standard:GB/T 14081-2010

Made in China = www.rkgaming.com

Documents / Resources

	ROYAL KLUDGE RK-F68 Mechanical Keyboard [pdf] User Manual RK-F68 Mechanical Keyboard, RK-F68, Mechanical Keyboard, Keyboard
---	--

References

- [User Manual](#)