




Rowenta TN911LF0 Trim and Style User Manual

[Home](#) » [Rowenta](#) » Rowenta TN911LF0 Trim and Style User Manual 

Contents

- 1 Rowenta TN911LF0 Trim and Style
- 2 Product Information
- 3 Product Usage Instructions
- 4 SAFETY INSTRUCTIONS
- 5 What in box
- 6 GUARANTEE
- 7 ENVIRONMENT PROTECTION FIRST
- 8 Documents / Resources
 - 8.1 References

Rowenta

Rowenta TN911LF0 Trim and Style



Product Information

The product is a multi-trimmer or multi-groomer, designed for use in the home. It is not intended for professional purposes. The appliance comes with a detachable power pack (0950) and should only be used with the supplied power pack. The guarantee provided with the product is valid only if the appliance is used correctly and becomes null and void in case of improper usage. The appliance does not work in AC mode and needs to be charged before use. It contains valuable materials that can be recovered or recycled. When disposing of the appliance, it should be left at a local civic waste collection point.

Battery recycling is also recommended. Before removing the LI-ION batteries, they should be completely discharged. The battery compartment can be opened using a tool, and all connections should be cut before recycling the batteries safely.

For more information and instructions, visit the website www.rowenta.com


Product Usage Instructions

1. Before using the appliance, read the instructions provided in the user manual to avoid any danger due to misuse.
2. Make sure your appliance is charged before using it for the first time. It does not work in AC mode.
3. Only use the supplied power pack (0950) with the appliance. Do not use any other power source.
4. The appliance should only be used for household purposes and not for professional use.
5. Dispose of the appliance at a local civic waste collection point when no longer needed.
6. For battery recycling, discharge the LI-ION batteries completely before removing them from the appliance.
7. Use a tool to open the battery compartment and cut all the connections before recycling the batteries safely.
8. For more detailed instructions and information, refer to the user manual provided or visit the website www.rowenta.com

SAFETY INSTRUCTIONS

- For your safety, this appliance complies with the applicable standards and regulations (Low Voltage Directive, Electromagnetic Compatibility, Environmental...).
- Check that the voltage of your electricity supply matches the voltage of your appliance. Any error when connecting the appliance can cause irreparable harm, not covered by the guarantee.
- The installation of the appliance and its use must however comply with the standards in force in your country.
- This multi-trimmer can be used by children aged from 3 years under supervision.
- This appliance can be used by children aged from 8 years and above and persons with reduced physical, sensory or mental capabilities or lack of experience and knowledge if they have been given supervision or instruction concerning use of the appliance in a safe way and understand the hazards involved. Children shall not play with the appliance. Cleaning and user maintenance shall not be made by children without supervision.
- If the supply cord is damaged, it must be replaced by the manufacturer, its service agent or similarly qualified persons in order to avoid a hazard.
- **WARNING:** The parts held in the hand must be unplugged before being cleaned with water. Suitable for a use in the bathtub or under the shower. May be cleaned under running water.



- **WARNING:** For the purposes of recharging the battery, only use the detachable supply unit provided with this appliance.
-  Detachable supply unit 0950: The appliance must only be used with the power pack supplied 0950.
- This appliance contains batteries that are only replaceable by skilled persons.
- The appliance must be disconnected from the supply mains when removing the battery.
- The battery must be removed from the appliance before it is scrapped.
- The battery is to be disposed of safely.
- Do not use body and beard shaving heads underwater.
- This appliance is not intended for use by persons (including children) with reduced physical, sensory or mental capabilities, or lack of experience and knowledge, unless they have been given supervision or instruction concerning use of the appliance by a person responsible for their safety.
Children should be supervised to ensure that they do not play with the appliance.
- Stop using your appliance and contact an Authorised Service Centre if:
 - your appliance has fallen.
 - it does not work correctly.
- The appliance must be unplugged:
 - before cleaning and maintenance procedures.
 - if it is not working correctly.
 - as soon as you have finished using it.
 - if you leave the room, even momentarily.
- Do not use if the cord is damaged.
 - Do not unplug by pulling on the cord, rather pull out by the plug.
 - Do not use an electrical extension lead.
 - Do not clean with abrasive or corrosive products.
 - Do not use at temperatures below 0°C and above 35°C.

What in box



TRIM & STYLE

www.rowenta.com

- **Ref.** : 0950
Groupe SEB – Rue du Champ de courses
38780 Pt Evêque – France
- 421 266 271 R.C.S. Lyon
- **INPUT** : 100-240V 50/60Hz
- **OUTPUT** : 5.0V 1.0A 5.0W
- **A.A.E.** : 73,1%
- **No load** : 0,09W

GUARANTEE

- Your appliance is designed for use in the home only.
- It should not be used for professional purposes.
- The guarantee becomes null and void in the case of improper usage.

USING FOR THE FIRST TIME: before use, make sure your appliance is charged. This appliance does not work in AC mode.

ENVIRONMENT PROTECTION FIRST

- Your appliance contains valuable materials which can be recovered or recycled.
- Leave it at a local civic waste collection point.



Recycling the batteries.

- Before removing the LI-ION batteries, discharge them completely. Open the battery compartment using a tool, cut all the connections and then recycle the batteries in a safe manner.
- These instructions are also available on our website www.rowenta.com

Documents / Resources

	Rowenta TN911LF0 Trim and Style [pdf] User Manual TN911LF0 Trim and Style, TN911LF0, Trim and Style, Style
---	---

References

-  [Rowenta USA | Garment Steamers, Steam Irons & Humidifiers](#)
-  electrocycle.com
-  [Que Faire de mes Déchets ? Découvrez les solutions pour tous vos déchets et nos conseils pour en produire moins.](#)
-  [Rowenta USA | Garment Steamers, Steam Irons & Humidifiers](#)