



Rowenta TN6010 Forever Sharp Instruction Manual

[Home](#) » [Rowenta](#) » Rowenta TN6010 Forever Sharp Instruction Manual 

Rowenta®

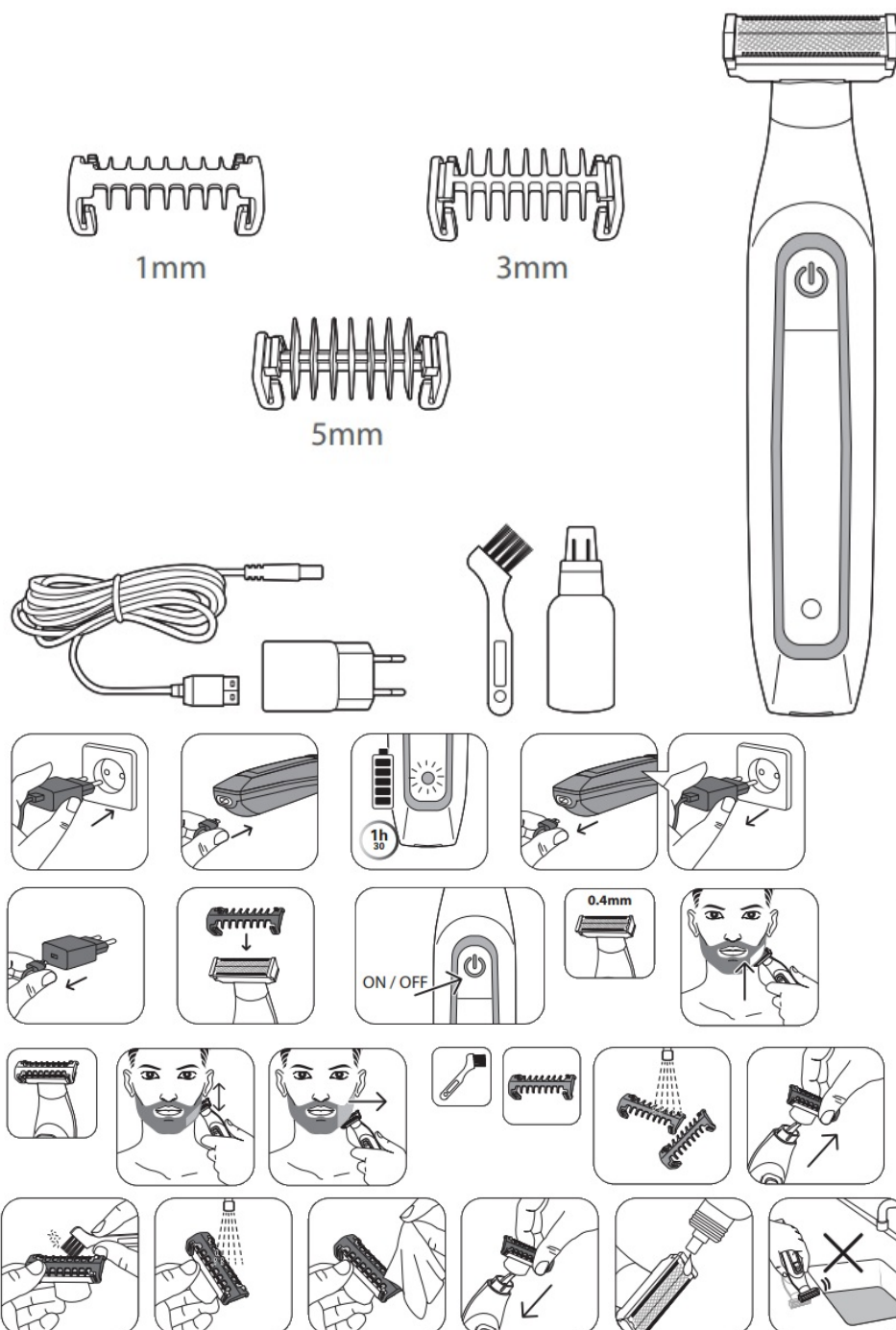


FOREVER SHARP

Contents

- 1 TN6010 Forever Sharp
- 2 SAFETY INSTRUCTIONS
- 3 GUARANTEE
- 4 ENVIRONMENT PROTECTION FIRST
- !
- 5 Documents / Resources
- 5.1 References

TN6010 Forever Sharp





Read the instructions before use to avoid any danger due to misuse.

Hybrid groomer

SAFETY INSTRUCTIONS

- For your safety, this appliance complies with the applicable standards and regulations (Low Voltage Directive, Electromagnetic Compatibility, Environmental...).
- Check that the voltage of your electricity supply matches the voltage of your appliance. Any error when connecting the appliance can cause irreparable harm, not covered by the guarantee.
- The installation of the appliance and its use must however comply with the standards in force in your country.
- This appliance can be used by children aged from 8 years and above and persons with reduced physical, sensory or mental capabilities or lack of experience and knowledge if they have been given supervision or instruction concerning use of the appliance in a safe way and understand the hazards involved. Children shall not play with the appliance. Cleaning and user maintenance shall not be made by children without supervision.
- If the supply cord is damaged, it must be replaced by the manufacturer, its service agent or similarly qualified persons in order to avoid a hazard.



- **WARNING:** The parts held in the hand must be unplugged before being cleaned with water. Suitable for a use in the bathtub or under the shower. May be cleaned under running water.
- **WARNING:** For the purposes of recharging the battery, only use the detachable supply unit provided with this appliance.
-  Detachable supply unit 0950 : The appliance must only be used with the power pack supplied 0950.
-  If the pins of the plug parts are damaged, the plug-in power supply shall be scrapped.
- The external flexible cable or cord of this transformer cannot be replaced; if the cord is damaged or does not work, the transformer shall be scrapped
- This appliance contains batteries that are only replaceable by skilled persons.
- The appliance must be disconnected from the supply mains when removing the battery.
- The battery must be removed from the appliance before it is scrapped.
- The appliance is not intended to operate while loading.
- The battery is to be disposed of safely.
- This appliance is not intended for use by persons (including children) with reduced physical, sensory or mental capabilities, or lack of experience and knowledge, unless they have been given supervision or instruction concerning use of the appliance by a person responsible for their safety.

Children should be supervised to ensure that they do not play with the appliance.

- Stop using your appliance and contact an Authorised Service Centre if:
 - your appliance has fallen.
 - it does not work correctly.
- The appliance must be unplugged:
 - before cleaning and maintenance procedures.
 - if it is not working correctly.
 - as soon as you have finished using it.
 - if you leave the room, even momentarily.
- Do not use if the cord is damaged.
 - Do not unplug by pulling on the cord, rather pull out by the plug.
 - Do not use an electrical extension lead.
 - Do not clean with abrasive or corrosive products.
 - Do not use at temperature above 35°C.

- The appliance must be unplugged after use, before cleaning or in case of abnormal functioning.
- Clean your hair clipper blades with a small brush after each used

GUARANTEE

Your appliance is designed for use in the home only.

It should not be used for professional purposes.

The guarantee becomes null and void in the case of improper usage.

USING FOR THE FIRST TIME: before use, make sure your appliance is charged.

This appliance does not work in AC mode.

ENVIRONMENT PROTECTION FIRST !



① Your appliance contains valuable materials which can be recovered or recycled.



Leave it at a local civic waste collection point.

Recycling the batteries.

Before removing the LI-ION batteries, discharge them completely. Open the battery compartment using a tool, cut all the connections and then recycle the batteries in a safe manner.

These instructions are also available on our website www.rowenta.com

WARNING

Lubricate the blade at each use



Rowenta®

www.rowenta.com

1820013861

Documents / Resources



[RowenTa TN6010 Forever Sharp](#) [pdf] Instruction Manual
TN6010, TN6010 Forever Sharp, Forever Sharp, Sharp

References

- [Rowenta USA | Garment Steamers, Steam Irons & Humidifiers](#)

- electrocycle.com
- [Que Faire de mes Déchets ? Découvrez les solutions pour tous vos déchets et nos conseils pour en produire moins.](#)
- [Rowenta | Enjoy Technology](#)
- [Saç, Vücut ve Kişisel Bakım Ürünleri | Rowenta Türkiye](#)
- [Побутова техніка для дому та техніка для персонального догляду| Офіційний сайт Rowenta Україна](#)
- [User Manual](#)

[Manuals+](#), [Privacy Policy](#)

This website is an independent publication and is neither affiliated with nor endorsed by any of the trademark owners. The "Bluetooth®" word mark and logos are registered trademarks owned by Bluetooth SIG, Inc. The "Wi-Fi®" word mark and logos are registered trademarks owned by the Wi-Fi Alliance. Any use of these marks on this website does not imply any affiliation with or endorsement.