

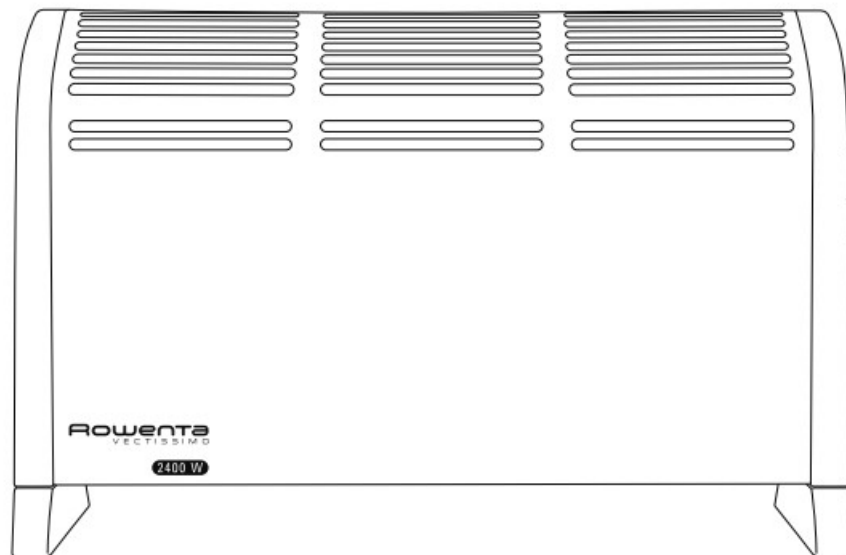


# Rowenta CO3030 Vectissimo II Convection Heater Instructions

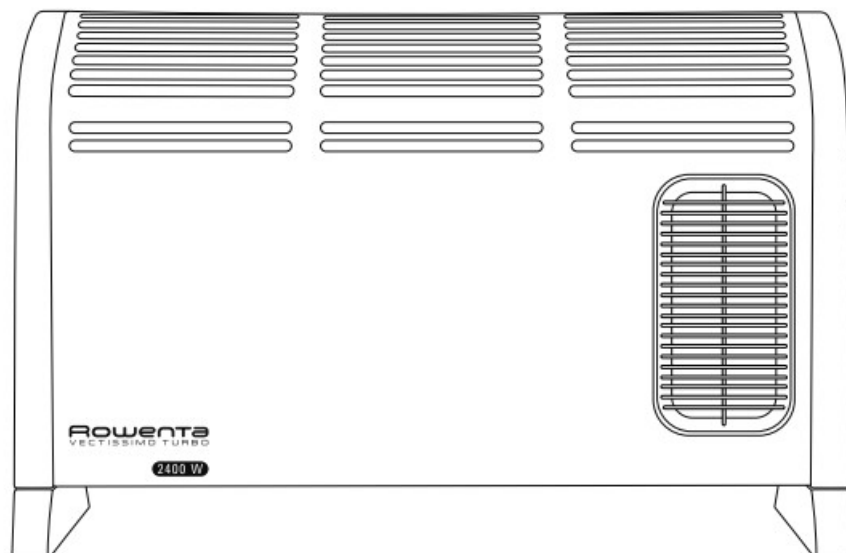
[Home](#) » [Rowenta](#) » Rowenta CO3030 Vectissimo II Convection Heater Instructions 

# Rowenta®

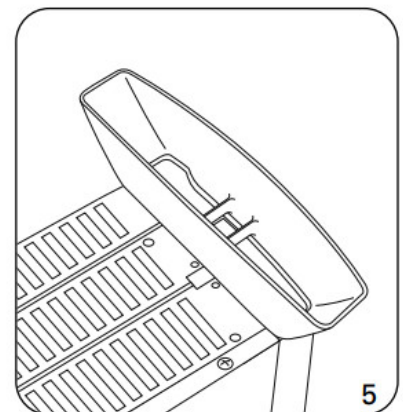
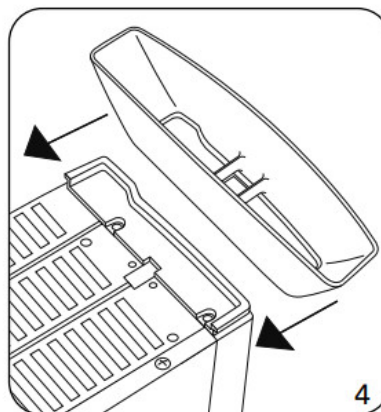
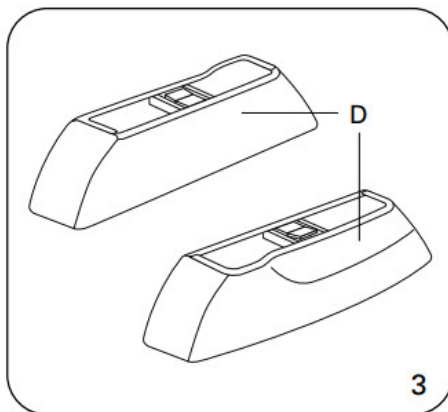
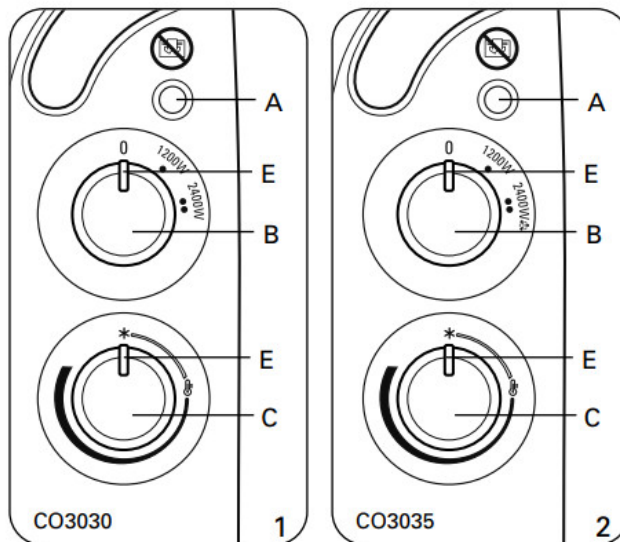
## CO3030 Vectissimo II Convection Heater Instruction Manual



CO3030



CO3035



- A. Power indicator
- B. Power selection switch
- C. Thermostat button
- D. Convective stand
- E. Marker

## Contents

### 1 SELECTING THE FUNCTION:

### 2 LIGHT:

### 3 THERMOSTAT:

### 4 CLEANING & STORAGE

### 5 Documents / Resources

#### 5.1 References

### 6 Related Posts

## SELECTING THE FUNCTION:

Using the button (B), select the required function by turning the button marker to face the symbol: O : stop

- : 1,200W
- : 2,400W (CO3030) – 2,400W Blower (CO3035)

## LIGHT:

Light on (A), it becomes operational as soon as your appliance has been plugged in.

## THERMOSTAT:


Temperature settings can be adjusted according to personal preference by turning button (C), after having selected the required function with a button (B):

- MAX position (pointing to the button index): warmer,
- MIN position (pointing to the button index): cooler,
- Frost-guard position (pointing to the button index) :\*: this setting allows you to automatically maintain the temperature above 0°C in a room that is normally isolated, and the size of the room corresponds to the power output of your appliance.

## CLEANING & STORAGE

- Your appliance must be unplugged before proceeding with any cleaning work.
- You can clean it with a slightly damp cloth.
- IMPORTANT: Never use abrasive products which might damage the appearance of your appliance.
- We recommend that you clean the air inlet and outlet grills at least once a year; (clean with a vacuum cleaner if necessary).
- It is important to allow the appliance to cool before winding the lead.
- When you are not using your appliance, store it in a dry place.

## Documents / Resources

	<p><a href="#">Rowenta CO3030 Vectissimo II Convection Heater</a> [pdf] Instructions CO3030, Vectissimo II Convection Heater</p>
---	--

## References

-  [Rowenta USA | Garment Steamers, Steam Irons & Humidifiers](#)