



Roth Touchline PL Underfloor Heating Control System Installation Guide

[Home](#) » [Roth](#) » Roth Touchline PL Underfloor Heating Control System Installation Guide 

Contents

- [1 Roth Touchline PL Underfloor Heating Control System](#)
- [2 Product Information](#)
- [3 Product Usage Instructions](#)
- [4 Antenna for underfloor heating control system](#)
- [5 Specification](#)
- [6 Documents / Resources](#)
 - [6.1 References](#)



Roth Touchline PL Underfloor Heating Control System



Product Information

- Cable Length: 5 meters
- Cable Type: Coaxial
- Wave Impedance: 50 Ohm
- Wire Type: RG174
- Insulation Colour: Black
- Cable/Adapter Structure: SMA socket, SMA plug

Product Usage Instructions

1. Start by identifying the cable labeled “Coaxial” with a length of 5 meters.
2. Ensure that you have the appropriate connectors or adapters for your specific needs:
 - If you are in Denmark (DK) or Norway (NO), use the cable with the specifications: RG174, black insulation, and SMA plug.
 - If you are in the United Kingdom (UK), use the cable with specifications: RG174, black insulation, and SMA socket, SMA plug.
 - If you are in Sweden (SE), use the cable with specifications: RG174, black insulation, and SMA-uttag, SMA-kontakt.
 - If you are in Finland (FI), refer to the second part of the manual for further instructions.
3. Connect one end of the cable to the appropriate device or adapter.
4. Connect the other end of the cable to your desired device or adapter.

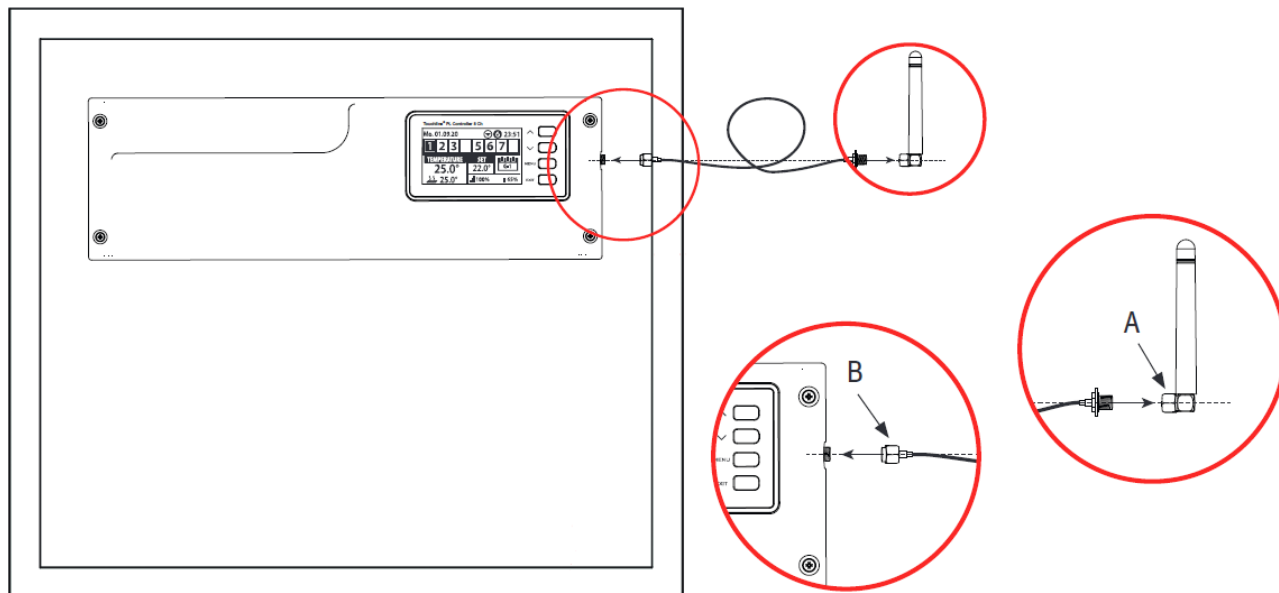
Please note that it is important to handle and route the cable carefully to prevent damage to the connectors and ensure optimal performance.

Antenna for underfloor heating control system

- The signal strength can be weakened if the controller is placed in a shielded place. The antenna cable can be

used to move the antenna away from the bad connection point, e.g. in a cabinet.

- Unscrew the antenna (A) from the controller. Fasten the antenna cable (B) to the controller and then fasten the antenna (A) to it.
- Move the antenna out from the cabinet if the controller is in a cabinet.
- Try elevating the antenna to increase signal strength e.g. 1,5 meters above the floor. The signal strength is displayed on the Controller




Specification

Cable length:	5 meter
Cable type:	Coaxial
Wave impedance:	50 Ω
Wire type:	RG174
Insulation colour:	Black
Cable/adaptor structure:	SMA socket, SMA plug

ROTH UK Ltd.


Phone +44 (0) 1984 623982






E-mail: enquiries@roth-uk.com
roth-uk.com

Installation Roth Touchline® PL_Antenna_20220509

Documents / Resources

	<p>Roth Touchline PL Underfloor Heating Control System [pdf] Installation Guide Touchline PL, Touchline PL Underfloor Heating Control System, Underfloor Heating Control System, Heating Control System, Control System, System</p>
-----------------------------------------------------------------------------------	---------------------------------------------------------------------------------------------------------------------------------------------------------------------------------------------------------------------------------------------------------

References

-  [Frontpage | Norge.no](#)
-  [Roth UK](#)
-  [Hej! Welcome to sweden.se – the official website of Sweden](#)
-  [UK.COM](#)