



Romacci A800 White Noise Sound Machine User Manual

[Home](#) » [Romacci](#) » Romacci A800 White Noise Sound Machine User Manual 

Romacci

**White Noise Sound Machine User Manual
Model: A800**



Please read the user manual carefully before using the device

Contents

- 1 Packing List
- 2 Specifications
- 3 Touch Button
- 4 Power On/Off
- 5 Night Light
- 6 Sound Play
- 7 Choose Your Sound
- 8 White Noise Sound & Fan Sound(6 Sounds)
- 9 Lullaby Sound(4 Sounds)
- 10 Volume Control
- 11 Set a Timer
- 12 Safety Instructions
- 13 Documents / Resources
- 14 Related Posts

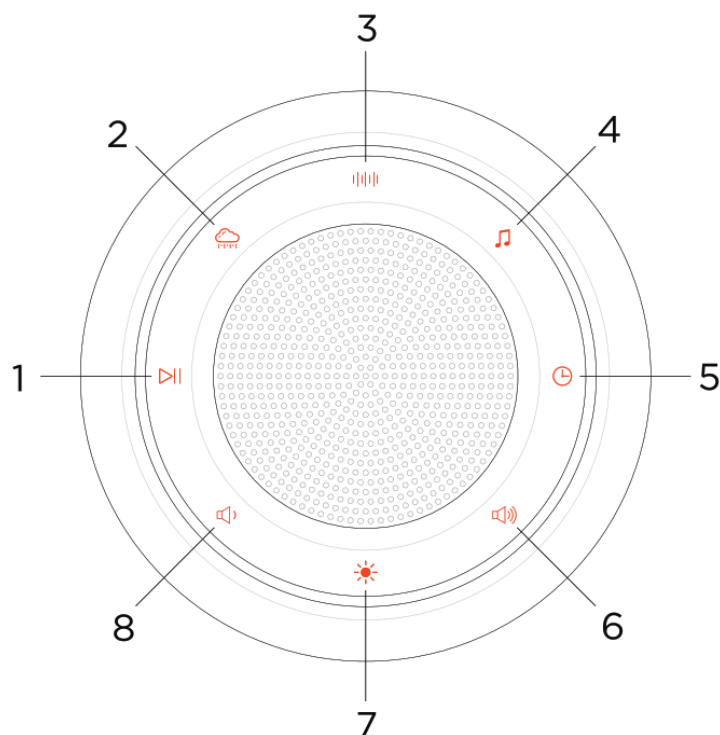
Packing List

White Noise Sound Machine X1
USB Cable X 1
User Manual X1

Specifications

model: A800
Device Working Voltage: DC5V7⁻1A
Lamp Power: 2W
Speaker Specifications: 52mm,403W
Product Size: 118 X118 X 62.5 mm

Touch Button



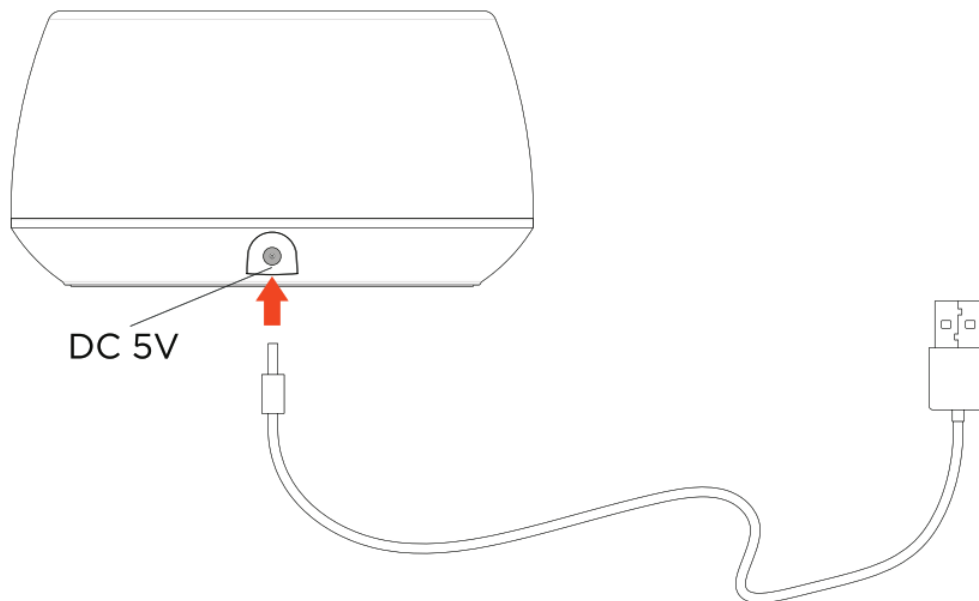
- | | |
|---|---|
| 1. Sound Playing Button(Long Press: On/Off Sound) (Short Press: Play/Pause)
2. Nature Sound Button
3. White Noise Sound & Fan Sound Buttons
4. Lullaby Sound Button | 5. Timer
6. Volume Up
7. Night Light Button
8. Volume Down |
|---|---|

Power On/Off

When using this machine, please use the standard charging cable which included in the accessories to connect to this machine. After plugging in, there will be a power-on prompt sound.

Note:

1. There is no built-in battery for the machine.
2. When not used for a long time, please unplug the power supply.



Night Light

The night light can be used after the power is turned on. Touch the night light button “☀” to switch on the night light which is including warm white and colorful light, then, in turn, touch warm white low bright, warm white high bright, colorful orange, blue, green, purple, yellow, colorful breath light, long press touch night light button “☀” is the closed night light.

Sound Play

Long press buttons ▶|| switch on the voice play it, can short press ▶|| button play it and pause when playing process. And then long press the play button ▶|| is the switch off the sound.

Choose Your Sound





Nature(6 Sounds)

Click on the touch “☁” to change the natural sound, then press the touch “☁” button can choose different sounds

in a group.



1. Crickets
2. Singing Birds
3. Ocean Wave
4. Thunderstorm
5. Water Stream
6. Water Channel

White Noise Sound & Fan Sound(6 Sounds)

Click on the touch  to change the white noise sound, then press the touch  button can choose different sounds in a group.


1. White Noise
2. Pink Noise
3. Brown Noise
4. Fan Noise
5. Fetal Heart Sound
6. Clothes Dryer


Lullaby Sound(4 Sounds)

Click on the touch  "to change Lullaby Sound, then press touch"  " can choose the different sound In a group.



1. Twinkle Twinkle Little Star
2. Hush Little Baby
3. Rock A Bye Baby
4. Moon Night Song

Volume Control

Volume Up: Long press or short press "Ono turn up the volume and you will hear a"  " sound when the volume reaches its maximum.

Volume Down: Long press or short press  car to turn down the volume until it's mute.

Set a Timer

short press the timer button'  "to set a timer for 15/30/60/90/120 minutes or turn off the timer by pressing and holding the"  "for 2 seconds. the machine will automatically turn off after the selected time.

Note: Turn off the timer if you wish to listen to the sounds continuously.

Safety Instructions

1. Before connecting this product to the power supply, please check whether the voltage marked by the power adapter matches the local supply voltage.
2. Never use an adapter that exceeds the voltage and power marked on this product to connect the machine.
3. If an abnormal situation occurs during use, stop using it immediately and switch off the power.
4. Do not allow this product to enter into the water, and do not use it in a humid environment (for example bathroom, or swimming pool....).
5. Please do not throw or hit this product to avoid damage to the product.
6. Recommended using this product within the ambient temperature range:-10°C —50°C.
7. When not using it for a long time, please turn off the power.

Warranty

Thank you for purchasing this finely engineered, quality product from us.

Our utmost care and attention have gone into providing you with a product that will give you one year of care-free service.


Our products are covered by the warranty from defects in materials and workmanship for a period of one year. The following conditions will apply. All products returned for defects in material or workmanship shall be repaired or replaced with equal units(at our option)at no charge subject to the following provisions.

Inspection of the unit must disclose that all defects are as specified and that defective equipment has not been improperly and contrary to our instructions altered damaged by improper line voltages or polarity, an increase of fuse value other than recommended, defaced, or treated in a negligent manner.

We are not responsible for product damage caused by improper use.

Has inspection
Checker: QC01

Documents / Resources

	Romacci A800 White Noise Sound Machine [pdf] User Manual A800, White Noise Sound Machine, Noise Sound Machine, Sound Machine, A800, Machine
---	--