



ROLL-A-SHADE RAS Shade Operation and Cleaning Motorized + Eclipse User Guide

[Home](#) » [ROLL-A-SHADE](#) » ROLL-A-SHADE RAS Shade Operation and Cleaning Motorized + Eclipse User Guide



12101 Madera Way
Riverside, CA 92503
Phone: 888-245-5077
Fax: 951-245-5075
www.rollashade.com

Installer: Please leave these instructions at location

Shades are automated with sun sensors. They may take up to 48hrs to acclimate to being automated after installation.

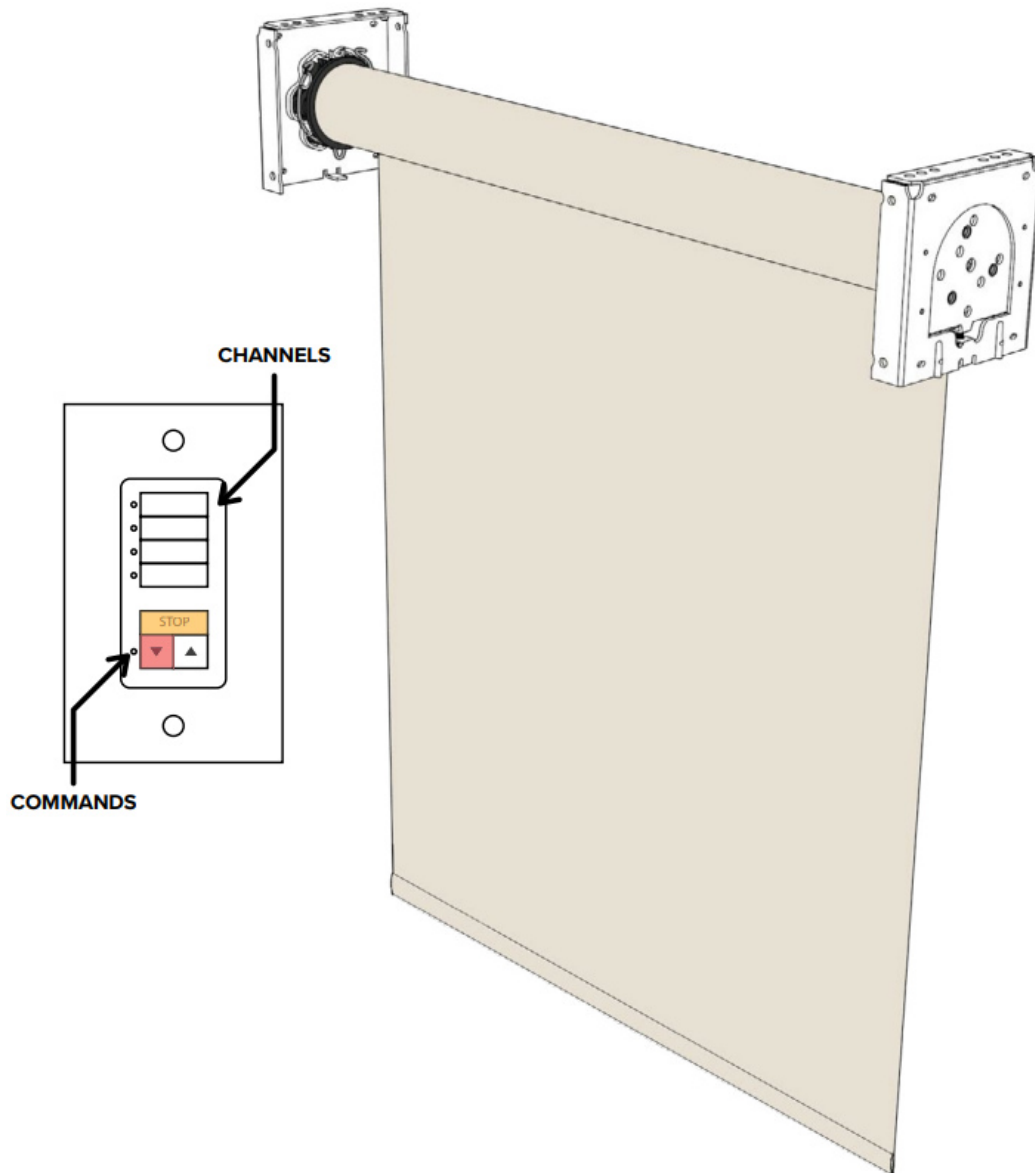
If you override with the controls it will rest the automation and will again take up to 48hrs to get back to automating correctly.

Contents

- [1 Lowering the Shade](#)
- [2 Raising the Shade](#)
- [3 Warnings](#)
- [4 Recommended Cleaning Methods](#)
- [5 Documents / Resources](#)
 - [5.1 References](#)
- [6 Related Posts](#)

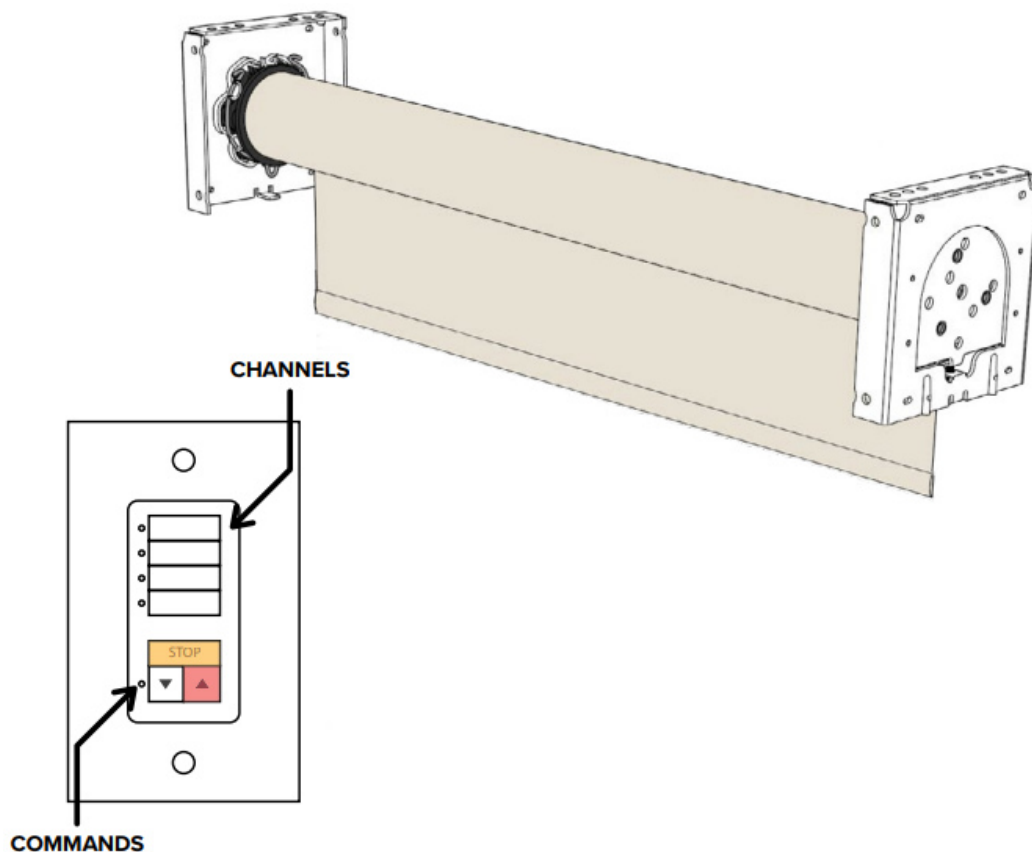
Lowering the Shade

Press the button on the left with the down arrow to lower the shades. If there is a specific desired length press the stop button (above the up/ down controls) when at the length.



Raising the Shade

Press the button on the right with the up arrow to raise the shades. If there is a specific desired length press the stop button (above the up/ down controls) when at the length.



Warnings

- Limits are set on the shades causing them to raise or lower to a comfortable length. Do not try to raise or lower the shades past this as it may damage the shade or remote.
- Pulling the bottom of the shade may damage the motor, brackets or shade, which can cause the shade to become inoperable.

Recommended Cleaning Methods

Cleaning the Shade Material

- Dusting: Regular dusting maintains a like-new appearance of shades.
- Vacuuming: For deeper cleaning, vacuum gently with brush attachment.
- The best method of cleaning is by regular washing of the fabric using a solution of warm water and mild detergent. Removing window shades may void manufacturer's warranty and or damage the motors
- It is recommended that cleaning occurs at a time of day that allows the shades to dry while in
- the "down" position (overnight).

www.rollashade.com


RASOCMTREVER.1

© Copyright 2023 Roll-A-Shade Inc.,

All rights reserved.

Contractor #916075

Documents / Resources

	<p>ROLL-A-SHADE RAS Shade Operation and Cleaning Motorized + Eclipse [pdf] User Guide RASOCMTREVER.1, RAS Shade Operation and Cleaning Motorized Eclipse, Operation and Cleaning Motorized Eclipse, Cleaning Motorized Eclipse, Motorized Eclipse, Eclipse</p>
---	--

References

- [User Manual](#)