




ROLL-A-RAMP 2023Q1 Portable RV Ramp System Installation Guide

[Home](#) » [ROLL-A-RAMP](#) » ROLL-A-RAMP 2023Q1 Portable RV Ramp System Installation Guide 

ROLL-A-RAMP 2023Q1 Portable RV Ramp System



Contents

- [1 FEATURES & BENEFITS](#)
- [2 PORTABLE RV SYSTEM INCLUDES](#)
- [3 CUSTOMER SUPPORT](#)
- [4 Documents / Resources](#)
 - [4.1 References](#)
- [5 Related Posts](#)

FEATURES & BENEFITS

- Always Portable



- Adjustable Length



- 1000 lbs Weight Capacity



- Handrails Provide Security



- All Weather Traction




- Ramp Sets Up in Easy to Handle 6' Sections



PORTABLE RV SYSTEM INCLUDES

- Roll-A-Ramp®



- Handrail(s)



- Support Stands



- Quick Connect Pins



- Platform



Set up:

- Easily connect ramp sections with Quick Connect Pins.
- Attach support stands to the ramp with included tools.
- Assemble Handrail(s) prior to installation, once assembled they easily insert into included brackets.
- Platform requires 2 or more people to correctly assemble and set in place for ramp to be attached to.


CUSTOMER SUPPORT

Call or email today!
866-883-4722

sales@rollaramp.com
rollaramp.com



Documents / Resources

	<p>ROLL-A-RAMP 2023Q1 Portable RV Ramp System [pdf] Installation Guide 2023Q1, 2023Q1 Portable RV Ramp System, Portable RV Ramp System, RV Ramp System, R amp System, System</p>
---	--

References

- [Ramps, Portable Ramps & Ramp Accessories | Roll-A-Ramp®](#)
- [User Manual](#)

Manuals+, Privacy Policy

This website is an independent publication and is neither affiliated with nor endorsed by any of the trademark owners. The "Bluetooth®" word mark and logos are registered trademarks owned by Bluetooth SIG, Inc. The "Wi-Fi®" word mark and logos are registered trademarks owned by the Wi-Fi Alliance. Any use of these marks on this website does not imply any affiliation with or endorsement.